

[54] **DOUBLE CLAMP TREE BRACE**

- [75] Inventor: **Donald W. Jensen**, Long Beach, Calif.
- [73] Assignee: **Sullivan & Mann Lumber Co.**, Santa Ana, Calif.
- [\*\*] Term: **14 Years**
- [21] Appl. No.: **275,553**
- [22] Filed: **Nov. 23, 1988**
- [52] U.S. Cl. .... **D8/1**
- [58] Field of Search ..... **D8/1; 47/42-47**

[56] **References Cited**

**U.S. PATENT DOCUMENTS**

3,010,256	11/1961	Ise .....	47/42
4,366,647	1/1983	Daun .....	47/42
4,480,403	11/1984	Williams .....	47/42
4,649,666	3/1987	Ness et al. ....	47/44 X
4,852,299	8/1989	Smoak et al. ....	47/42

**OTHER PUBLICATIONS**

Photograph of a tree clamp—Submitted by Applicant; Undated, Sample Unidentified.

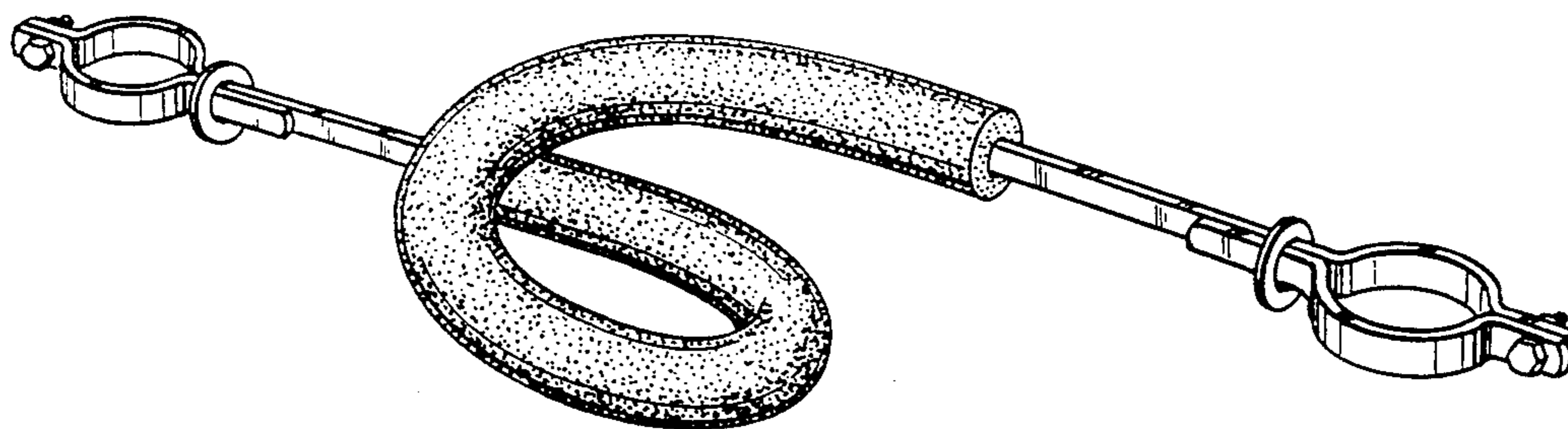
*Primary Examiner*—James M. Gandy  
*Assistant Examiner*—Brian N. Vinson  
*Attorney, Agent, or Firm*—Knobbe, Martens, Olsen, Bear

**CLAIM**

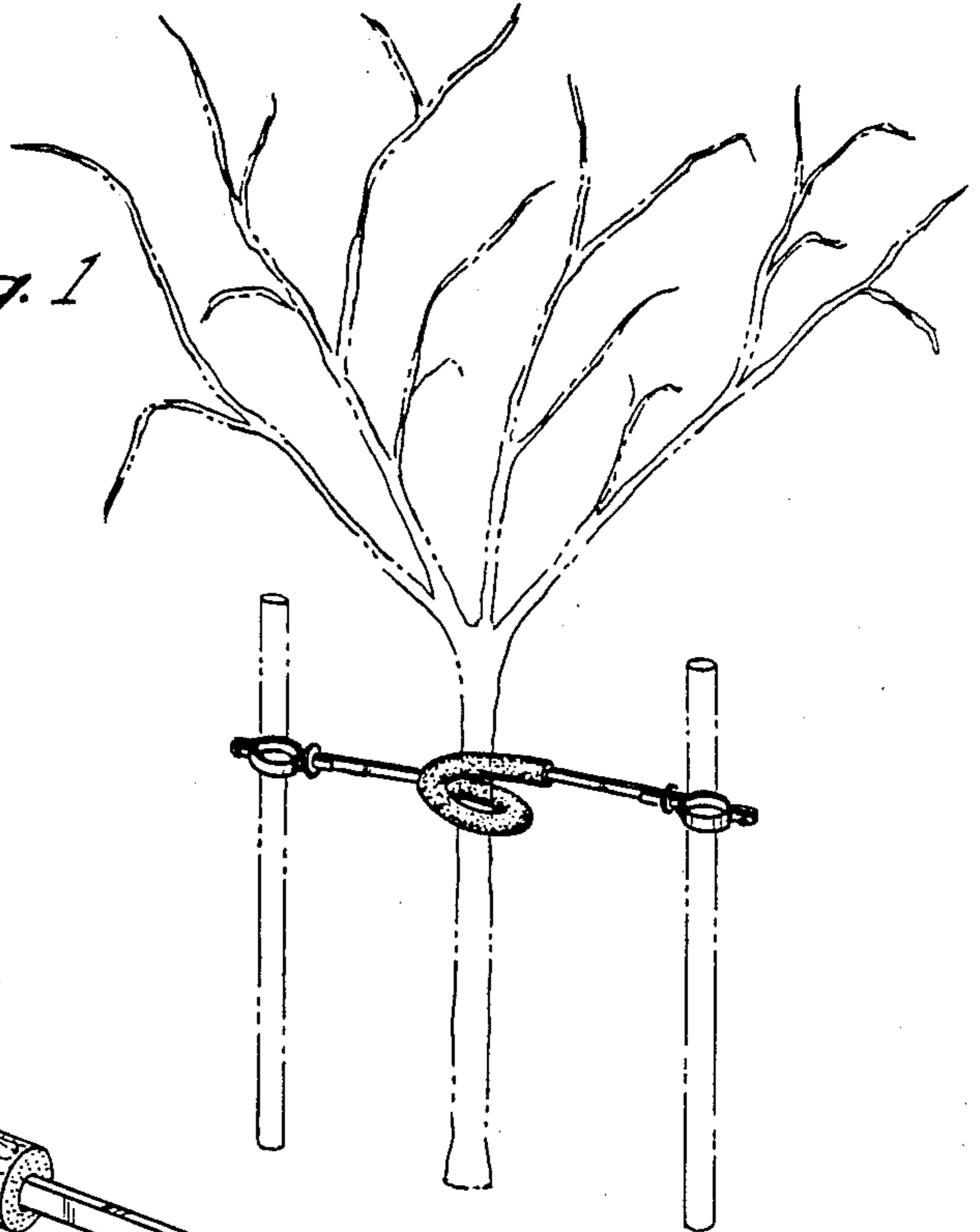
[57] The ornamental design for double clamp tree brace, as shown and described.

**DESCRIPTION**

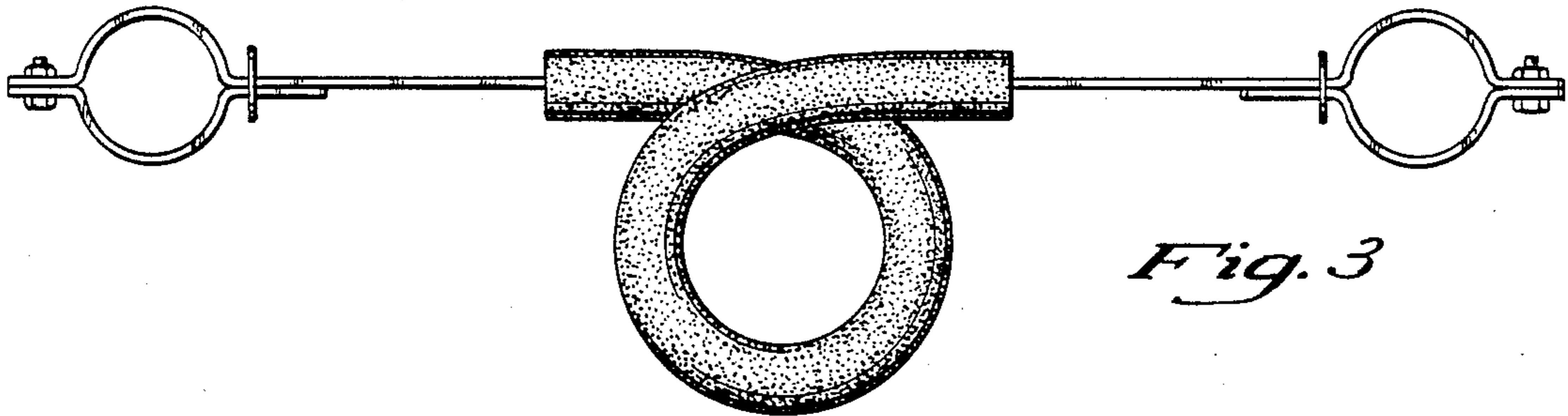
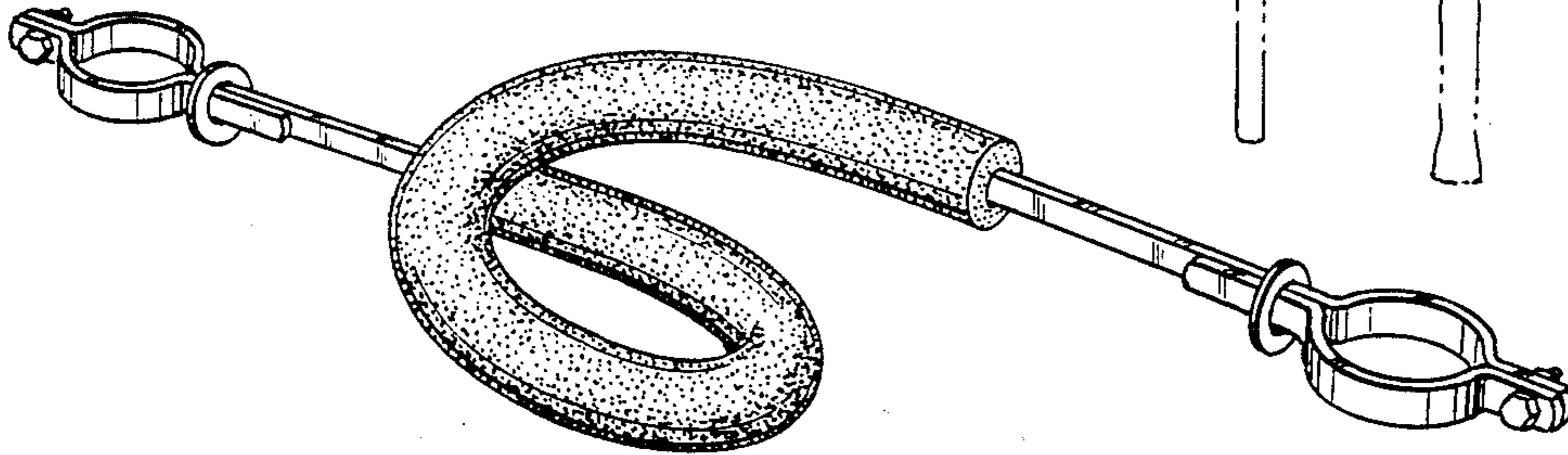
FIG. 1 is a perspective view of a tree brace showing my new design, the broken-line depiction of the tree and stakes is for illustrative purposes only and forms no part of the claimed design;  
FIG. 2 is an enlarged perspective view thereof;  
FIG. 3 is an enlarged top plan view thereof, the bottom being a mirror image of that shown;  
FIG. 4 is an enlarged front elevational view thereof, the rear being a mirror image of that shown;  
FIG. 5 is an enlarged left side elevational view thereof; and  
FIG. 6 is an enlarged right side elevational view thereof.



*Fig. 1*




*Fig. 2*

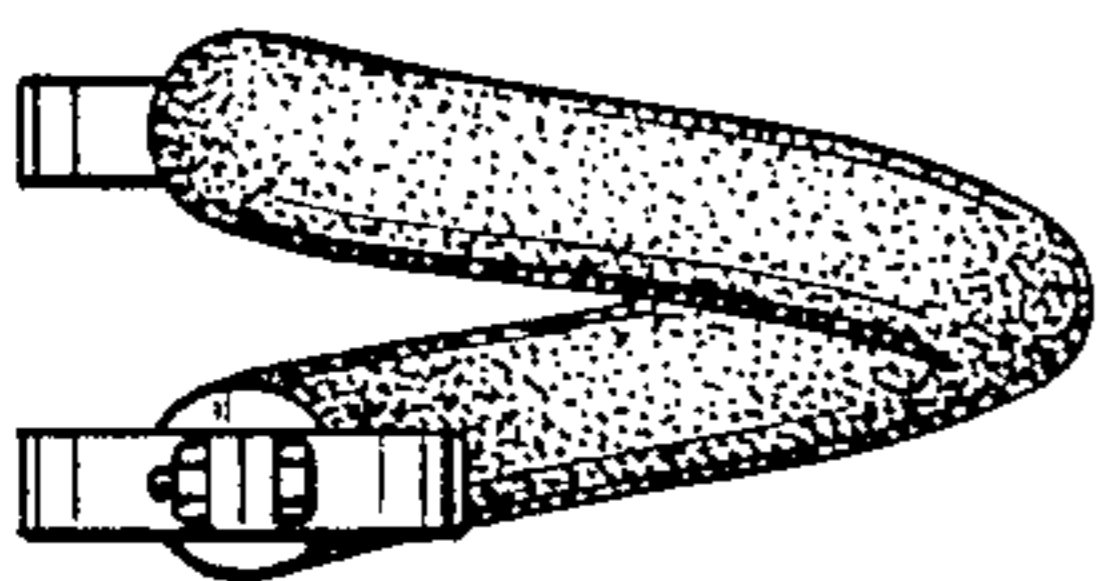


*Fig. 3*

*Fig. 4*



*Fig. 5*



*Fig. 6*

