

# United States Patent [19]

Hayakawa et al.

[11] Patent Number: **Des. 310,725**

[45] Date of Patent: **\*\* Sep. 18, 1990**

[54] **HALOGEN LAMP**

[75] Inventors: **Futomi Hayakawa; Tadashi Nawata,**  
both of Tokyo, Japan

[73] Assignee: **Kabushiki Kaisha Hybec, Tokyo,**  
Japan

[\*\*] Term: **14 Years**

[21] Appl. No.: **141,614**

[22] Filed: **Jan. 5, 1988**

[52] U.S. Cl. .... **D26/2**

[58] Field of Search ..... **D26/2, 3; 313/493, 485,**  
**313/318, 579**

[56] **References Cited**

## U.S. PATENT DOCUMENTS

3,211,938 10/1965 Holcomb ..... 313/113

3,360,765 12/1967 Strange et al. .... 362/217 X  
4,532,455 7/1985 Connor et al. .... 313/579

*Primary Examiner*—Susan J. Lucas  
*Attorney, Agent, or Firm*—Young & Thompson

[57] **CLAIM**

The ornamental design for a halogen lamp, as shown.

## DESCRIPTION

FIG. 1 is a perspective view of a halogen lamp showing our new design;

FIG. 2 is a front elevational view thereof;

FIG. 3 is a rear elevational view thereof;

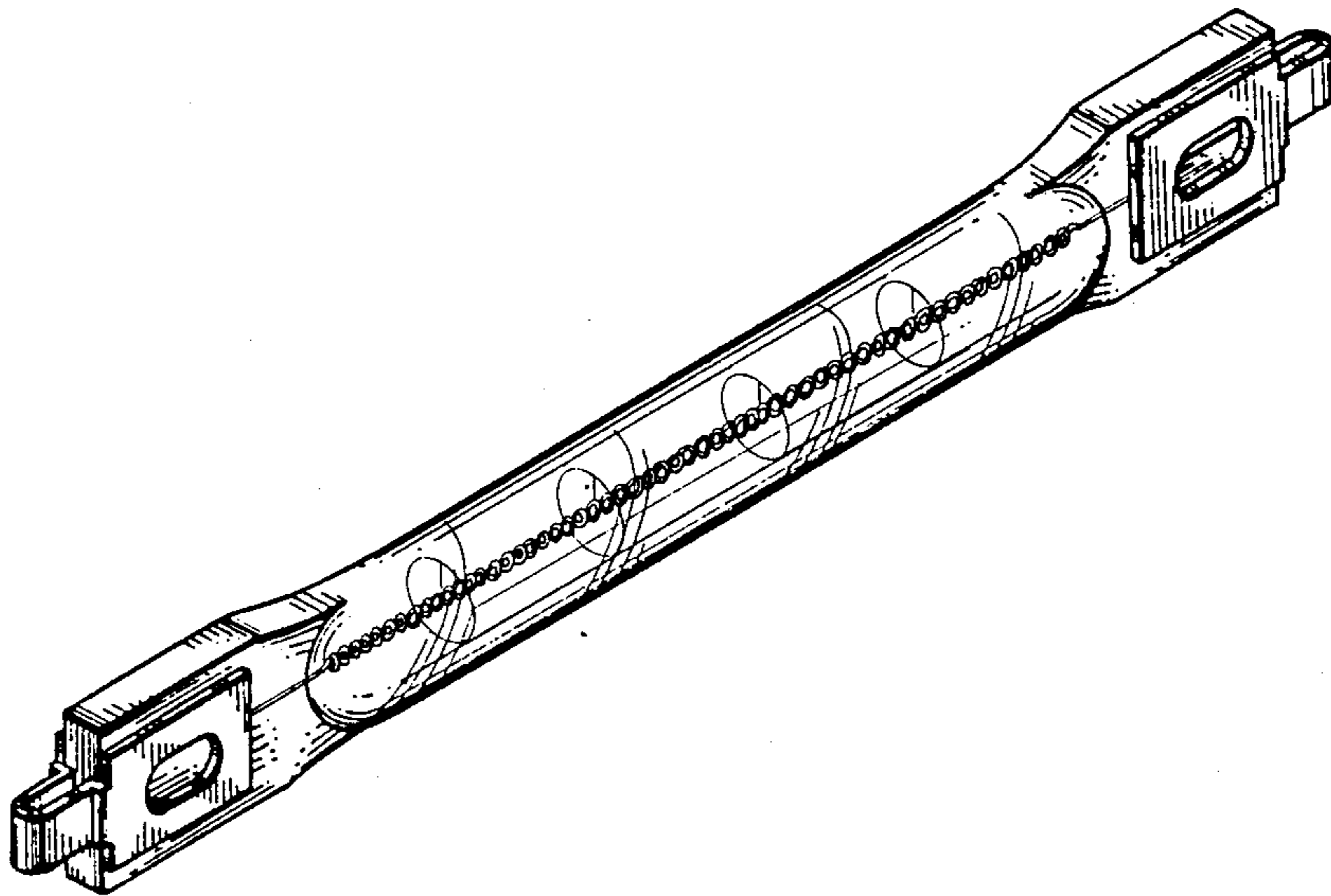
FIG. 4 is a top plan view thereof;

FIG. 5 is a bottom plan view thereof;

FIG. 6 is a right side elevational view thereof;

FIG. 7 is a left side elevational view thereof; and

FIG. 8 is a cross-sectional view thereof as taken along line 8—8 of FIG. 2.



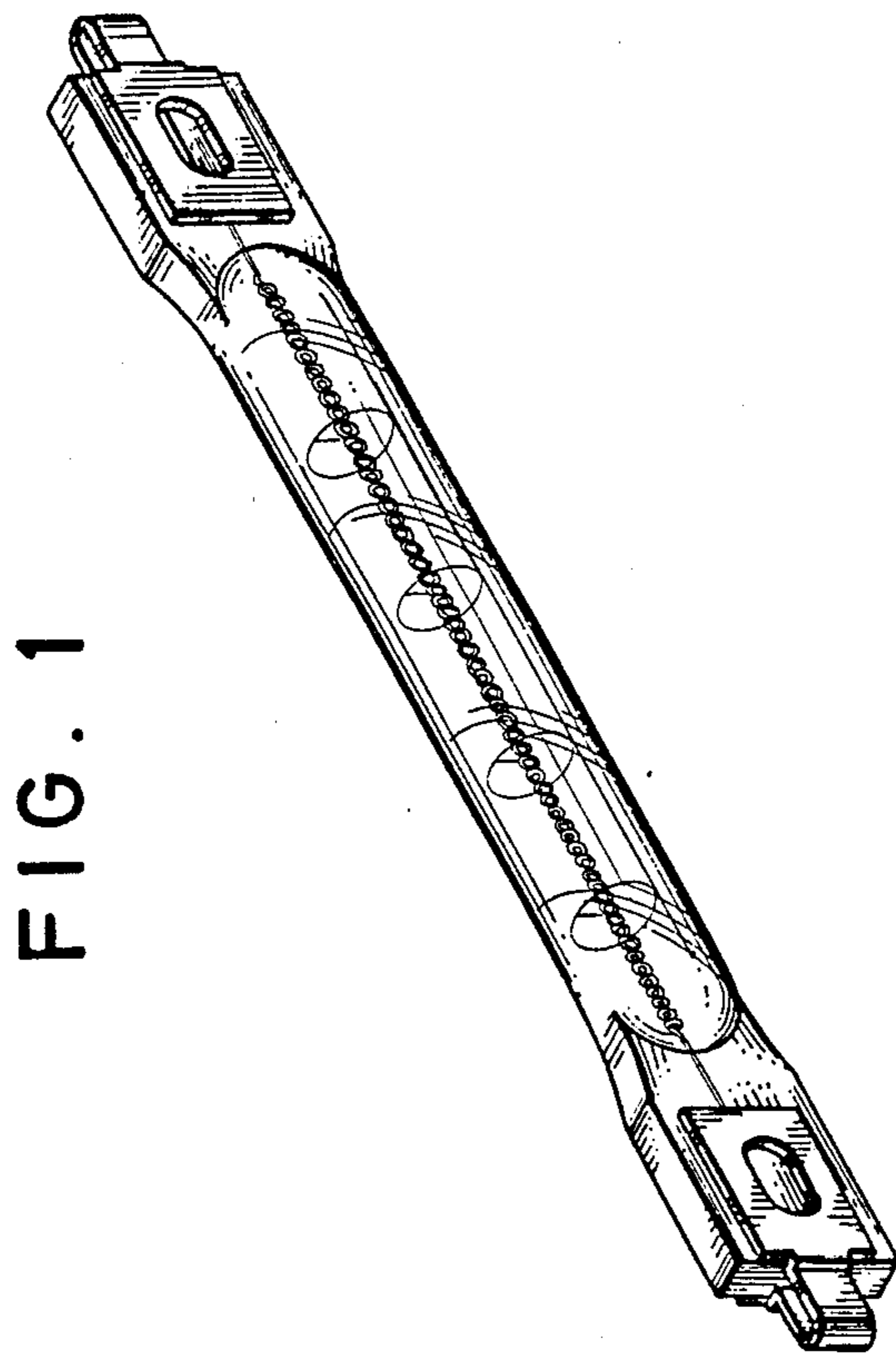


FIG. 1

FIG. 2

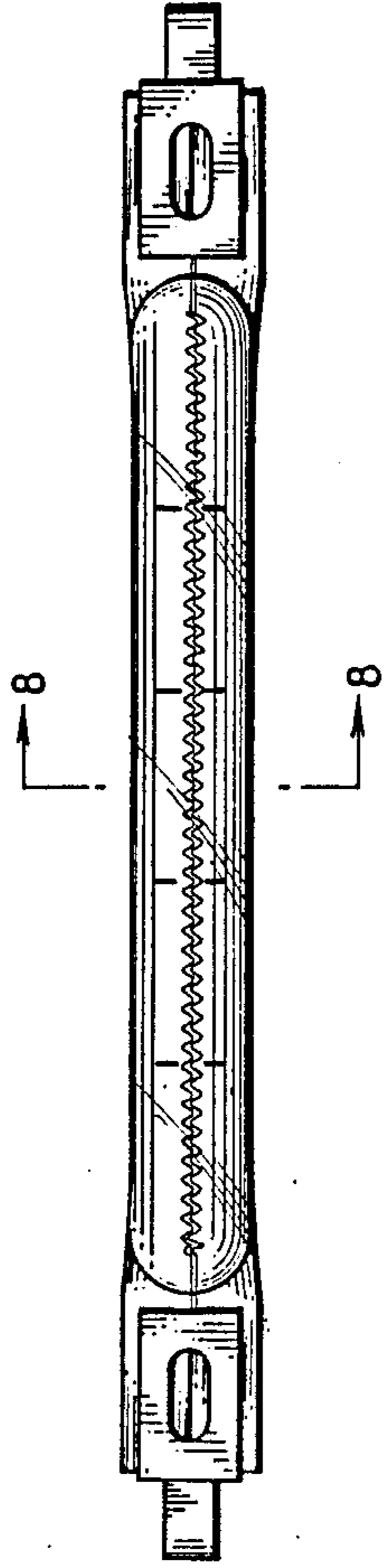


FIG. 6



FIG. 3

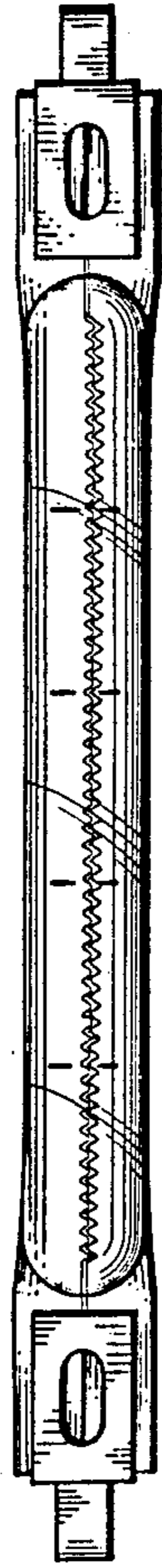


FIG. 7



FIG. 4

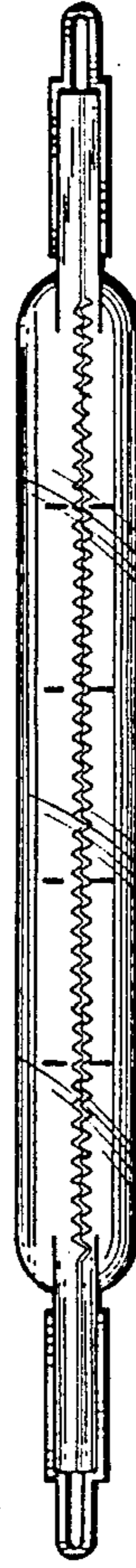


FIG. 8



FIG. 5

