

[54] DENTAL HANDPIECE

[75] Inventors: Reinhard Straihammer, Heppenheim; Werner Schuss, Munich, both of Fed. Rep. of Germany

[73] Assignee: Siemens Aktiengesellschaft, Berlin and Munich, Fed. Rep. of Germany

[**] Term: 14 Years

[21] Appl. No.: 455,731

[22] Filed: Nov. 22, 1989

Related U.S. Application Data

[62] Division of Ser. No. 106,432, Oct. 6, 1987, Pat. No. Des. 305,935.

[30] Foreign Application Priority Data

Apr. 6, 1987 [DE] Fed. Rep. of Germany MR10/17183

[52] U.S. Cl. D24/12

[58] Field of Search D24/10, 12, 15, 16; 433/102, 114, 116, 118, 125, 131, 133, 82

[56] References Cited

U.S. PATENT DOCUMENTS

D. 255,929 7/1980 Austin, Jr. D24/10

D. 264,876	6/1982	Seid	D24/12
D. 276,936	12/1984	Fattaleh	D24/10 X
3,014,278	12/1961	Aymar et al.	D24/12 X
4,080,737	3/1978	Fleer	D24/10 X
4,619,614	10/1986	Baba et al.	433/131 X
4,661,060	4/1987	Strohmaier	433/82

FOREIGN PATENT DOCUMENTS

797533 7/1958 United Kingdom 433/82

OTHER PUBLICATIONS

"Dental Instruments", 1981, p. 41-Handpiece.

Primary Examiner—Wallace R. Burke

Assistant Examiner—Brian N. Vinson

Attorney, Agent, or Firm—Hill, Van Santen, Steadman & Simpson

[57] CLAIM

The ornamental design for a dental handpiece, as shown and described.

DESCRIPTION



FIG. 1 is a bottom plan view of a dental handpiece showing our new design;

FIG. 2 is a left side elevational view thereof;

FIG. 3 is a right side elevational view thereof;

FIG. 4 is a top plan view thereof; and

FIG. 5 is a front end elevational view thereof, the rear being plain and unornamental.






FIG 1




FIG 2

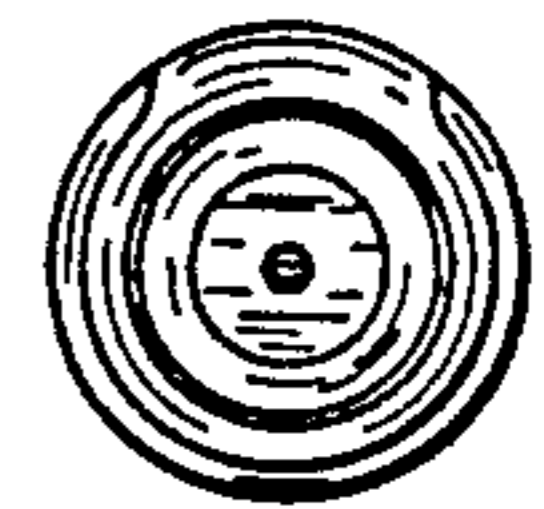


FIG 5




FIG 3




FIG 4