

[54] FAN HEATER

[75] Inventor: Miguel L. Del Fresno, Eibar, Spain

[73] Assignee: Oficina de Investigacion Agrupada, S.A., Guipuzcoa, Spain

[**] Term: 14 Years

[21] Appl. No.: 287,962

[22] Filed: Dec. 20, 1988

[30] Foreign Application Priority Data

Jun. 21, 1988 [ES]	Spain	116.270
[52] U.S. Cl.		D23/335; D23/382
[58] Field of Search		D23/382, 381, 335, 370; 219/366, 369, 370, 373; 415/126, 211.1, 208.1, 119, 62, 61

[56] References Cited

U.S. PATENT DOCUMENTS

D. 281,276	11/1985	Farrer	D23/370
4,365,930	12/1982	Ogura et al.	415/61
4,457,672	7/1984	Ogura et al.	D23/370
4,521,153	6/1985	Morimoto et al.	415/62
4,642,441	2/1987	Kenyon	219/373
4,740,670	4/1988	You	219/366

OTHER PUBLICATIONS

Tatung Fan Catalogue, p. 3, Rotator Fans BFB-8 and BFB-12, right middle side of page, p. 5, Rotating Fan Heater EH-4621, left top side of page, and Fan Heaters EH-1500 S, top middle of page, and EH-1500T, middle right side of page.

Winnower Fan Co. Inc. Advertising Flyer, 1030 3 Speed Rotating Box Fan, bottom right side of page.

Museum of Modern Art Xmas Cat., p. 38, Thin Air Desk Fan, left top side of page.

Hong Kong Household, 9/83, p. 55, Box Fan, 2 right bottom side of page.

Primary Examiner—James M. Gandy

Assistant Examiner—Lisa Lichtenstein

Attorney, Agent, or Firm—Helfgott & Karas

[57] CLAIM

The ornamental design for a fan heater, as shown and described.


DESCRIPTION

FIG. 1 is a front perspective view of a fan heater showing my new design;

FIG. 2 is a rear perspective view thereof;

FIG. 3 is a front perspective view of a fan heater showing a second embodiment of my new design; and

FIG. 4 is a rear perspective view of FIG. 3.



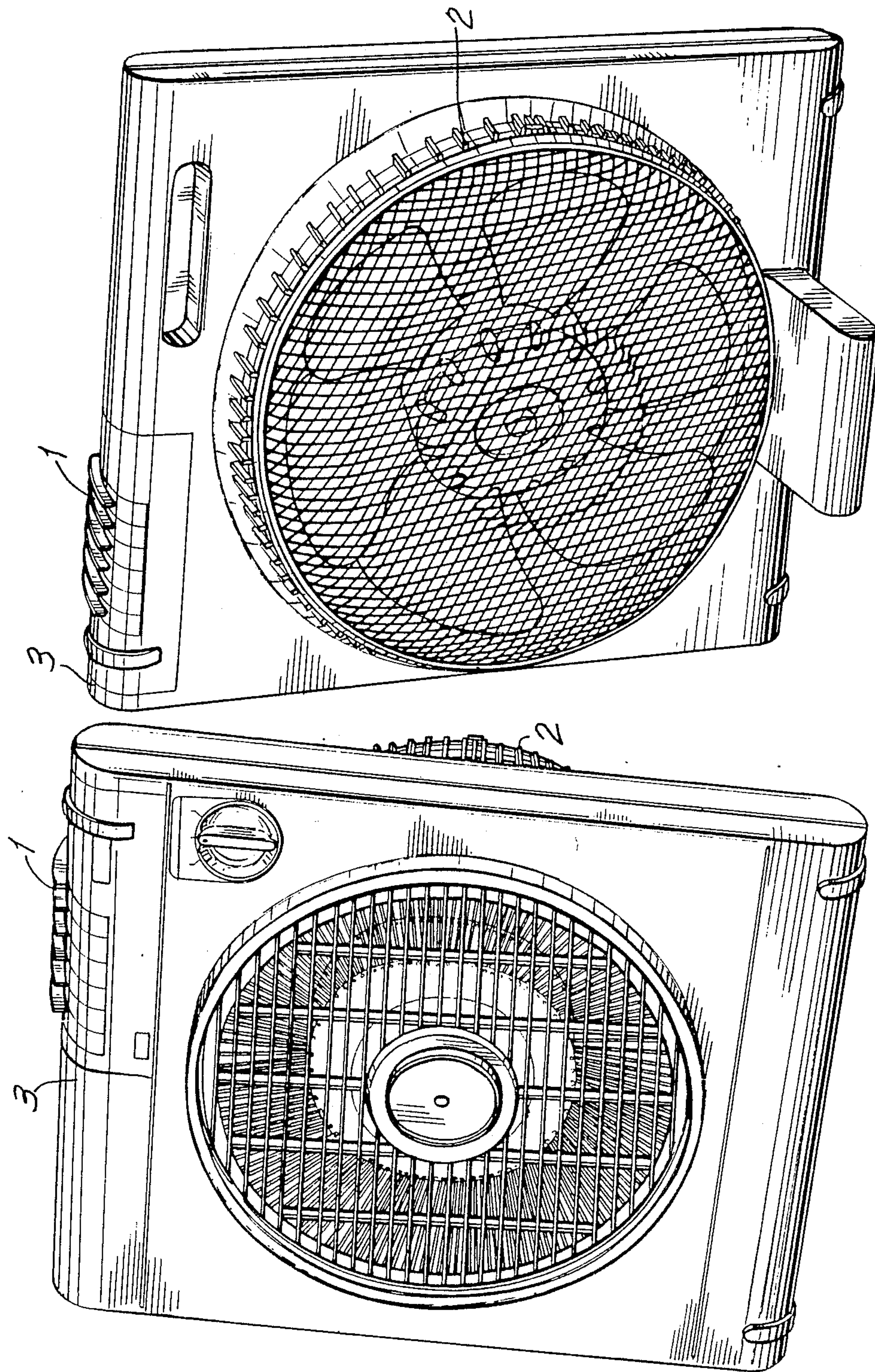


FIG. 2

FIG. 1

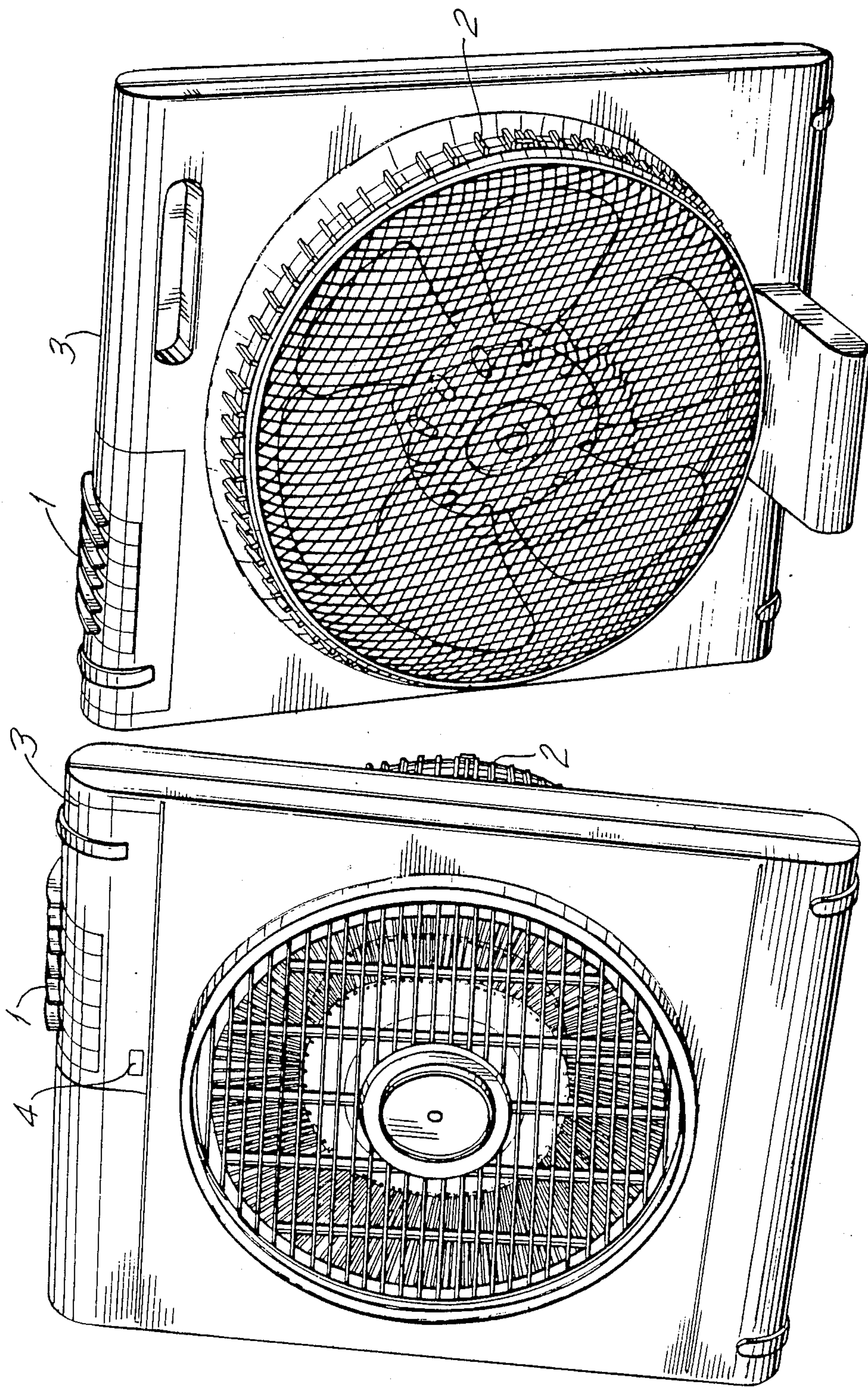


FIG.4

FIG.3