

[54] SHOWER ENCLOSURE

[75] Inventor: Keith L. Poulson, Sheboygan, Wis.

[73] Assignee: Kohler Co., Kohler, Wis.

[\*\*] Term: 14 Years

[21] Appl. No.: 2,254

[22] Filed: Jan. 12, 1987

[52] U.S. Cl. .... D23/283

[58] Field of Search ..... D23/270-283, D23/303-307; 4/538, 546, 548, 553, 555, 556, 584, 589, 590, 596, 597, 605, 611, 612, 614

[56] References Cited

U.S. PATENT DOCUMENTS

D. 215,289	9/1969	Seymour	.....	D23/283
D. 217,866	6/1970	Myers	.....	D23/283
D. 223,609	5/1972	Lax	.....	D23/283
D. 227,010	5/1973	Alexander	.....	D23/283
D. 227,102	6/1973	Alexander	.....	D23/283
D. 235,262	6/1975	Seymour	.....	D23/283
D. 247,912	5/1978	Rath et al.	.....	D23/283
D. 250,716	1/1979	Smith	.....	D23/283
D. 254,571	3/1980	Reineman	.....	D24/38
D. 261,548	10/1981	Chisholm	.....	D23/283
D. 265,679	8/1982	Ballard	.....	D23/283
D. 268,128	3/1983	Ballard	.....	D23/283
D. 271,137	10/1983	Kohler, Jr. et al.	.....	D24/38
D. 275,783	10/1984	McMillan et al.	.....	D23/283
3,479,778	11/1969	Johnson	.....	D23/275 X
3,827,086	8/1974	Seymour et al.	.....	4/584 X
4,365,368	12/1982	Boggs	.....	4/596
4,553,276	11/1985	Paradis	.....	4/596 X

OTHER PUBLICATIONS

Two pages of an Aquarius advertisement entitled

"Some Things Are Meant To Be Shared," undated, admitted prior art.

Two pages of a 1984 Aqua Glass brochure.

Primary Examiner—James R. Largen  
Attorney, Agent, or Firm—Quarles & Brady


[57] CLAIM

The ornamental design for a shower enclosure, as shown and described.

DESCRIPTION

FIG. 1 is a right front perspective view of a bathing enclosure shell showing my new design;  
 FIG. 2 is a left front perspective view thereof;  
 FIG. 3 is a front elevational view thereof;  
 FIG. 4 is a top plan view thereof;  
 FIG. 5 is a cross sectional view taken on line 5—5 of FIG. 3;  
 FIG. 6 is a cross sectional view taken on line 6—6 of FIG. 3;  
 FIG. 7 is a cross sectional view taken on line 7—7 of FIG. 2;  
 FIG. 8 is a cross sectional view taken on line 8—8 of FIG. 3;  
 FIG. 9 is a cross sectional view taken on line 9—9 of FIG. 3;  
 FIG. 10 is a bottom plan view thereof;  
 FIG. 11 is a rear elevational view thereof;  
 FIG. 12 is a left side elevational view thereof;  
 FIG. 13 is a right side elevational view thereof; and  
 FIG. 14 is a perspective view taken from the top front and left side of a second embodiment thereof.

The fragmentary broken line representation of a bathroom wall in FIGS. 1 and 2 are for purposes of illustration only and form no part of the claimed design.






FIG. 1




FIG. 2

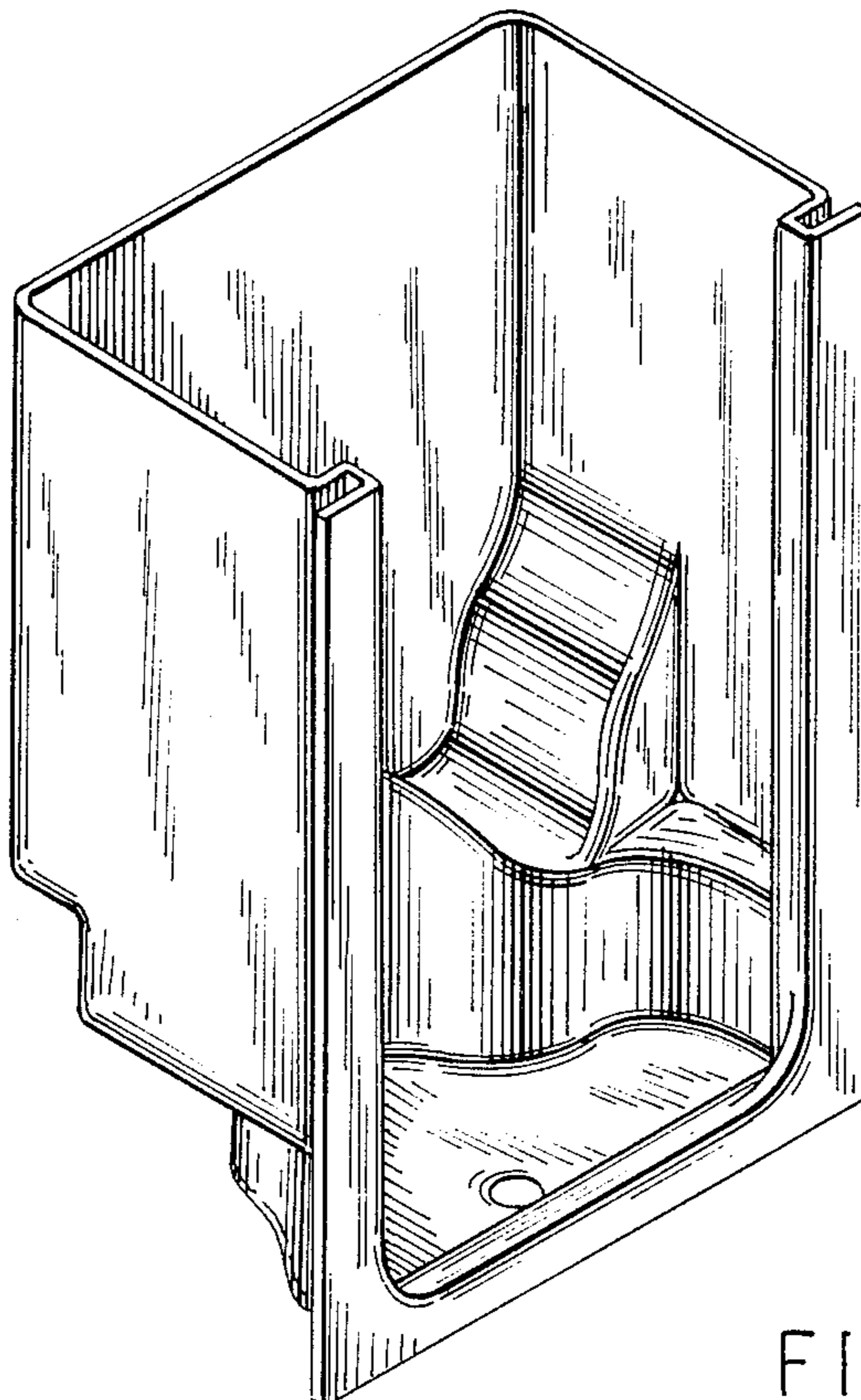

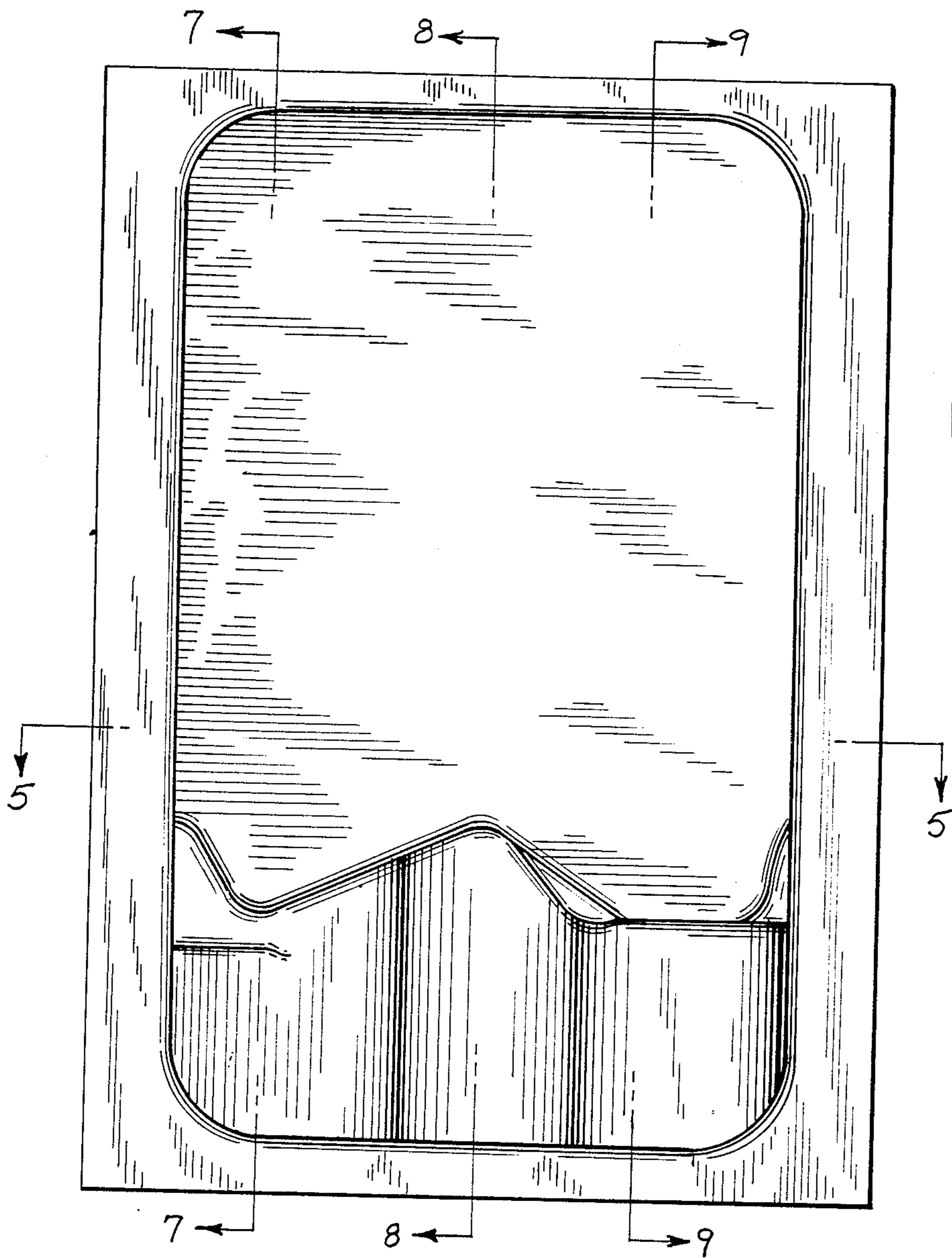


FIG. 14



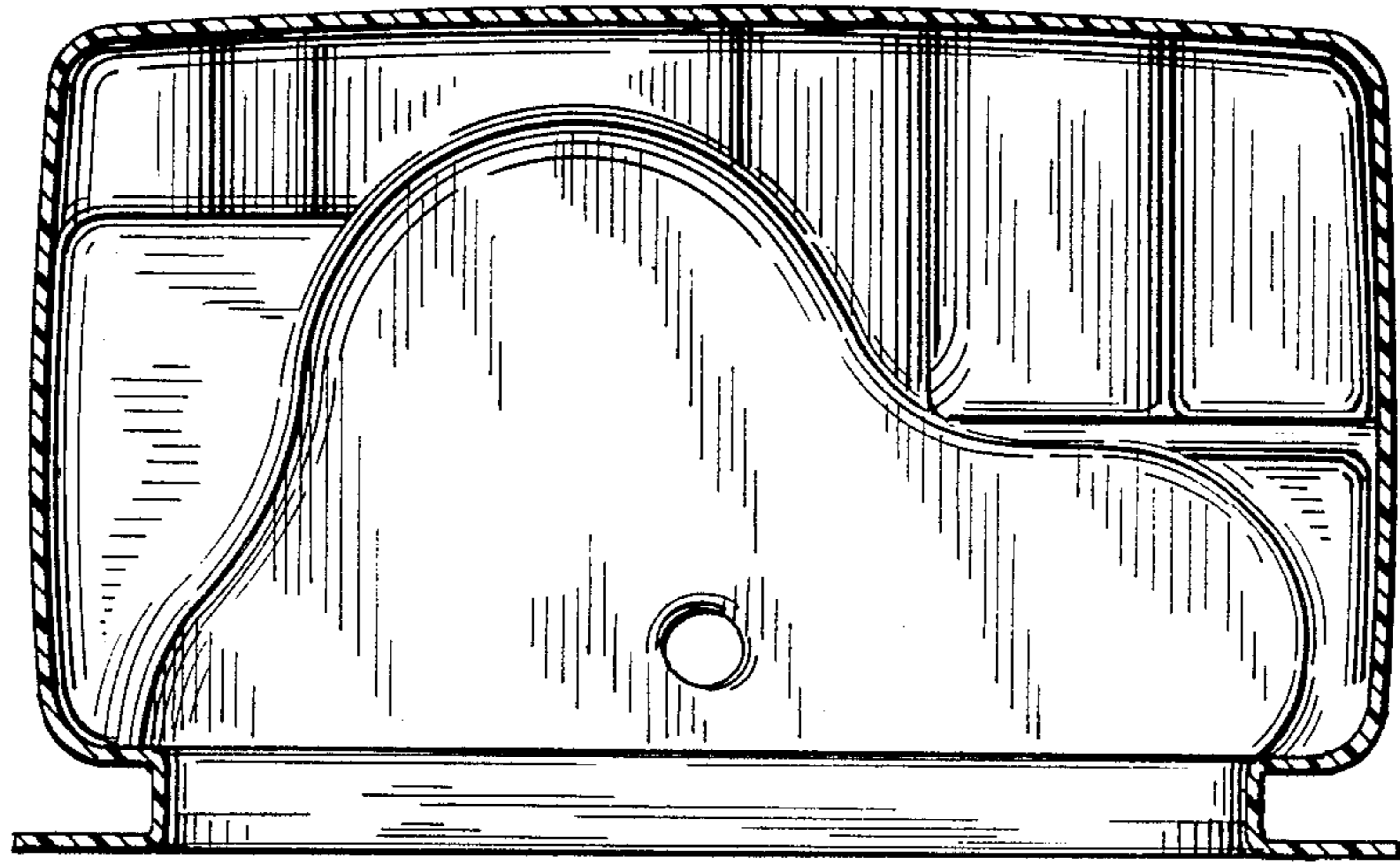


FIG. 5

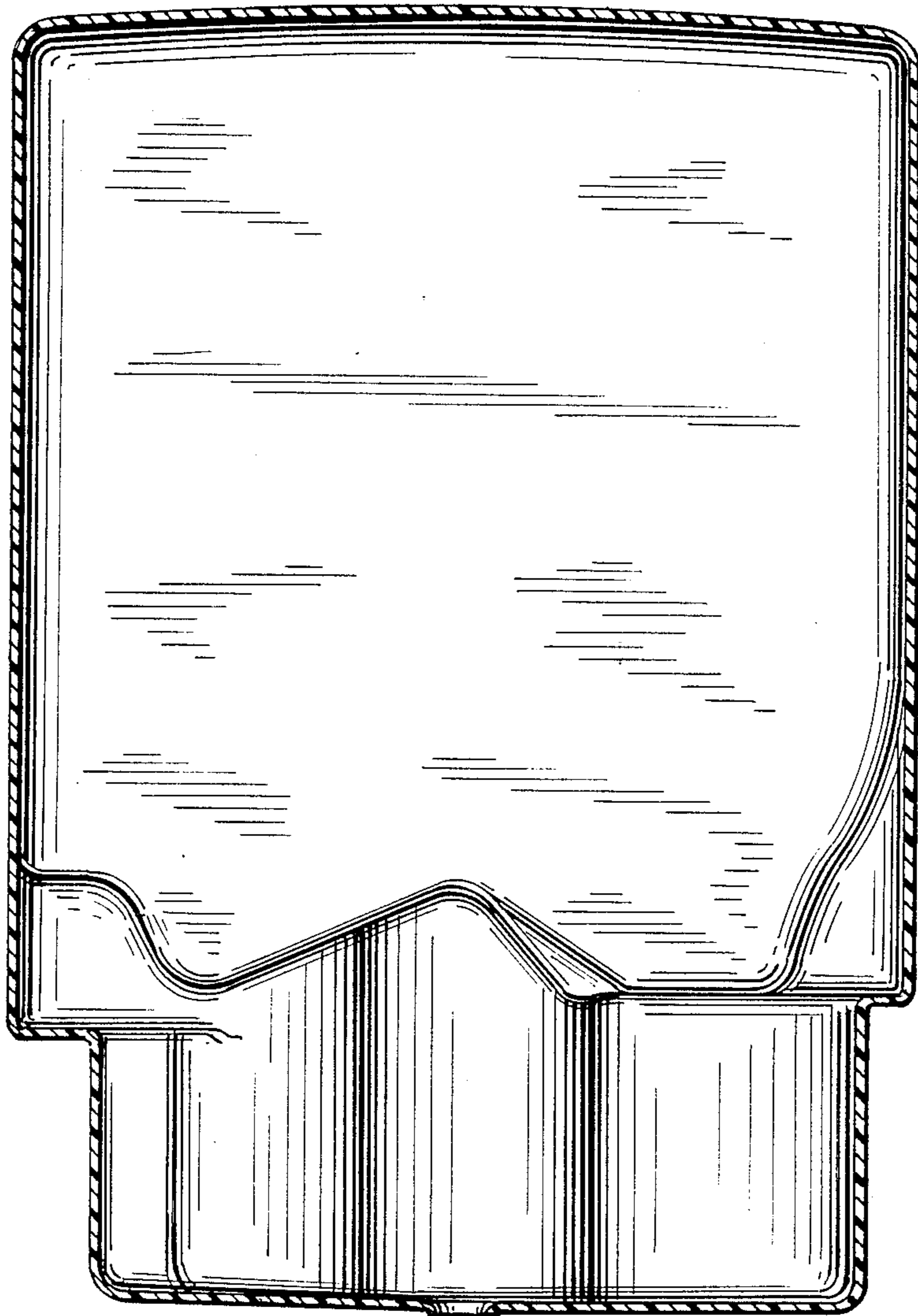


FIG. 6




FIG. 7

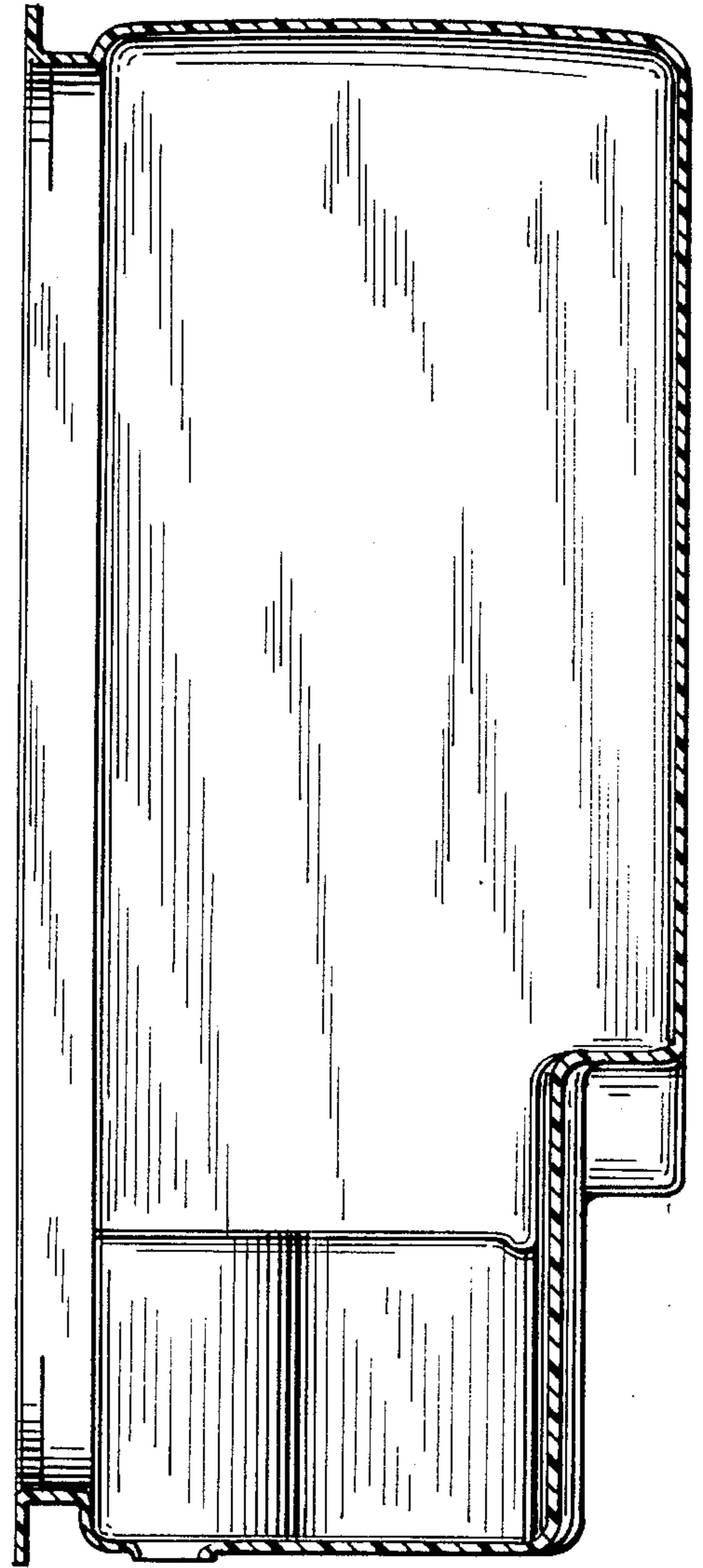


FIG. 8

FIG. 9


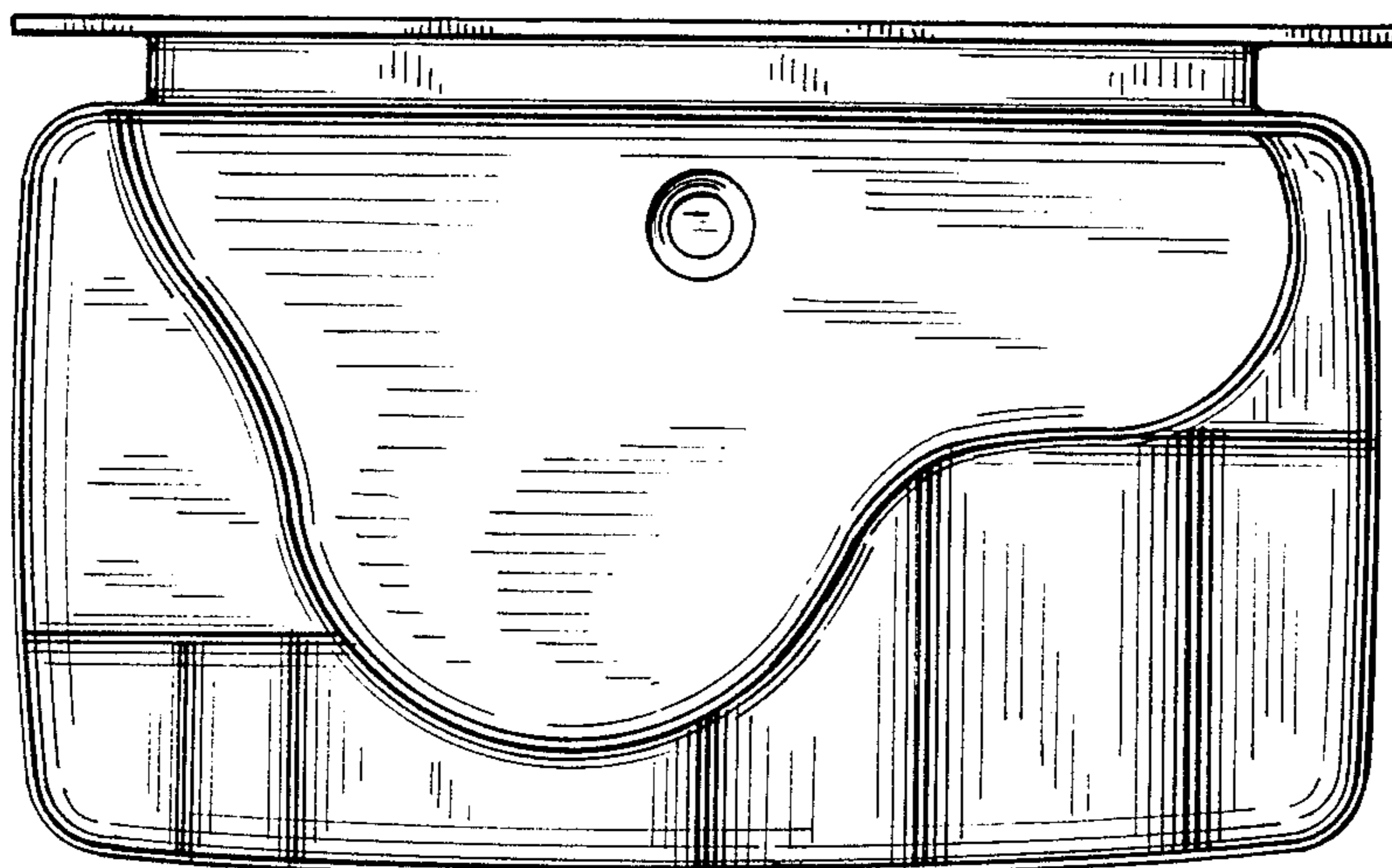


FIG. 10



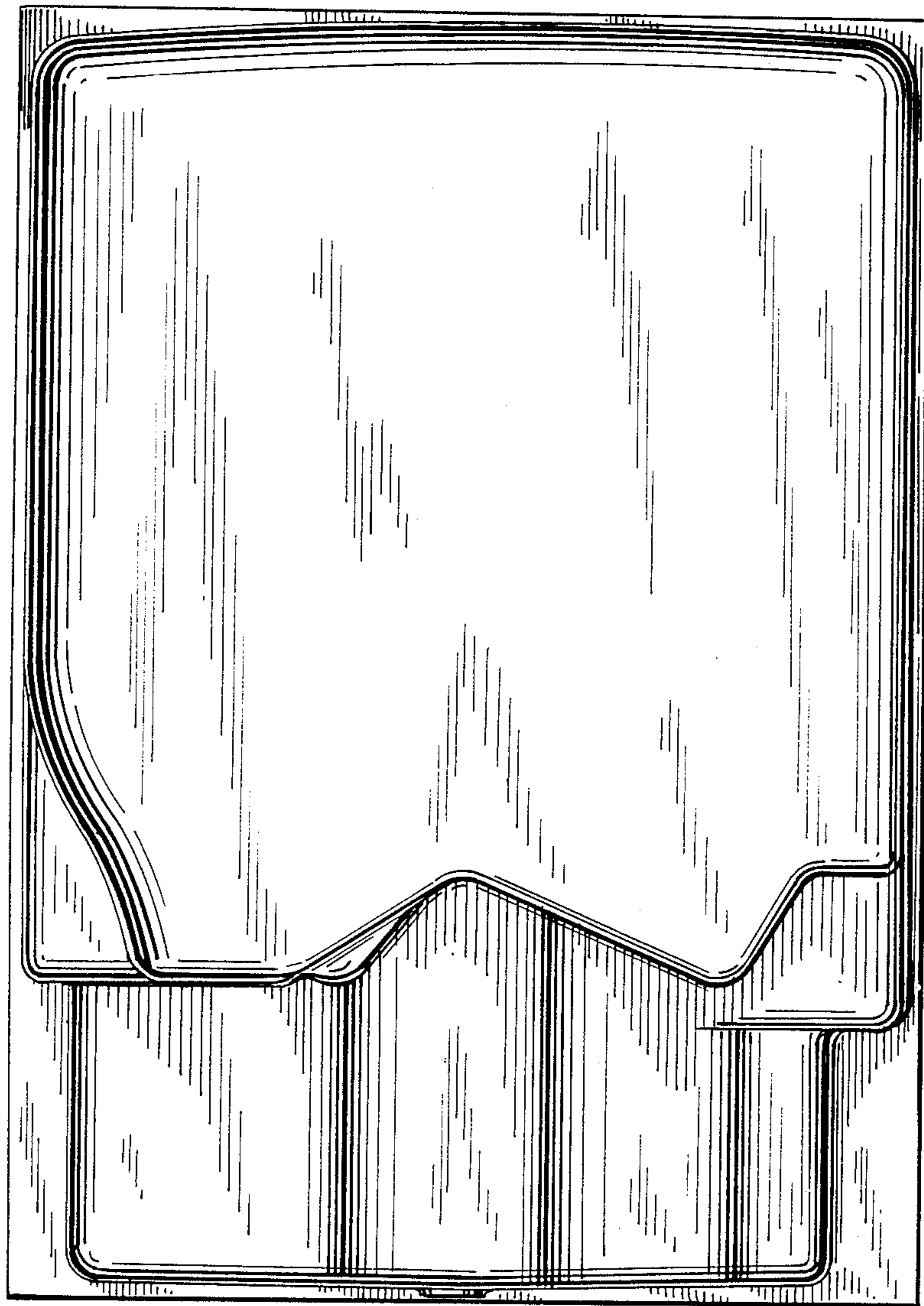


FIG. 11




FIG. 12




FIG. 13