

[54] ELECTRONIC TYPEWRITER

[75] Inventor: Vid Brataševac, Izola, Yugoslavia

[73] Assignee: Proizvodnja in prodaja igrac, pisal, kovinskih in plasticnih izdelkov "Mehano", p.o., Izola, Yugoslavia

[**] Term: 14 Years

[21] Appl. No.: 159,571

[22] Filed: Feb. 23, 1988

[30] Foreign Application Priority Data

Sep. 28, 1987 [YU] Yugoslavia M 604/87

[52] U.S. Cl. D18/1

[58] Field of Search D18/1, 2, 4, 11; 235/145 A, 145 R; 340/711; 341/22; 400/109-111, 472, 484, 689-694

[56] References Cited

U.S. PATENT DOCUMENTS

- D. 280,732 9/1985 Gunzi D18/1
- D. 304,330 10/1989 Biotteau D18/4 X
- 888,438 5/1908 Hess et al. 400/689 X
- 1,997,206 4/1935 Bates 400/472 X

- 2,603,337 7/1952 Julliard 400/472 X
- 3,712,444 1/1973 Frost 400/484
- 4,488,146 12/1984 Burchart 340/711 X

FOREIGN PATENT DOCUMENTS

- 0093080 11/1983 European Pat. Off. 341/22
- 0116833 7/1984 Japan 341/22

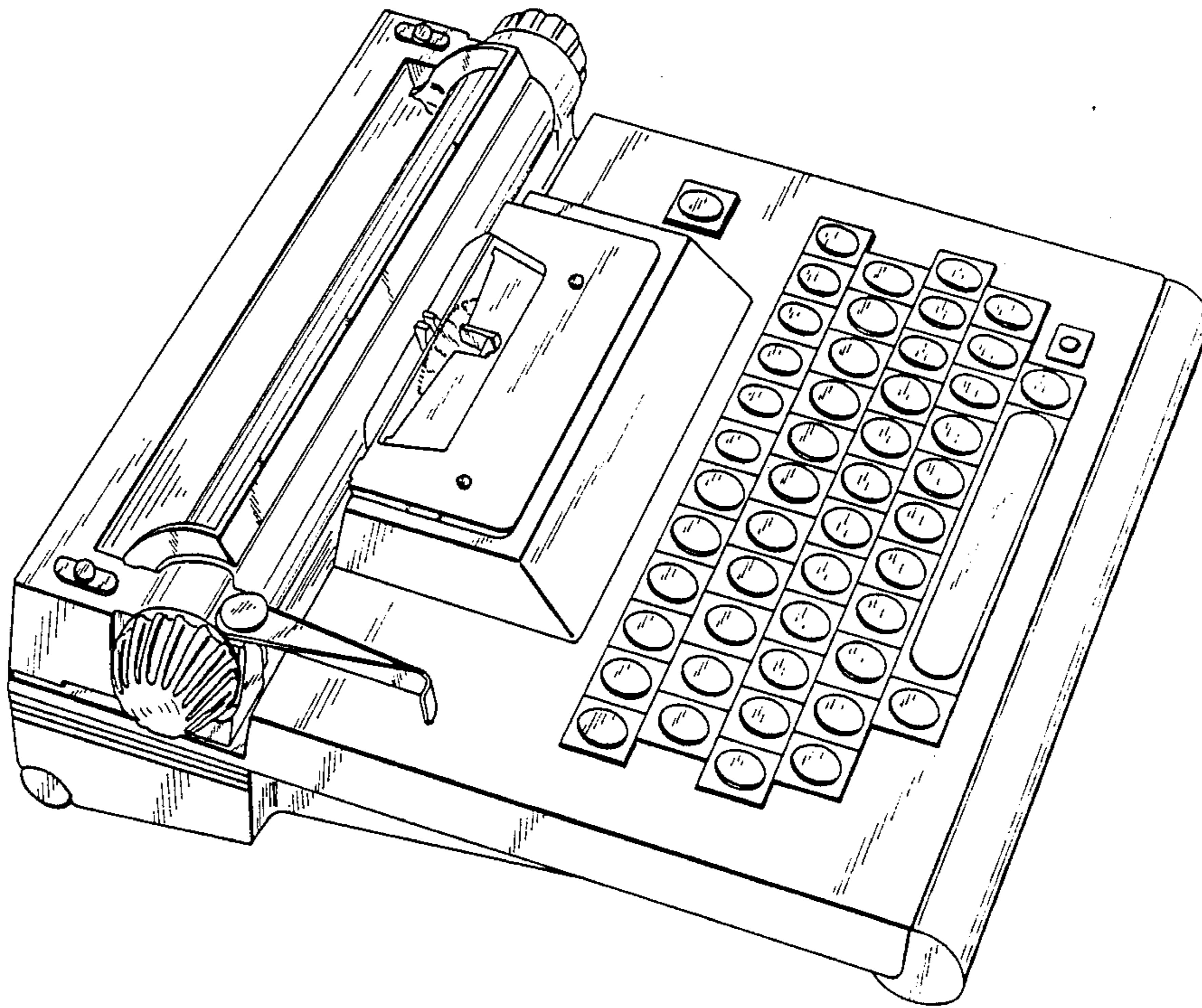
Primary Examiner—Nelson C. Holtje
Assistant Examiner—Caron D. Veynar
Attorney, Agent, or Firm—Fleit, Jacobson, Cohn, Price, Holman & Stern

[57] CLAIM

The ornamental design for electronic typewriter, as shown and described.

DESCRIPTION

FIG. 1 is a top plan view of an electronic typewriter showing my new design;
FIG. 2 is a left side elevational view thereof;
FIG. 3 is a right side elevational view thereof;
FIG. 4 is a bottom plan view thereof;
FIG. 5 is a front elevational view thereof;
FIG. 6 is a rear elevational view thereof;
FIG. 7 is a perspective view thereof.






Fig. 1

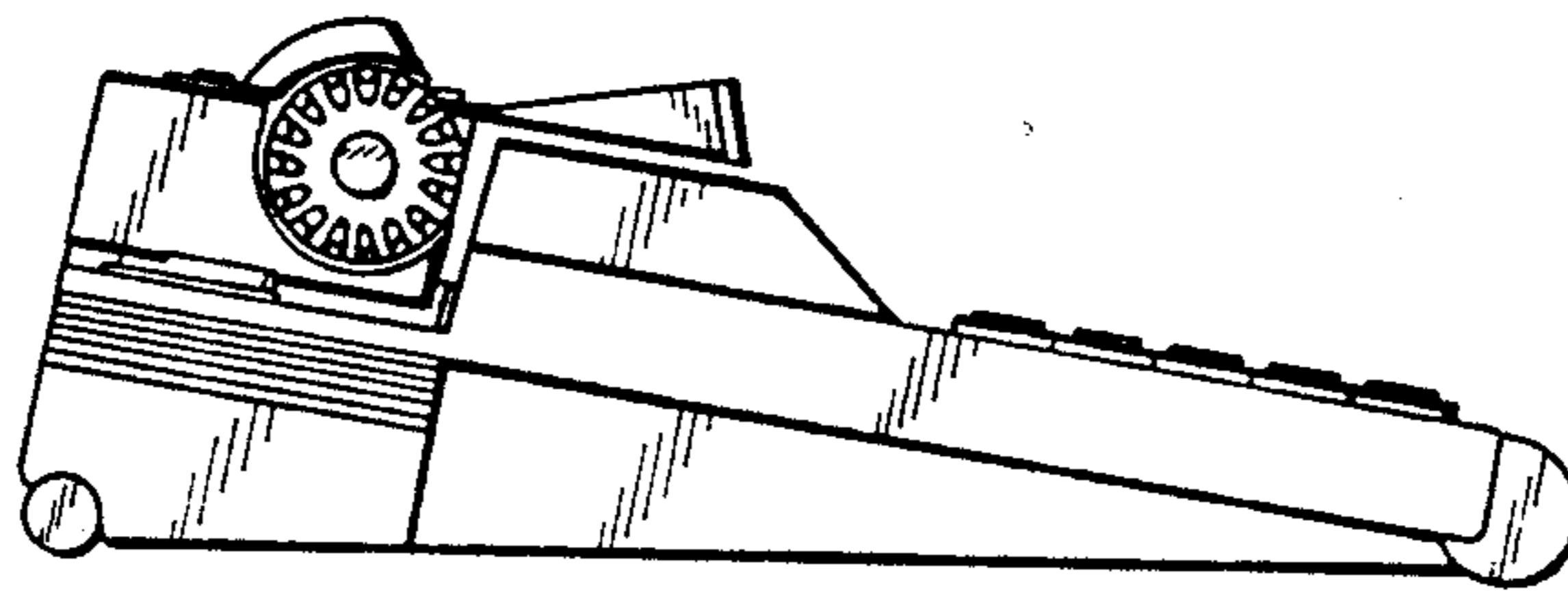


Fig. 2

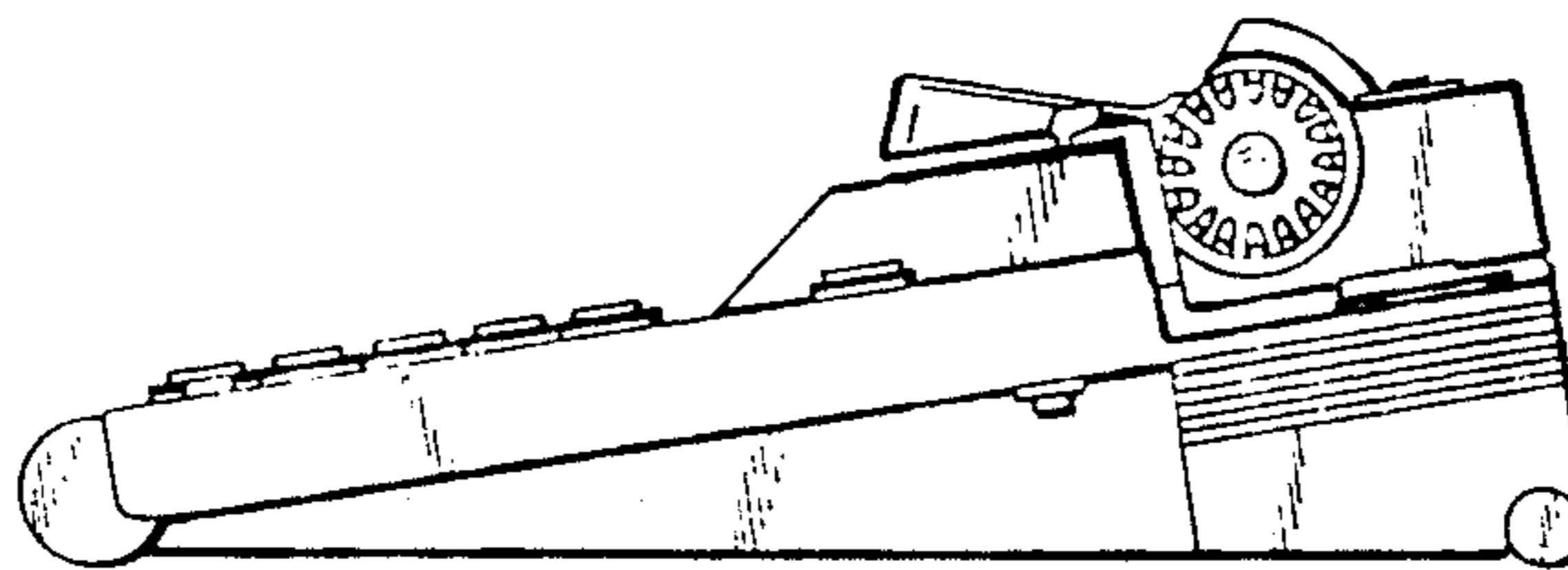


Fig. 3

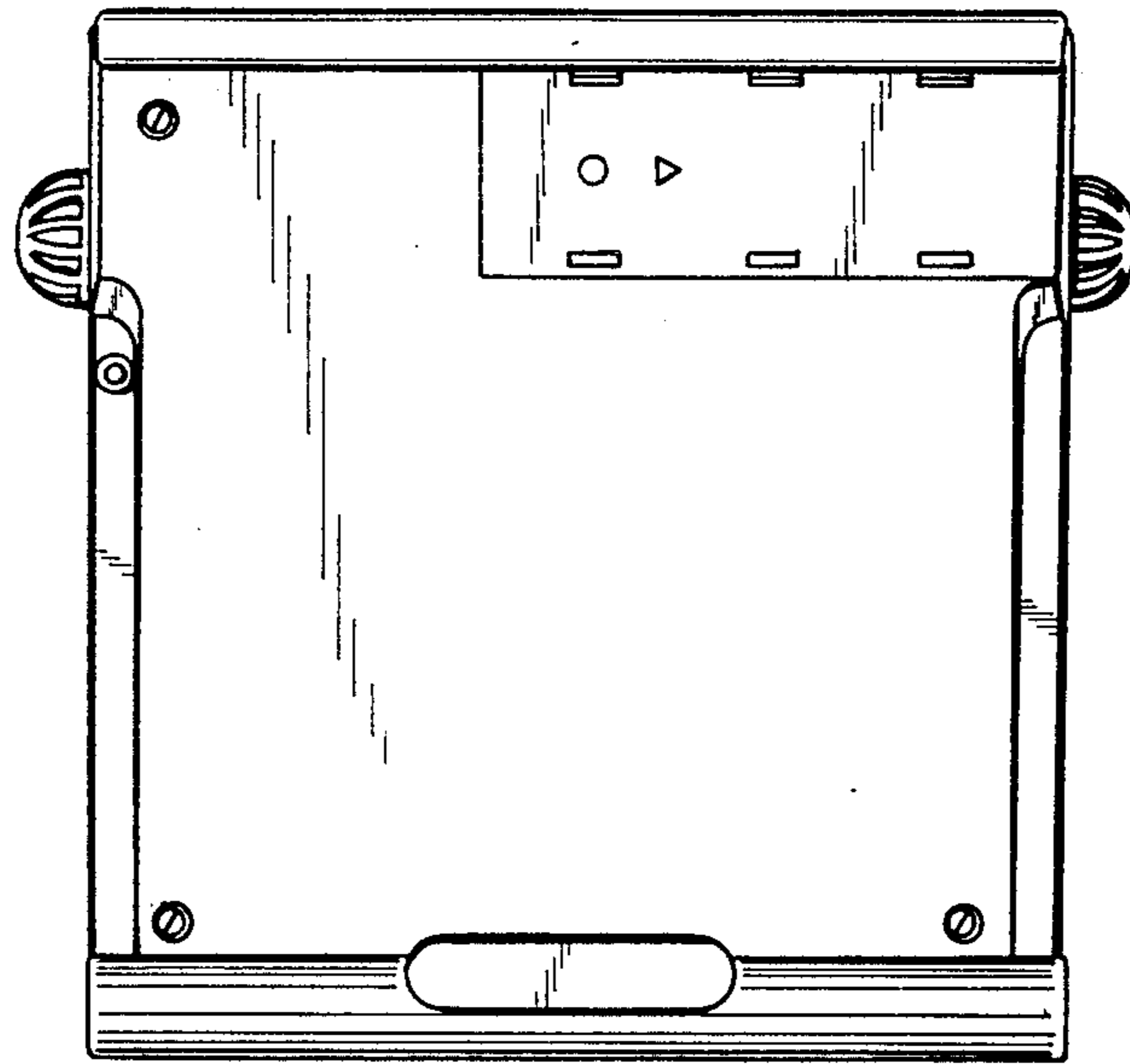


Fig. 4

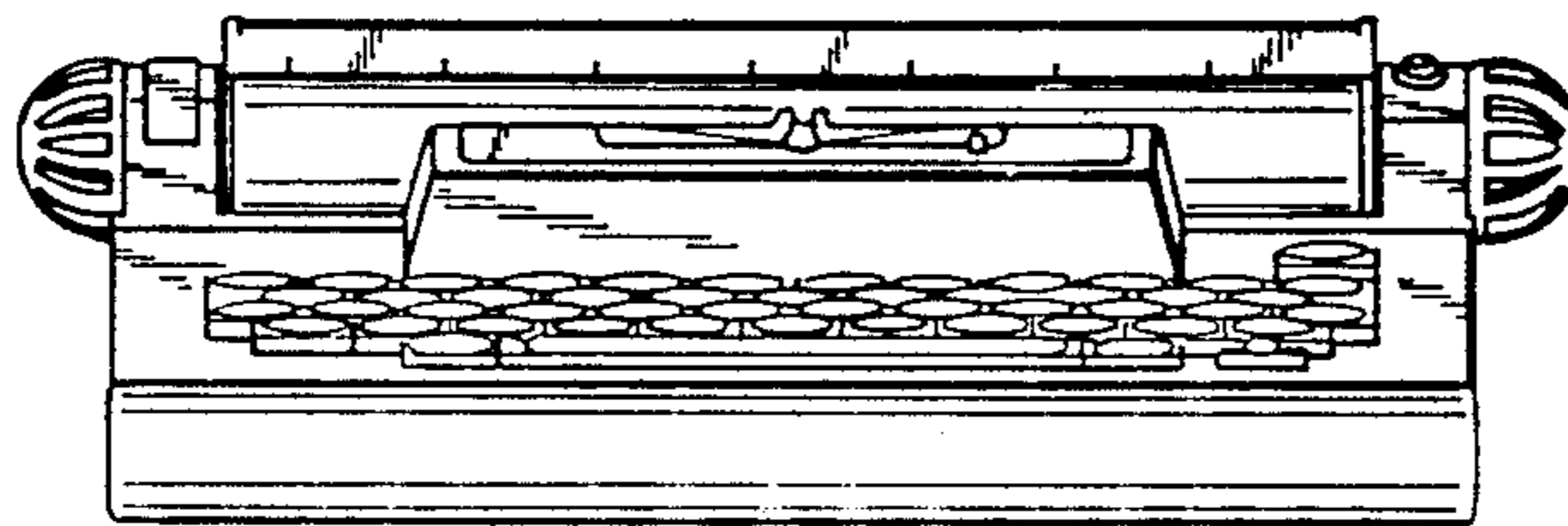


Fig. 5




Fig. 6




Fig. 7