

[54] COMBINED TAPE PLAYER AND RADIO TUNER

[75] Inventor: Takashi Sogabe, Tokyo, Japan
[73] Assignee: Sony Corporation, Tokyo, Japan
[**] Term: 14 Years
[21] Appl. No.: 195,013
[22] Filed: May 17, 1988

[30] Foreign Application Priority Data

Nov. 17, 1987 [JP] Japan 62-47047
[52] U.S. Cl. D14/163; D14/188
[58] Field of Search D14/141, 160-168,
D14/188-189, 191-192, 196, 199, 202, 299;
455/344, 350, 351

[56] References Cited

U.S. PATENT DOCUMENTS

D. 257,974 1/1981 Houlihan D14/165
D. 275,391 9/1984 Sumita D14/163
D. 277,564 2/1985 Ohno et al. D14/163

D. 277,565 2/1985 Murakami et al. D14/163
D. 288,440 2/1987 Sakamoto D14/165

OTHER PUBLICATIONS

HFD; 01/18/88; p. 123; Left-Sanyo Model P100.


Primary Examiner—Theodore M. Shooman
Attorney, Agent, or Firm—Lewis H. Eslinger; Jay H. Maioli

CLAIM

[57] The ornamental design for a combined tape player and radio tuner, as shown.

DESCRIPTION

FIG. 1 is a top, front and right-side perspective view of a combined tape player and radio tuner, showing my new design;
FIG. 2 is a front elevational view thereof;
FIG. 3 is a rear elevational thereof;
FIG. 4 is a left-side elevational view thereof;
FIG. 5 is a right-side elevational view thereof;
FIG. 6 is a top plan view thereof; and
FIG. 7 is a bottom plan view thereof.






FIG. 1

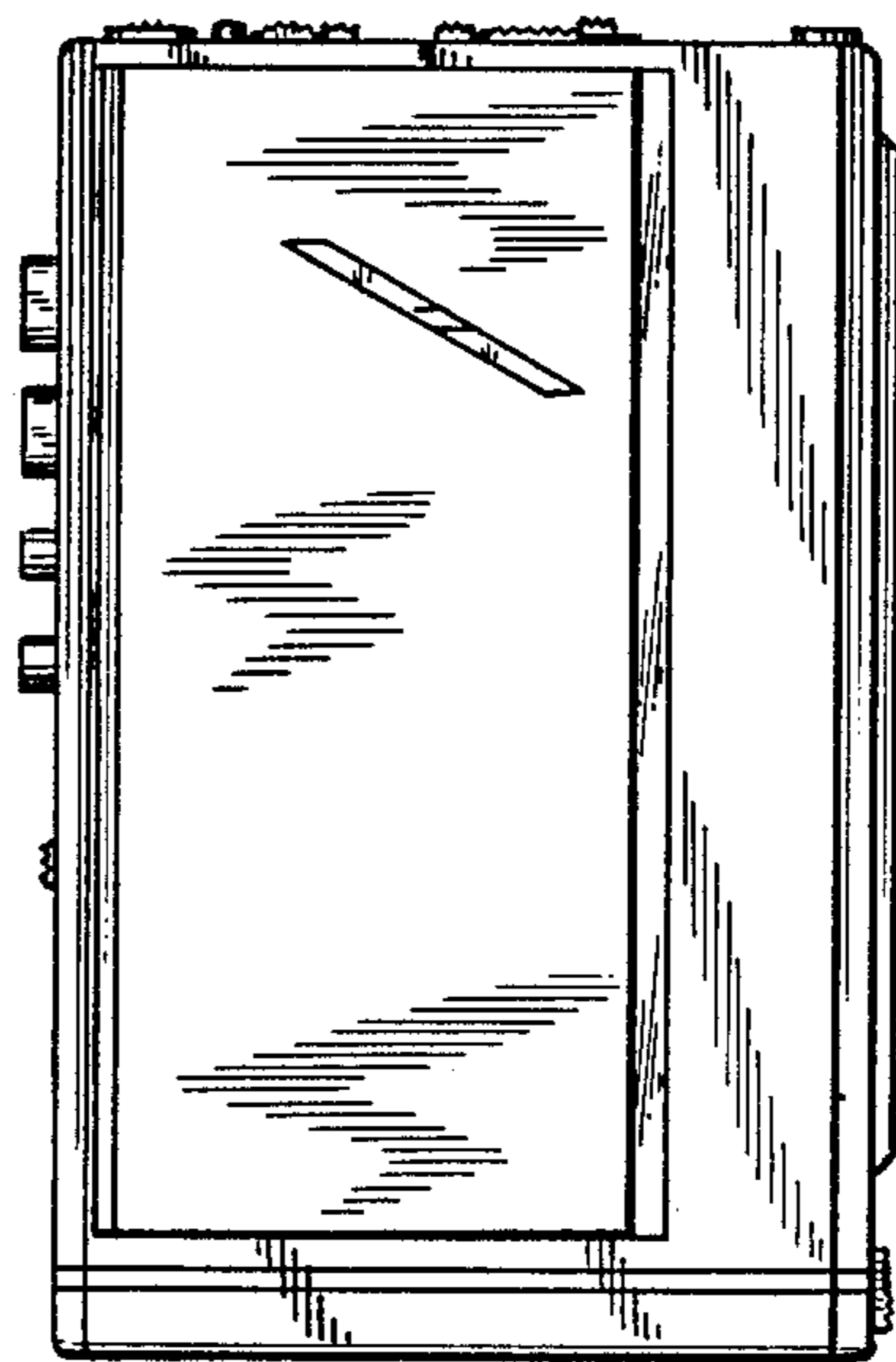


FIG. 2

FIG. 3




FIG. 4



FIG. 5




FIG. 6




FIG. 7

