

[54] COMBINED RADIO, CASSETTE TAPE RECORDER AND DIGITAL AUDIO DISK PLAYER

[75] Inventor: Toshio Takada, Odawara, Japan

[73] Assignee: Kabushiki Kaisha Toshiba, Kawasaki, Japan

[**] Term: 14 Years

[21] Appl. No.: 179,130

[22] Filed: Apr. 8, 1988

[30] Foreign Application Priority Data

Aug. 21, 1987 [JP] Japan 62-33666

[52] U.S. Cl. D14/163; D14/156; D14/168

[58] Field of Search D14/141, 156, 160-168, D14/188-189, 191-192, 196, 199, 202, 299; 455/344, 350, 351

[56] References Cited

U.S. PATENT DOCUMENTS

- D. 294,567 3/1988 Fujii D14/163
- D. 296,690 7/1988 Koo D14/168 X
- D. 297,833 9/1988 Kawabe et al. D14/163
- D. 297,834 9/1988 Kawabe et al. D14/163

OTHER PUBLICATIONS

- "CFD-D77" Sony Catalog published Apr., 1987.
- "CFD-66" Sony Catalog published Apr., 1987.
- "DR-01CD" Fairmate Catalog published Dec. 9, 1987.
- "MR-U4CD" Sanyo Catalog.
- HFD; 06/01/87; p. 118; topright-Lloyd Model V501 Boombox CD Player.
- HFD; 01/05/87; p. 116 (insert); Sanyo Model MS450.
- HFD; 06/01/87; p. 116; Topright-Gran Prix Dual-Cassette Portable Stereo.

Primary Examiner—Theodore M. Shooman
Attorney, Agent, or Firm—Oblon, Spivak, McClelland, Maier & Neustadt

[57] CLAIM

The ornamental design for a combined radio, cassette tape recorder and digital audio disk player, as shown and described.

DESCRIPTION

FIG. 1 is a top, front and right side perspective view of a combined radio, cassette tape recorder and digital audio disk player showing my new design, with the disk and tape holders in open position and the handle up; FIG. 2 is a front elevational view thereof; FIG. 3 is a top plan view thereof; FIG. 4 is a left side elevational view thereof; FIG. 5 is a right side elevational view thereof; FIG. 6 is a rear elevational view thereof; and FIG. 7 is a bottom plan view thereof.




FIG. 1




FIG. 2

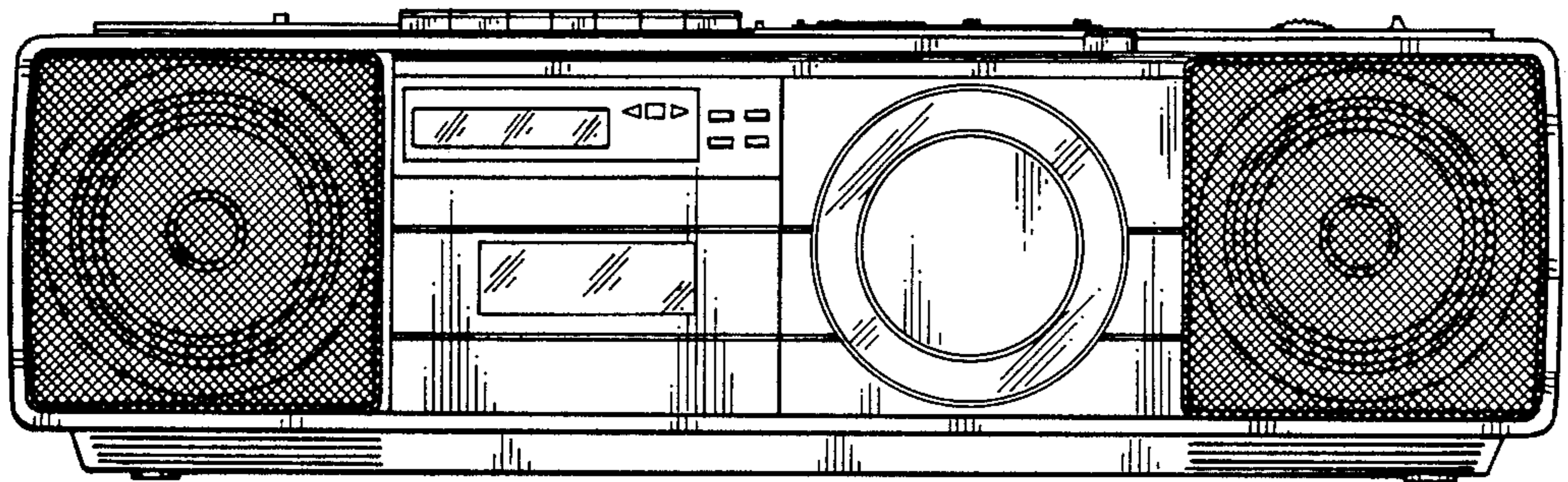


FIG. 3

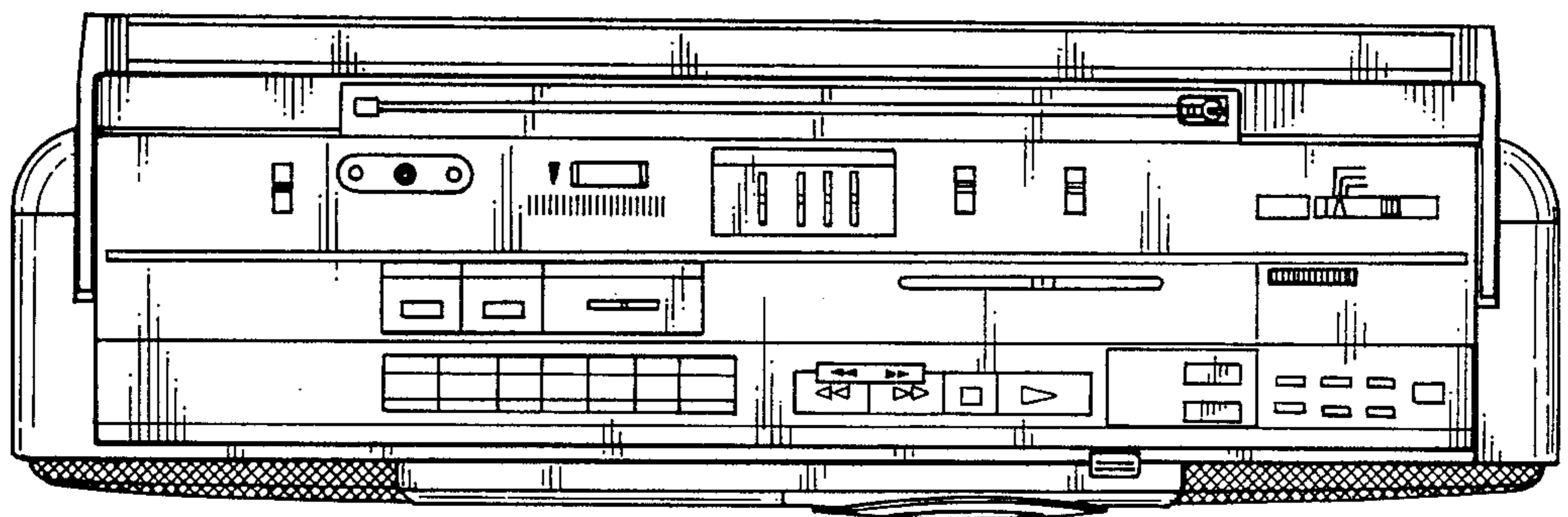


FIG. 4

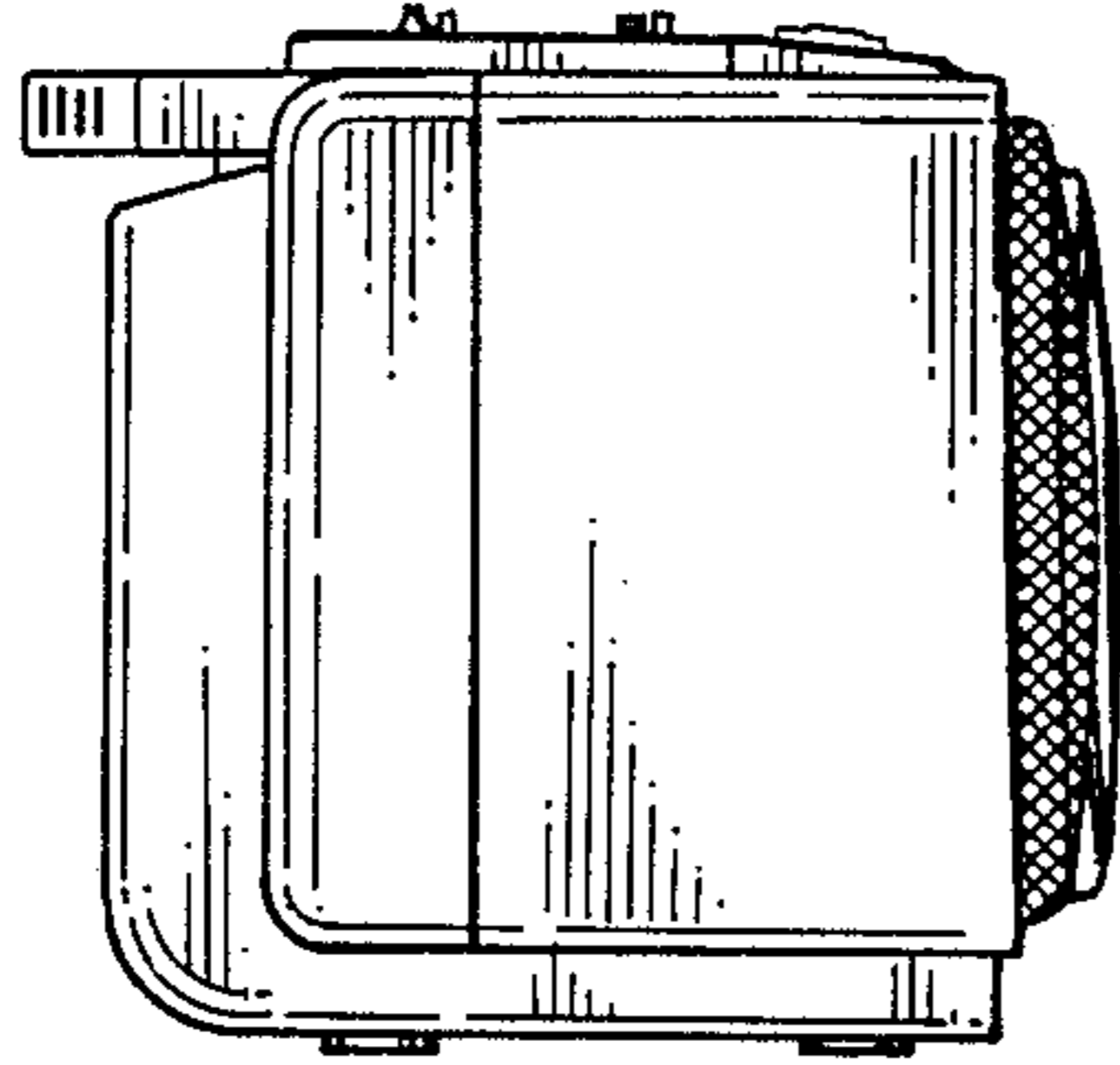


FIG. 5

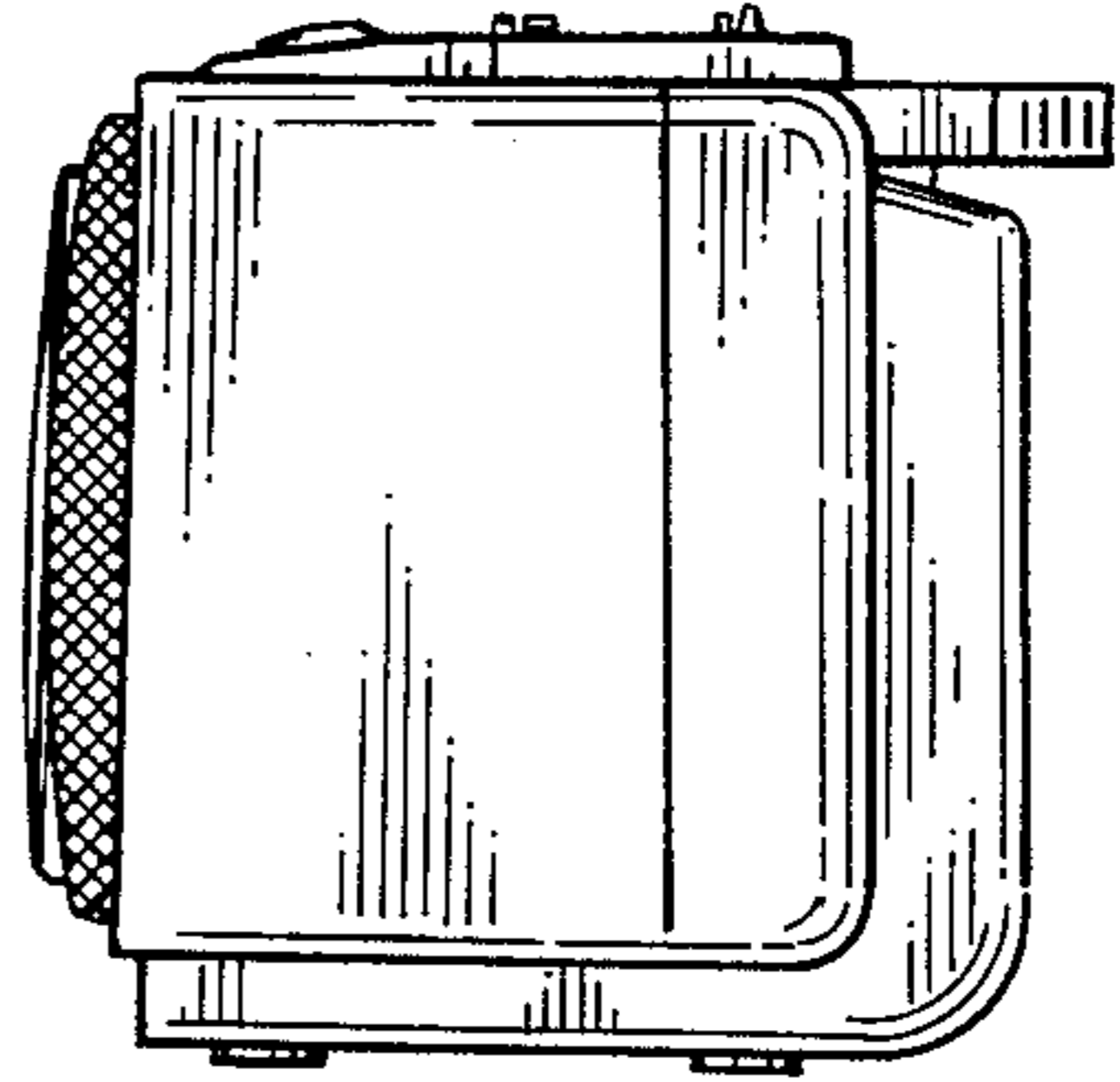


FIG. 6

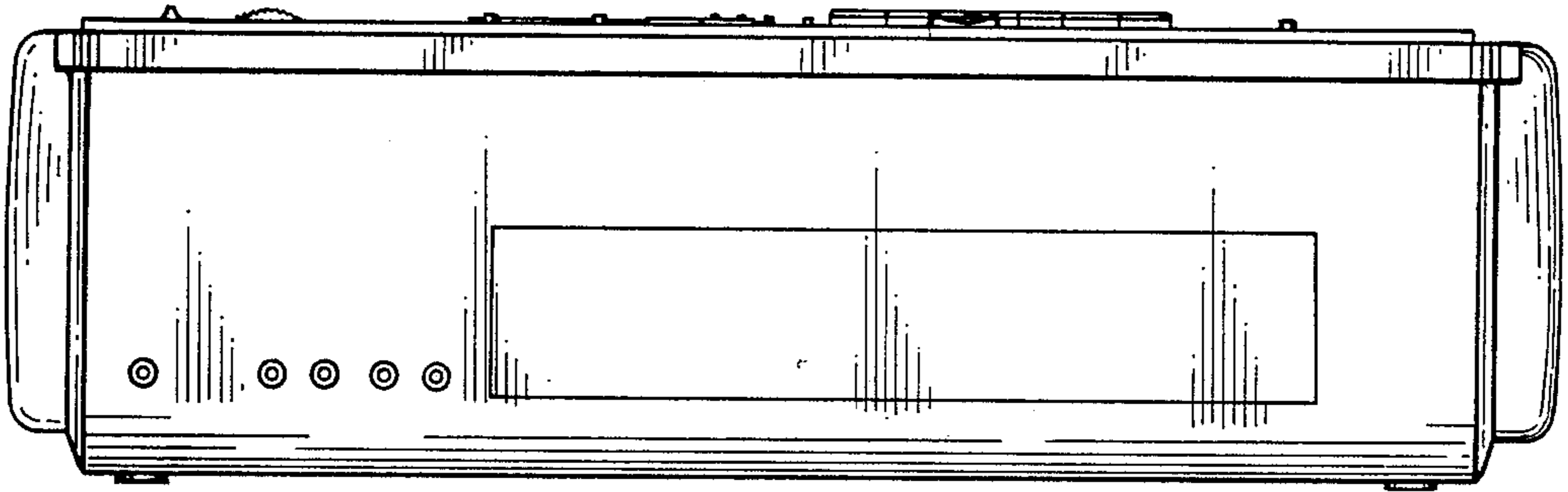


FIG. 7

