

[54] CONTROLLER HOUSING

[75] Inventors: Duane D. Fortune, Noblesville, Ind.; Richard M. Joffe, Palisades Park, N.J.; Henry J. Mack, Jr., Levittown; John N. McGarvey, Drexel Hill, both of Pa.; Michael P. Zambelli, Maplewood, N.J.

[73] Assignee: AT&T Company, Murray Hill, N.J.

[\*\*] Term: 14 Years

[21] Appl. No.: 34,183

[22] Filed: Apr. 6, 1987

[52] U.S. Cl. .... D14/140; D13/184

[58] Field of Search ..... D14/240, 140; 379/165, 379/164, 157, 156; D13/41, 40, 35

[56] References Cited

U.S. PATENT DOCUMENTS

- D. 191,400 7/1961 Platzman ..... D13/41
- D. 201,079 5/1965 Smith ..... D13/40
- D. 201,438 3/1974 Levin ..... D13/41

- D. 245,786 7/1977 Hase ..... D13/40
- D. 252,568 8/1979 Comstock ..... D13/40
- D. 269,697 7/1983 Graham et al. .... D13/35
- D. 276,998 1/1985 Caven ..... D13/40
- D. 279,562 7/1985 Wood ..... D13/40
- D. 285,680 9/1986 Cederborg ..... D13/40
- D. 297,007 5/1988 Pershelberg ..... D13/41
- D. 300,426 3/1989 Lotz ..... D13/40

Primary Examiner—Horace B. Fay, Jr.  
Attorney, Agent, or Firm—Michael A. Morra

[57] CLAIM

The ornamental design for a controller housing, as shown and described.

DESCRIPTION

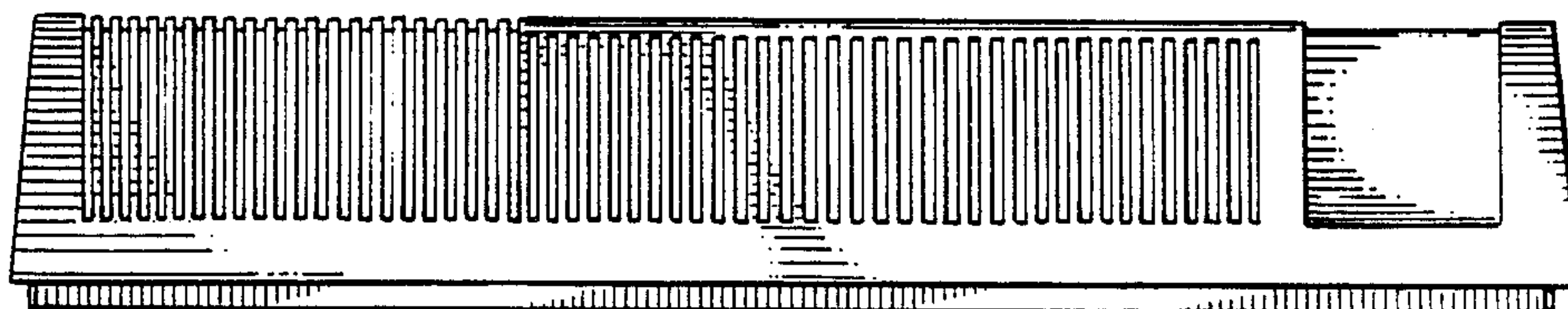
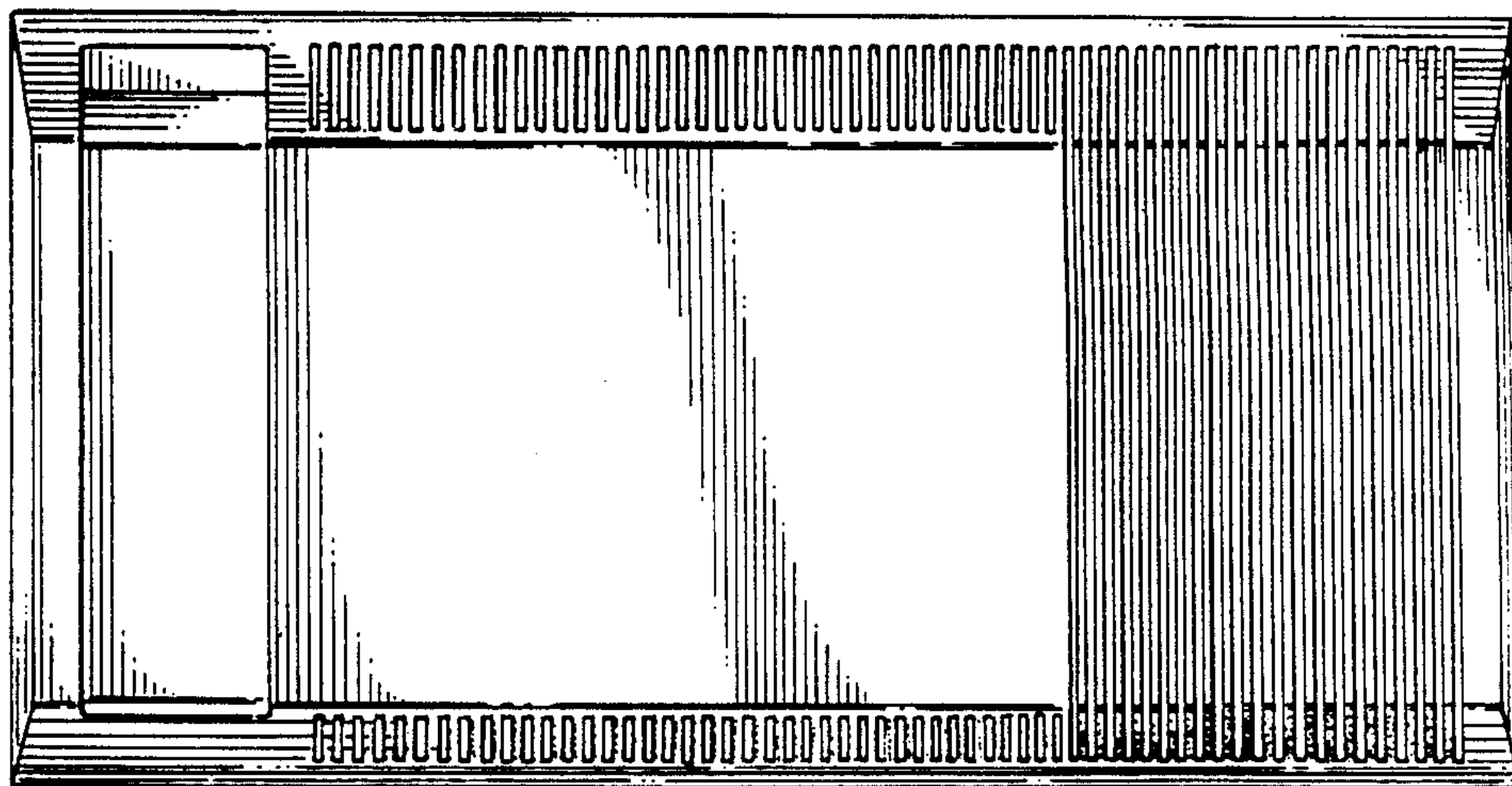
FIG. 1 is a top, front and left side perspective view of a controller housing, in a wall-mounted position, showing our new design;

FIG. 2 is front elevational view thereof;

FIG. 3 is a top plan view of the controller housing;

FIG. 4 is a bottom plan view thereof; and

FIG. 5 is a right side elevational view thereof, the left side elevational view being identical.



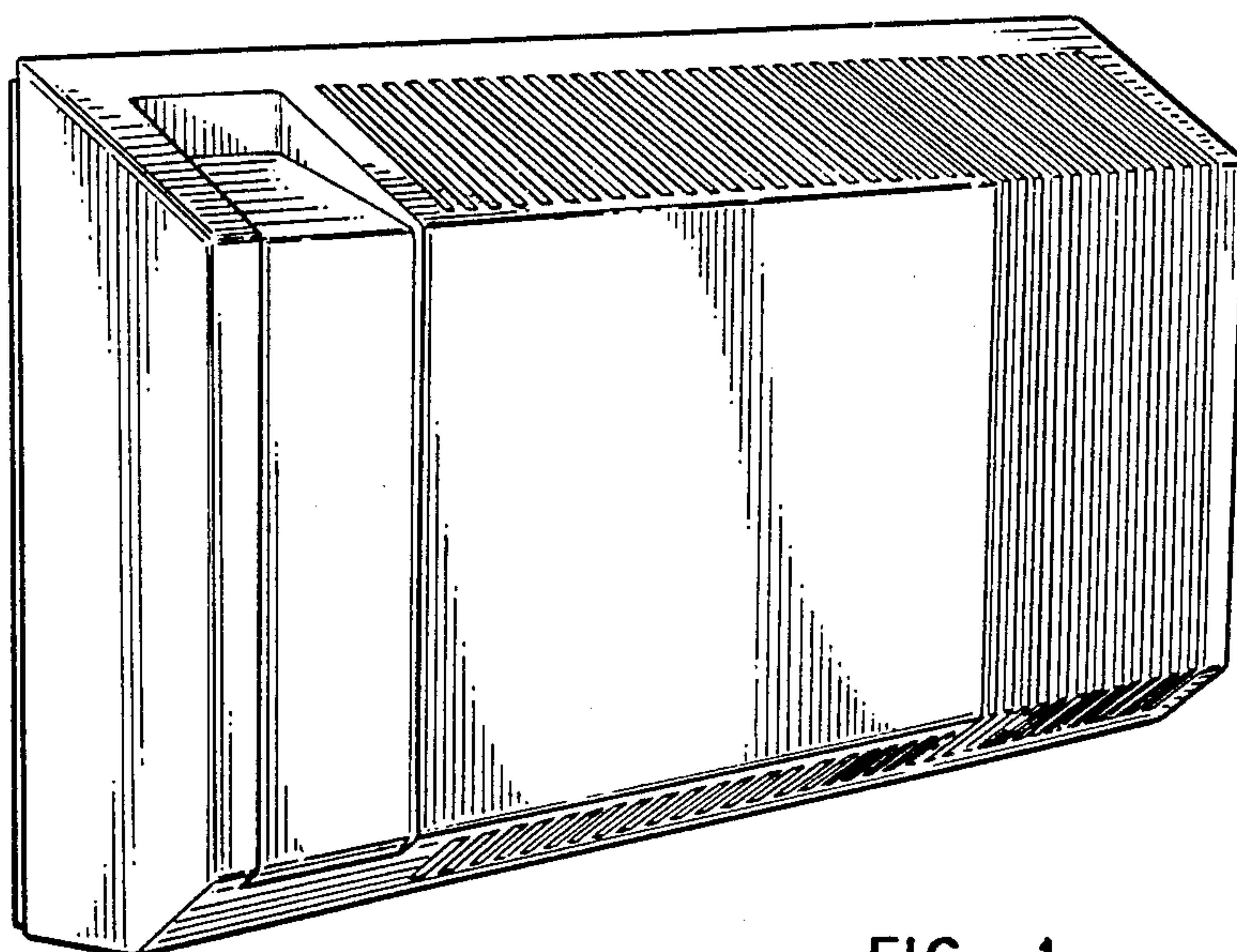


FIG. 1

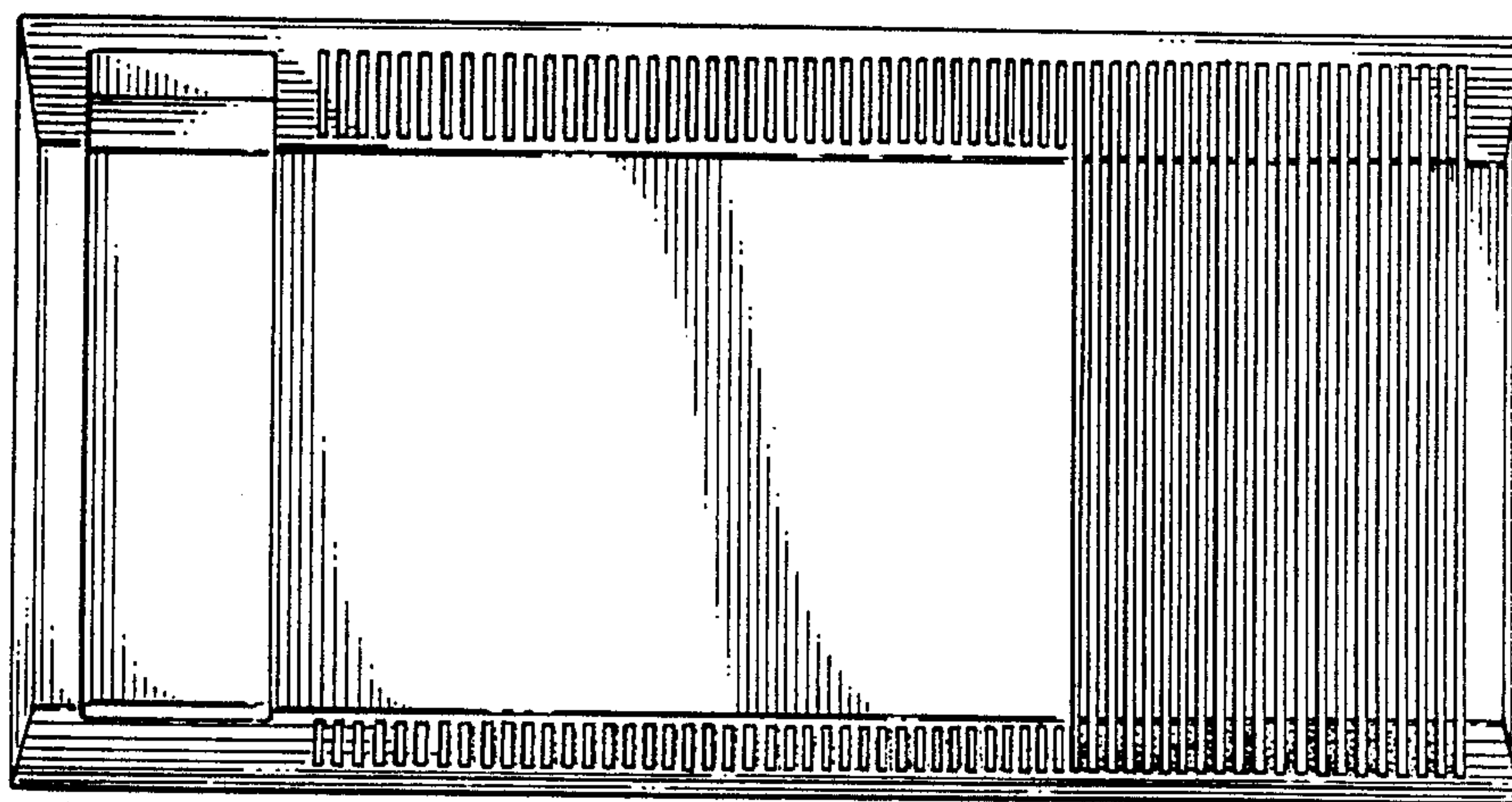


FIG. 2

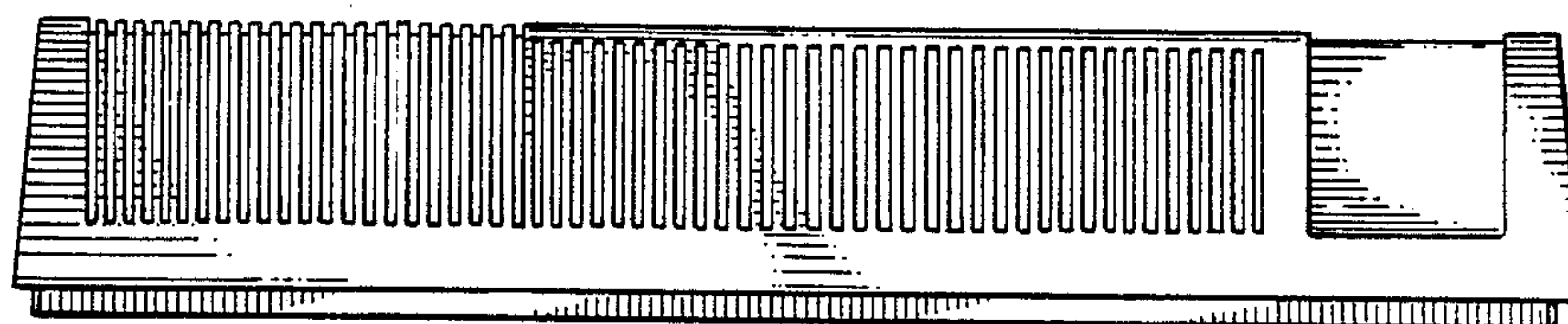


FIG. 3

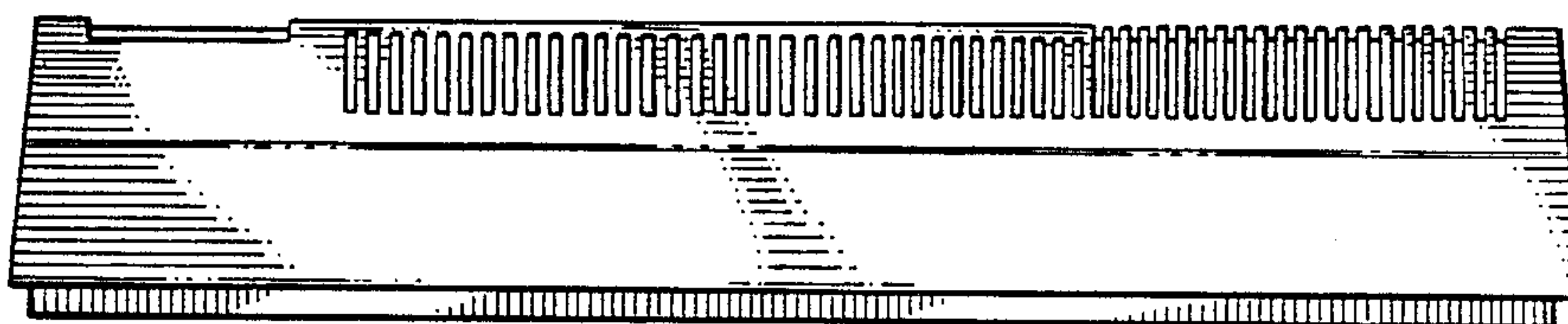


FIG. 4




FIG. 5