

[54] BREAD BAKING MACHINE

[75] Inventors: Isao Kitai; Kenichi Matsuda; Mikio Ogasawara, all of Osaka, Japan

[73] Assignee: Sharp Corporation, Osaka, Japan

[\*\*] Term: 14 Years

[21] Appl. No.: 156,235

[22] Filed: Feb. 16, 1988

[30] Foreign Application Priority Data

Aug. 17, 1987 [JP] Japan ..... 62-33482

[52] U.S. Cl. .... D7/348

[58] Field of Search ..... D7/323, 331, 347, 348, D7/350; 126/19 R, 19 M, 275 R, 275 E, 273 R; 99/467, 468, 348, 352, 353

[56] References Cited

U.S. PATENT DOCUMENTS

D. 189,279 11/1960 Beyrodt ..... D7/350

D. 250,339 11/1978 Selva ..... D7/348

4,189,992 2/1980 Bamy ..... 99/352

4,538,509 9/1985 Ojima et al. .... 99/348

Primary Examiner—A. Hugo Word

Assistant Examiner—Ruth McInroy

Attorney, Agent, or Firm—Flehr, Hohbach, Test, Albritton & Herbert

[57] CLAIM

The ornamental design for a bread baking machine, as shown and described.

DESCRIPTION

FIG. 1 is a perspective view of a bread baking machine showing our new design;

FIG. 2 is a top plan view thereof;


FIG. 3 is a bottom plan view thereof;

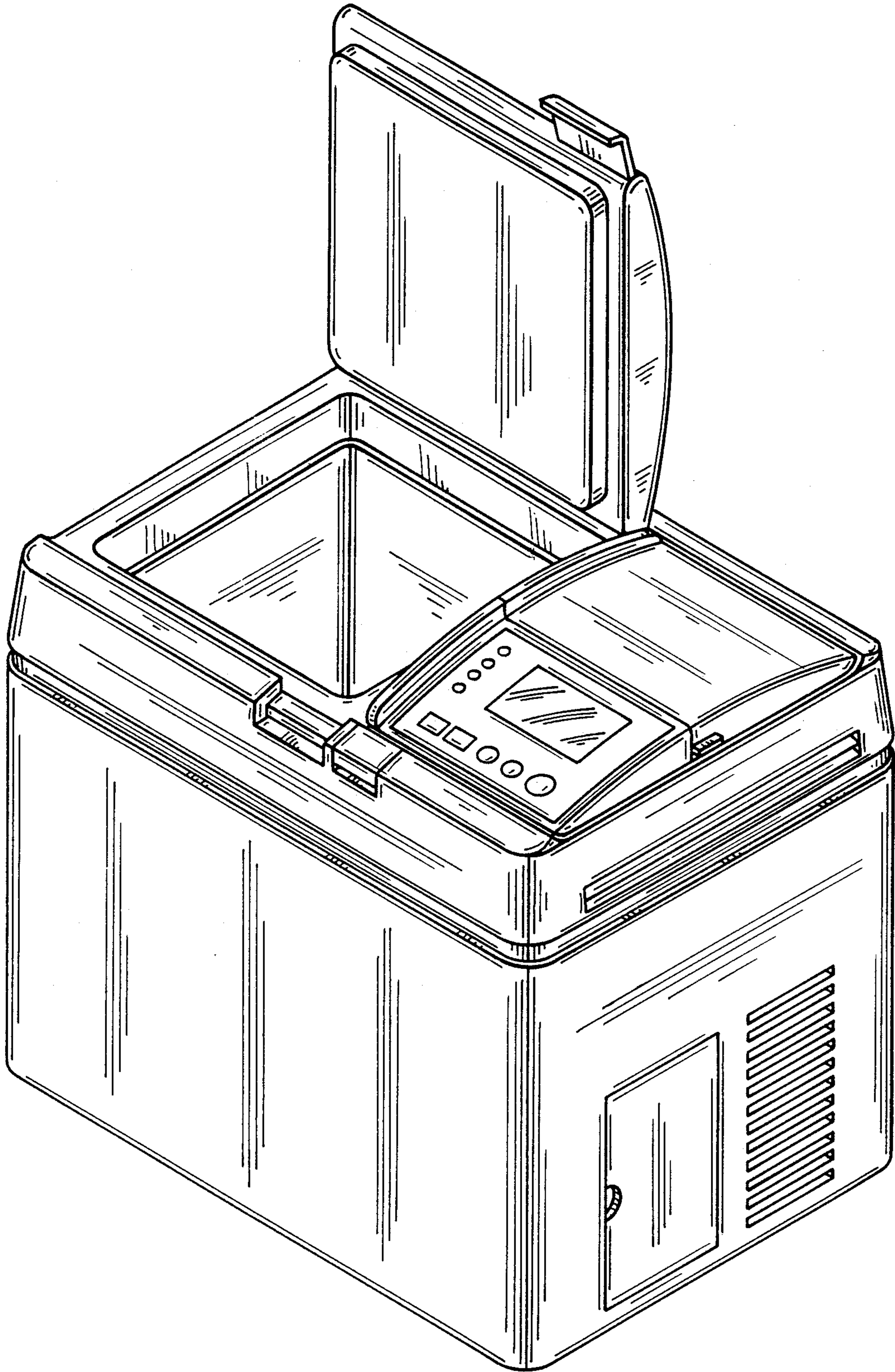
FIG. 4 is a front elevational view thereof;

FIG. 5 is a rear elevational view thereof;


FIG. 6 is a right side elevational view thereof; and

FIG. 7 is a left side elevational view thereof.

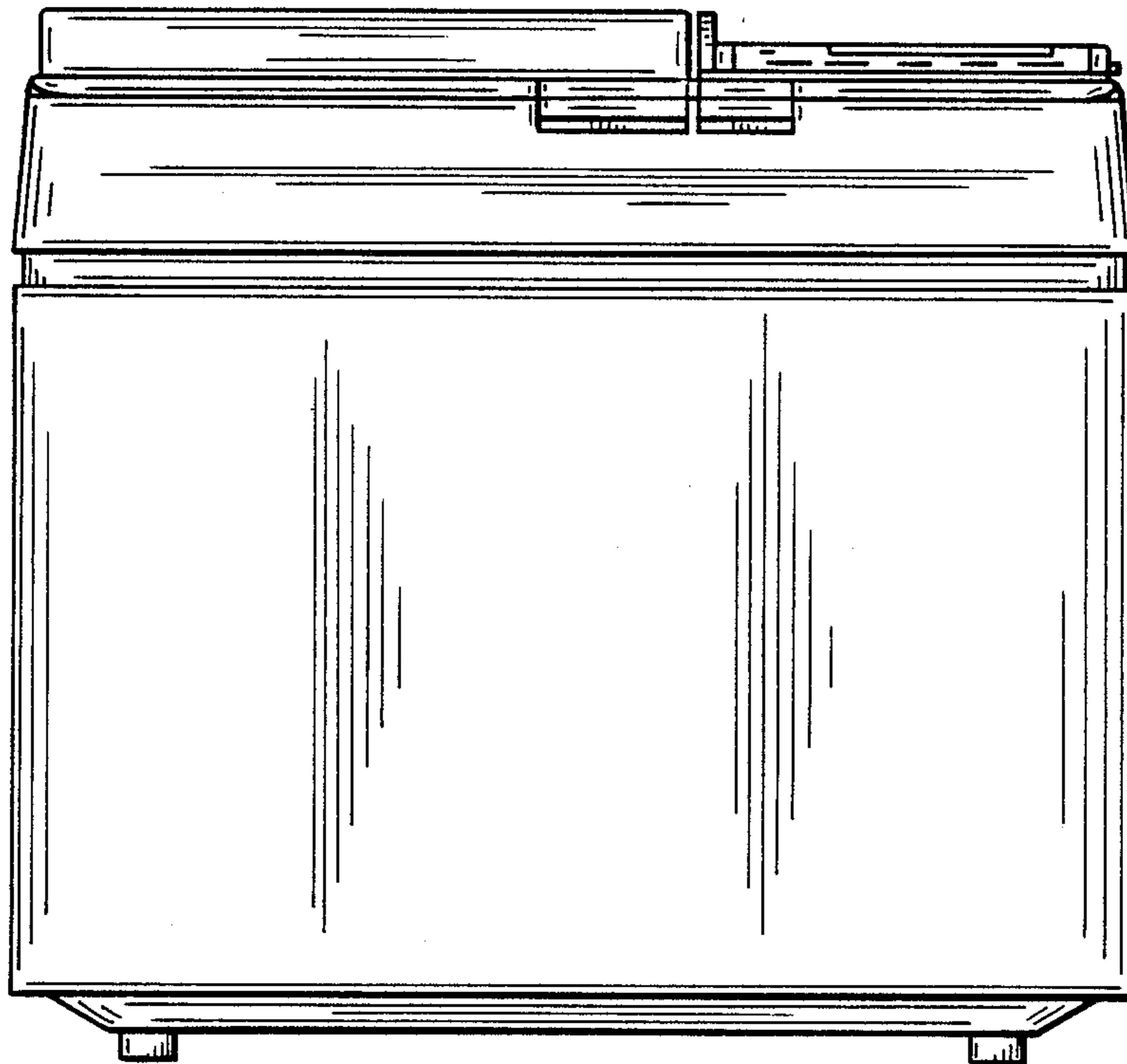




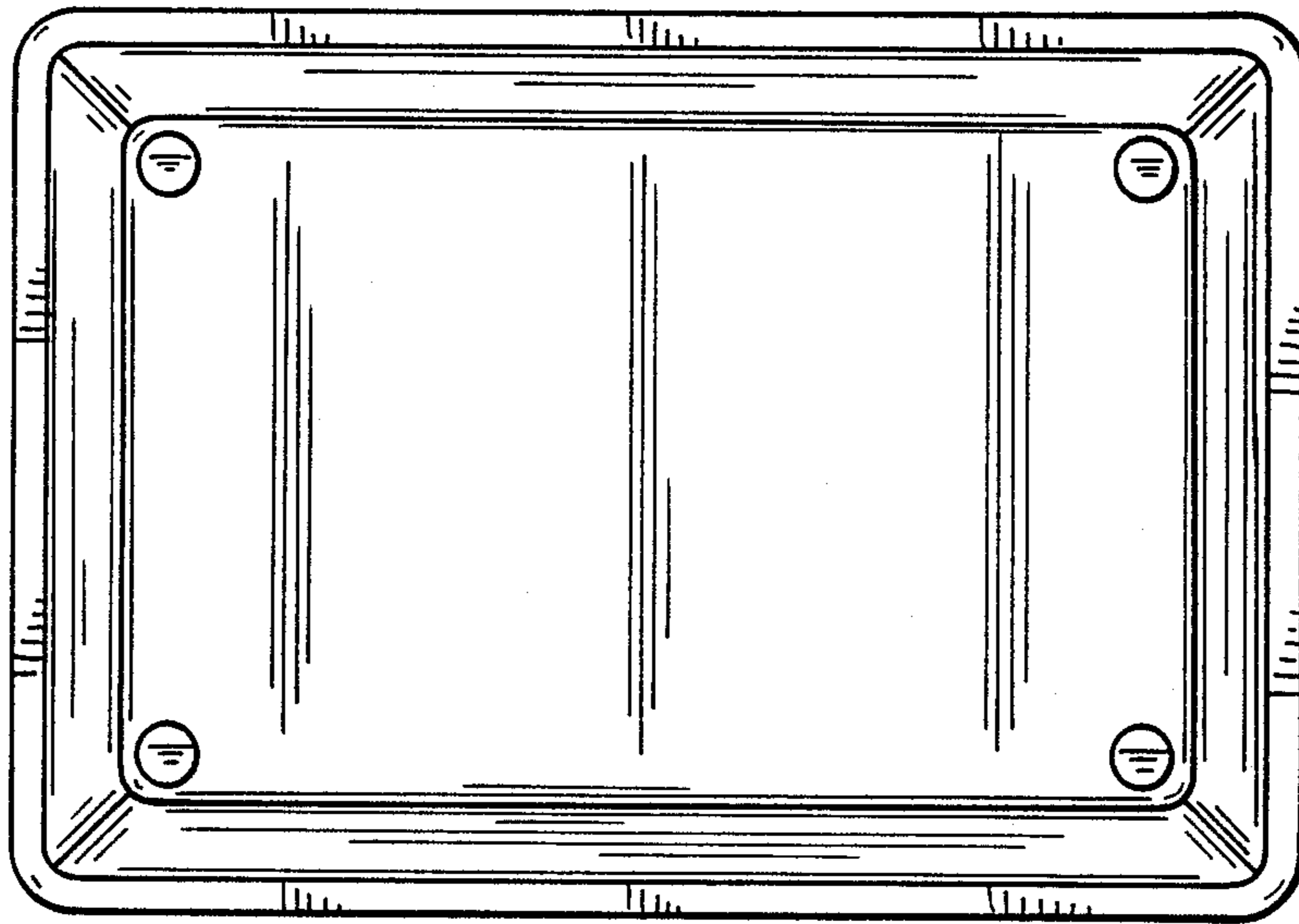
*FIG\_1*




*FIG\_2*




*FIG\_4*




*FIG\_3*



*FIG\_5*



*FIG\_6*



*FIG\_7*