

[54] SEPARABLE KEY CHAIN
[75] Inventor: Siegfried Hölterscheidt,
Hückelhoven, Fed. Rep. of Germany
[73] Assignee: Walter Henkels GmbH, Fed. Rep. of
Germany
[**] Term: 14 Years
[21] Appl. No.: 171,520
[22] Filed: Mar. 21, 1988
[30] Foreign Application Priority Data
Jan. 9, 1988 [DE] Fed. Rep. of Germany MR183
[52] U.S. Cl. D3/62
[58] Field of Search D3/61-65;
70/459, 456 R; 63/18, 19

[56] References Cited
U.S. PATENT DOCUMENTS
144,153 11/1873 Smith 63/18
D. 293,287 12/1987 Cauque et al. D3/63
817,944 4/1906 Wilcox 63/19
1,342,035 6/1920 Wachenheimer 63/18
3,257,696 6/1966 Miller et al. 70/456 R
4,789,573 12/1988 Jenkinson 70/456 R

Primary Examiner—Louis S. Zarfes
Assistant Examiner—R. T. Seifert
Attorney, Agent, or Firm—Diller, Ramik & Wight

[57] CLAIM
The ornamental design for a separable key chain, as
shown and described.

DESCRIPTION
FIG. 1 is a perspective view of a separable key chain
showing my new design;
FIG. 2 is a front elevational view;
FIG. 3 is a left side elevational view;
FIG. 4 is a right side elevational view;
FIG. 5 is a rear elevational view;
FIG. 6 is a top plan view of a first half portion thereof
with one chain;
FIG. 7 is an underside view of the first half portion;
FIG. 8 is a bottom plan view of a second half portion
thereof with one chain;
FIG. 9 is an underside view of the second half portion;
FIG. 10 is a cross-sectional view taken generally along
line 10—10 of FIG. 7; and
FIG. 11 is a cross-sectional view taken generally along
line 11—11 of FIG. 9.




FIG.1

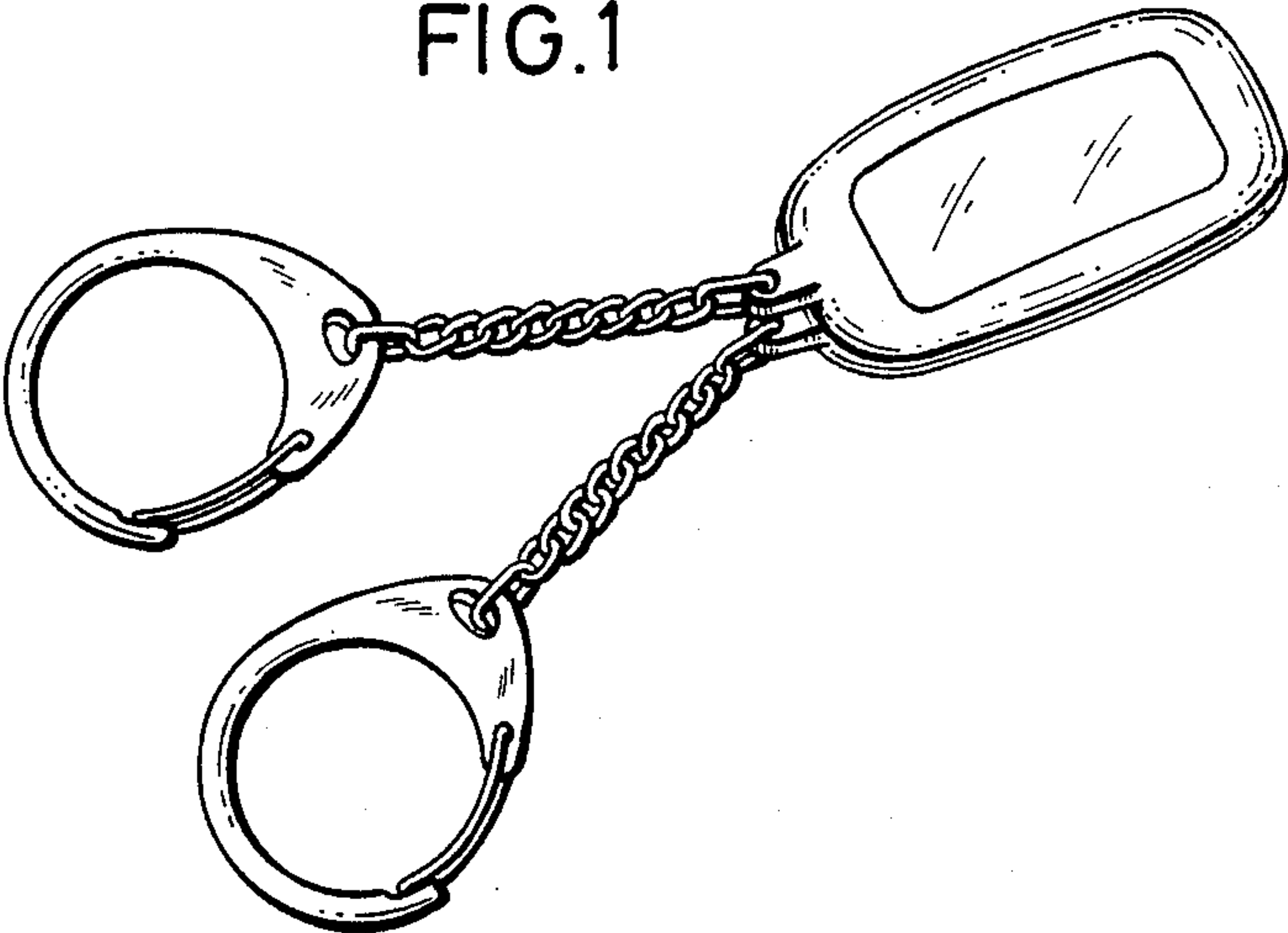


FIG.2





FIG.3



FIG.4



FIG.5



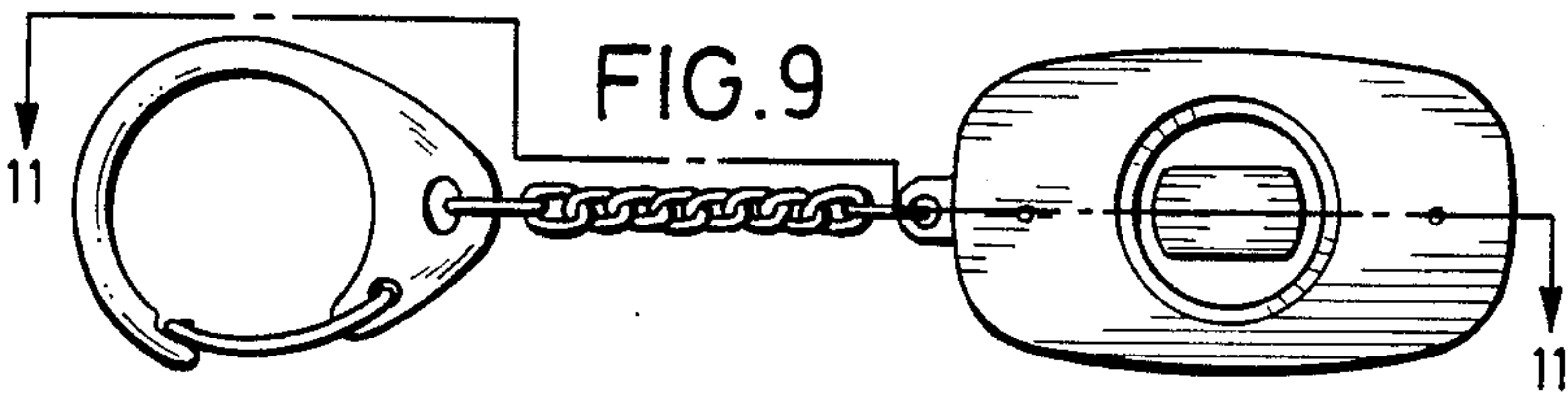
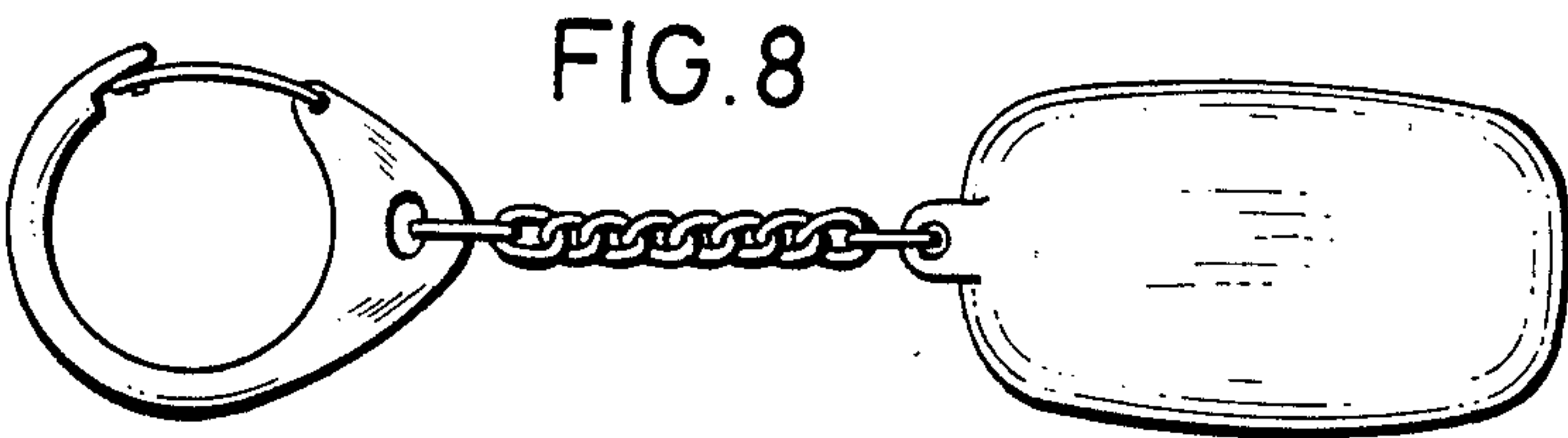
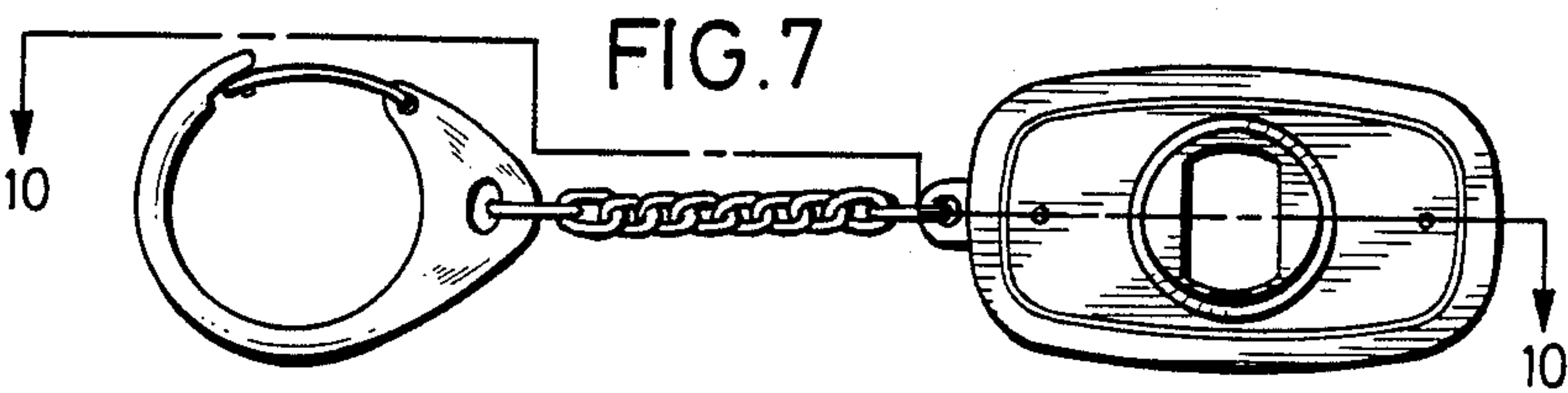
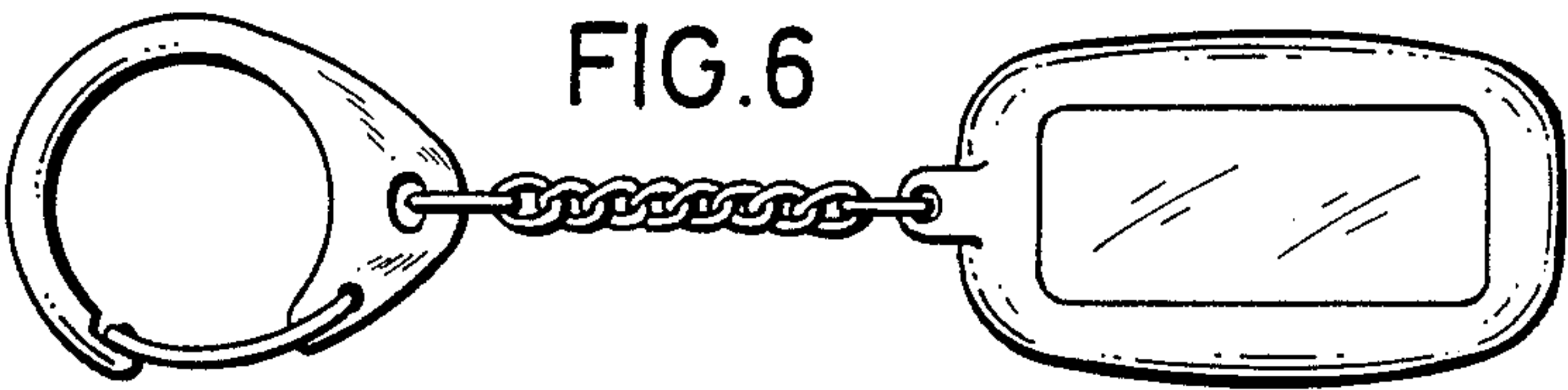


FIG.10



FIG.11