

[54] UMBRELLA HANDLE

[75] Inventor: Ann S. Cain, Cincinnati, Ohio

[73] Assignee: 'totes', incorporated, Loveland, Ohio

[**] Term: 14 Years

[21] Appl. No.: 286,537

[22] Filed: Dec. 19, 1988

[52] U.S. Cl. D3/12

[58] Field of Search D3/1-17; D26/38; 362/102; 135/16, 17, 19.5, 20 R, 20 A, 20 M, 24, 25 R, 33 R, 33 C, 34, 65, 66, 72, 74, 76-81, DIG. 10, DIG. 11

[56] References Cited

U.S. PATENT DOCUMENTS

D. 32,354	3/1900	Spears	D3/16
D. 138,524	8/1944	Seldis	D3/12
D. 280,677	9/1985	Allen	D3/12
D. 287,188	12/1986	Allen	D3/12
D. 287,190	12/1986	Cain	D3/12
D. 287,191	12/1986	Cain	D3/12
D. 287,192	12/1986	Cain	D3/12
D. 287,307	12/1986	Cain	D3/12
D. 287,543	1/1987	Cain	D3/12
D. 287,665	1/1987	Cain	D3/12
D. 288,144	2/1987	Cain	D3/12
D. 289,460	4/1987	Exley et al.	D3/12

D. 289,945	5/1987	Orenstein	D3/5
D. 290,037	6/1987	Cain	D3/12
D. 290,546	6/1987	Cain	D3/12
D. 295,693	5/1988	Cain	D3/12
D. 295,918	5/1988	Cain	D3/12
D. 296,263	6/1988	Cain	D3/10
D. 296,264	6/1988	Selig	D3/12
D. 296,265	6/1988	Allen	D3/12
4,616,868	10/1986	Okuda	135/20 R
4,632,137	12/1986	Exley et al.	135/20 R

Primary Examiner—Louis S. Zarfes

Attorney, Agent, or Firm—Wood, Herron & Evans

[57] CLAIM

The ornamental design for an umbrella handle, as shown and described.

DESCRIPTION



FIG. 1 is a right side elevational view of an umbrella handle showing my new design, the left side being a mirror image thereof;

FIG. 2 is a front elevational view of the handle shown in FIG. 1;

FIG. 3 is a rear elevational view of the handle shown in FIG. 1;

FIG. 4 is a bottom plan view of the handle shown in FIG. 1; and

FIG. 5 is a top plan view of the handle shown in FIG. 1.






FIG. 1

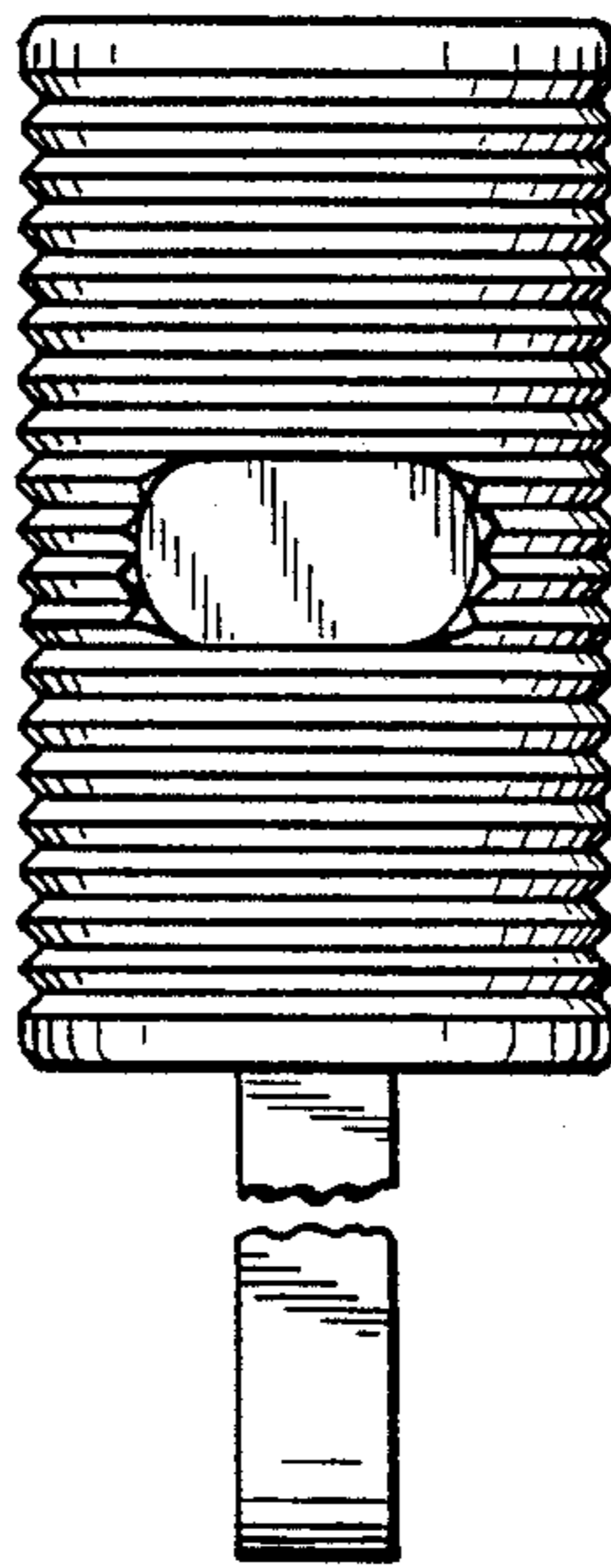


FIG. 2




FIG. 3

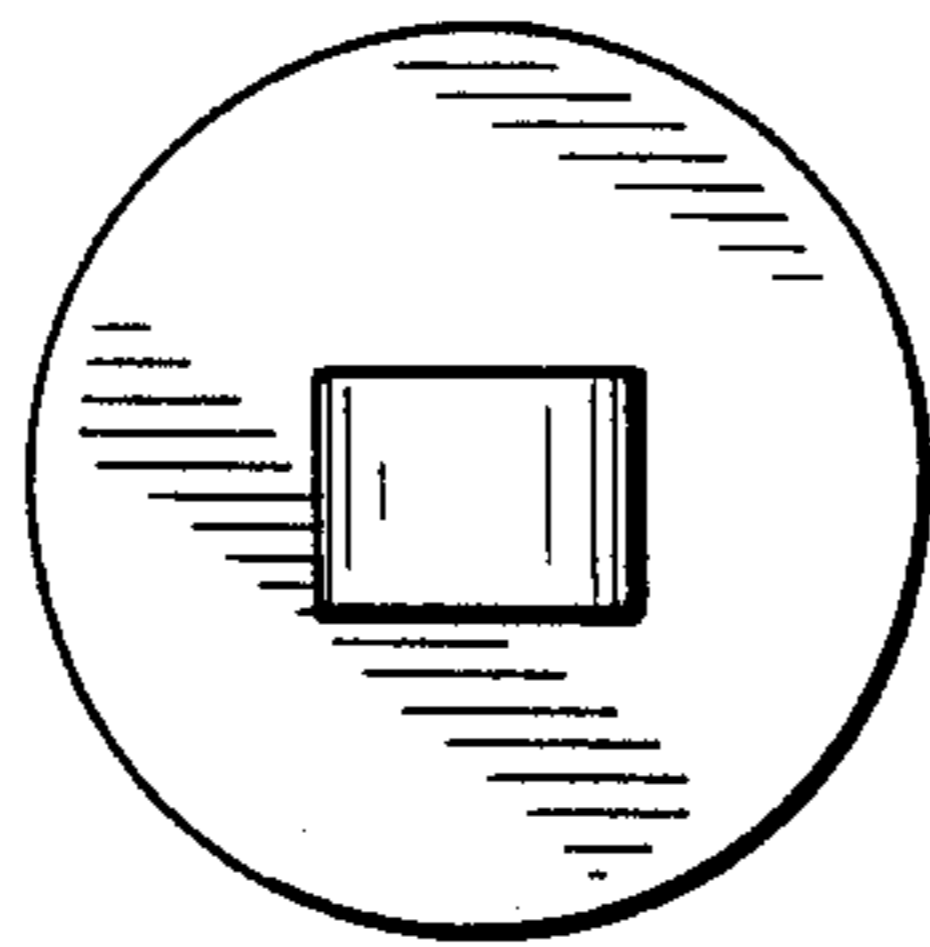


FIG. 4

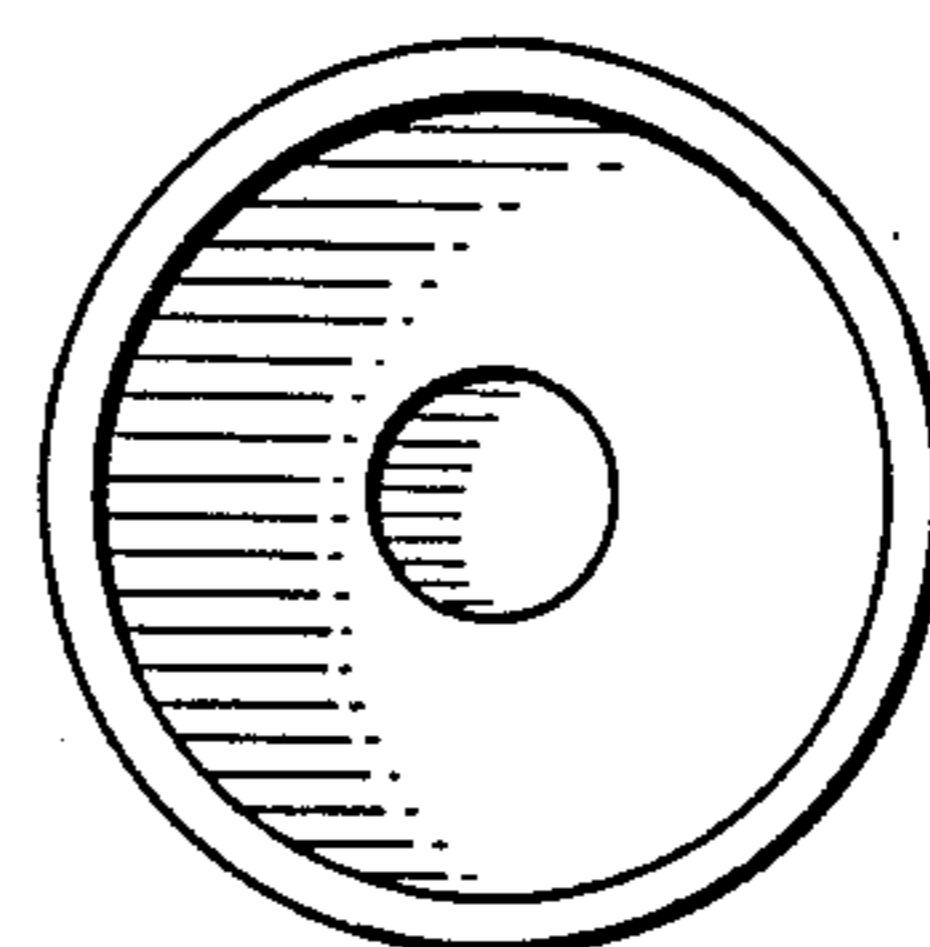


FIG. 5