

[54] **BLOCKER SOLE WITH TAP INSERT**

[75] **Inventor: Craig C. Cummings, Nashville, Tenn.**

[73] **Assignee: Acme Boot Co., Inc., Clarksville, Tenn.**

[**] **Term: 14 Years**

[21] **Appl. No.: 359,079**

[22] **Filed: May 31, 1989**

[52] **U.S. Cl. D2/318**

[58] **Field of Search D2/264, 265, 274, 311, D2/317-321, 314; 36/25 R, 28, 29, 30 R, 32 R, 43, 59 R, 59 B, 59 C, 80, 83, 102, 103**

[56] **References Cited**

U.S. PATENT DOCUMENTS

D. 126,599	4/1941	Cox et al.	D2/320
492,994	3/1893	Sawyer	36/37
1,382,180	6/1921	Emery	36/32 R
1,507,844	9/1924	Mason	36/32 R
1,607,896	11/1926	Kelly	36/28 X
2,021,192	11/1935	Miller	36/28 X

2,126,601	8/1938	Bain	36/28 X
2,207,437	7/1940	Marks et al.	36/28 X
4,481,727	11/1984	Stubblefield	36/83
4,658,516	4/1987	Beck	36/59 B

FOREIGN PATENT DOCUMENTS

2522482 9/1983 France .

Primary Examiner—Louis S. Zarfaz

Attorney, Agent, or Firm—Mason, Fenwick & Lawrence

[57] **CLAIM**

The ornamental design for a blocker sole with tap insert, as shown and described.

DESCRIPTION

FIG. 1 is a top plan view of a blocker sole with tap insert showing my new design;

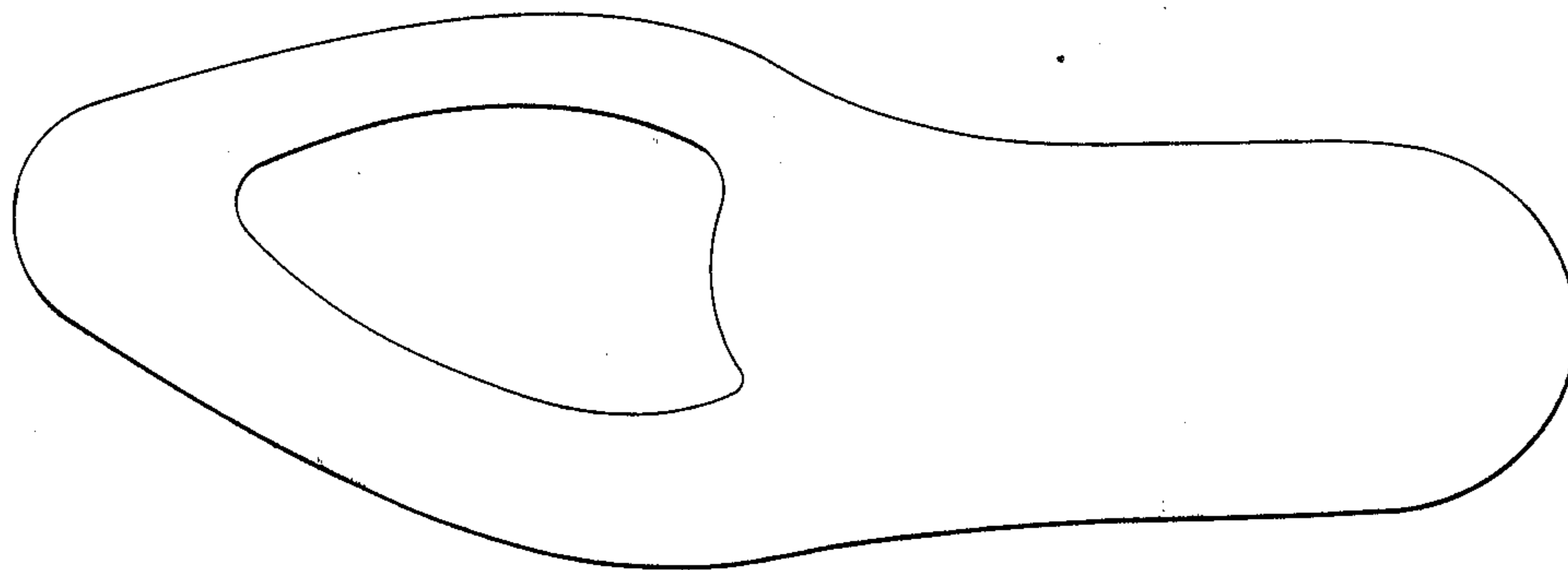
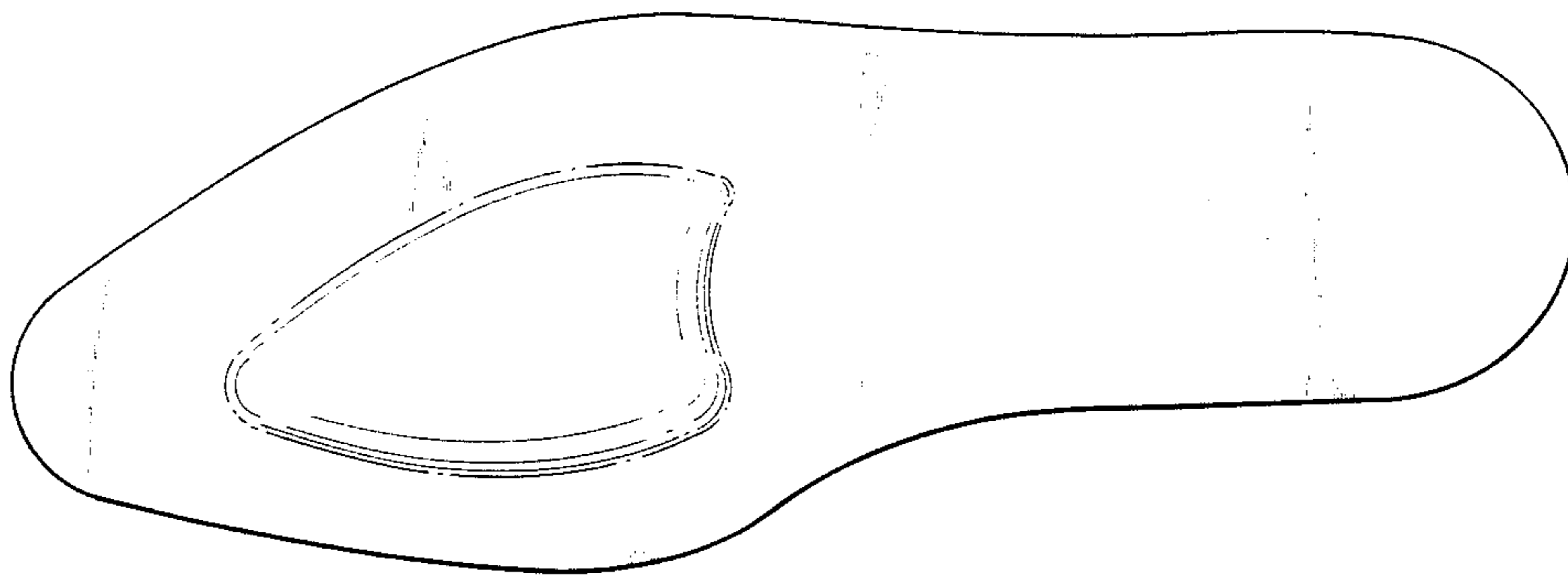
FIG. 2 is an elevational view thereof;

FIG. 3 is a bottom plan view thereof;

FIG. 4 is a side elevational view opposite to that of FIG. 2;

FIG. 5 is a front elevational view thereof;

FIG. 6 is a rear elevational view thereof.



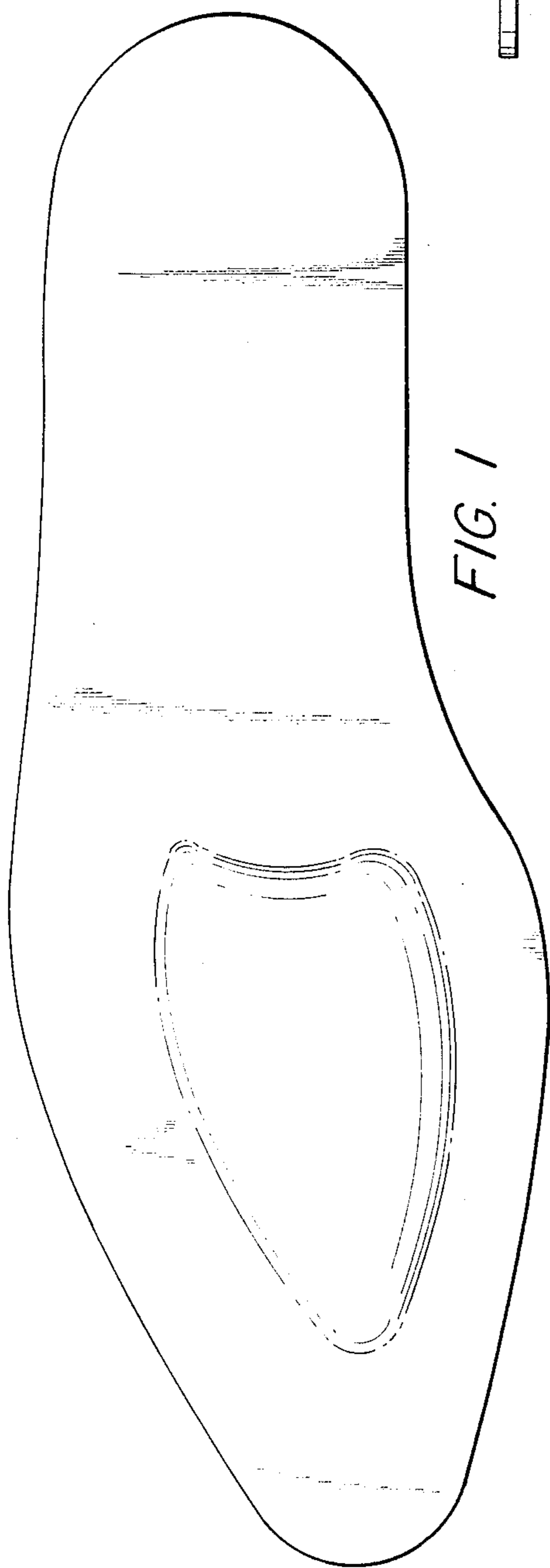


FIG. 5



FIG. 2



FIG. 6

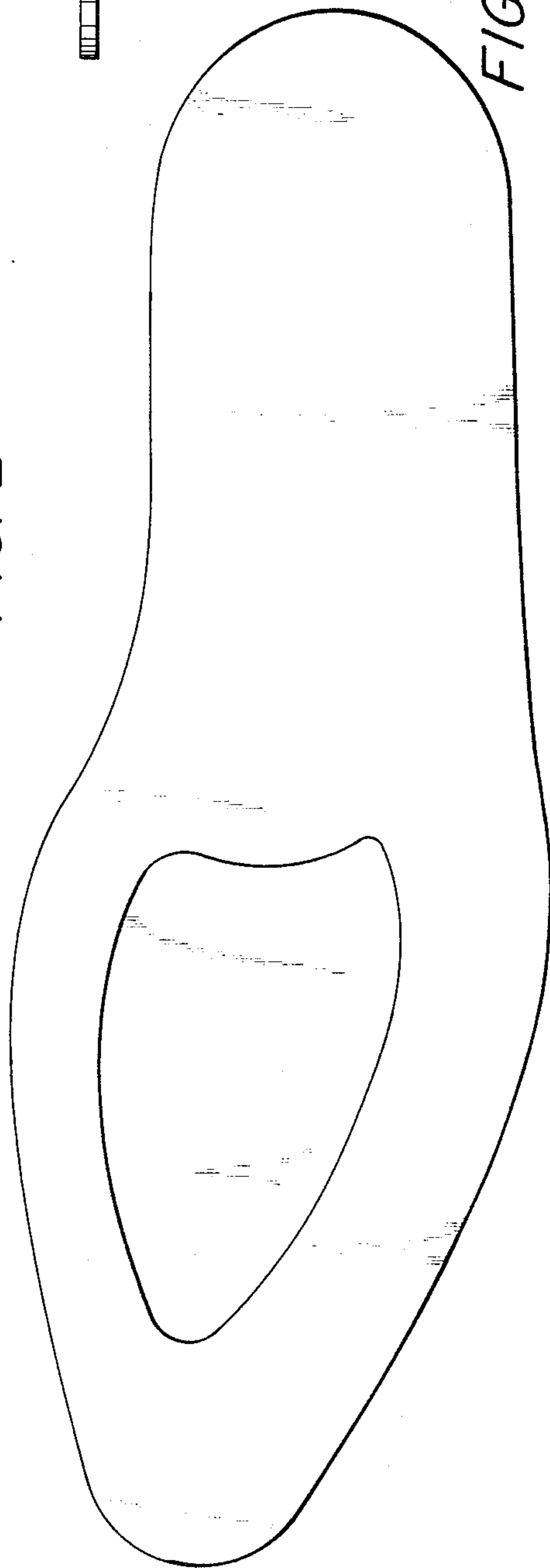


FIG. 4