

[54] FLEXIBLE COVER FOR A SPONGE MOP

[75] Inventors: Francis P. Paciullo, Middlesex; Ligia A. Rivera, North Brunswick, both of N.J.

[73] Assignee: Colgate-Palmolive Company, Piscataway, N.J.

[\*\*] Term: 14 Years

[21] Appl. No.: 181,621

[22] Filed: Apr. 14, 1988

[52] U.S. Cl. .... D32/40

[58] Field of Search ..... D4/137, 199; D6/610-611; D32/35, 40, 50-54; 15/147 R, 147 B, 148-149, 171-172, 174-175, 208, 209 R, 209 B, 209 C, 227-228, 229.3-229.4, 229.7-228.8, 247; 51/394-407

[56] References Cited

U.S. PATENT DOCUMENTS

1,564,195	12/1925	Bonewits	15/229.4
2,023,202	12/1935	Krebs	15/147
2,301,586	11/1942	Rubin	15/147
2,325,598	8/1943	Fatland	15/147
2,347,109	4/1944	Bennett	15/229.8
2,546,505	3/1951	Heron	15/247
2,655,680	10/1953	Geerin	15/228
2,779,044	1/1957	Brockmeier et al.	15/228
2,816,311	12/1957	Beck et al.	15/210
2,831,207	4/1958	Thompson et al.	15/228
2,967,320	1/1961	Short	15/147
2,987,745	6/1961	Ballinger	15/229.8

3,015,834	1/1962	Marrinson et al.	15/228
3,166,775	1/1965	Cushman	15/228
3,711,886	1/1973	Strauss	15/229.8
3,761,991	10/1973	Moss	15/209
3,822,435	7/1974	Moss	15/229.8
4,010,508	3/1977	Komatsu	15/104.94
4,070,726	1/1978	Joffre	15/231
4,114,223	9/1978	Buchanan	15/228
4,382,310	5/1983	Moss	15/229.8
4,823,427	4/1989	Gibbs et al.	15/247

FOREIGN PATENT DOCUMENTS

481824	3/1938	United Kingdom	15/247
--------	--------	----------------	--------

Primary Examiner—Wallace R. Burke  
Assistant Examiner—Lavone D. Tabor  
Attorney, Agent, or Firm—Richard J. Ancel; Robert C. Sullivan; Murray M. Grill

[57] CLAIM

The ornamental design for a flexible cover for a sponge mop, as shown and described.

DESCRIPTION

FIG. 1 is a perspective view of a flexible cover for a sponge mop showing our new design, shown in its intended use with the broken line showing of a sponge mop being for illustrative purposes only and forming no part of the claimed design;  
FIG. 2 is a front elevational view thereof, the rear being a mirror image;  
FIG. 3 is a top plan view thereof;  
FIG. 4 is a side elevational view thereof, the opposite side being a mirror image; and  
FIG. 5 is a bottom plan view thereof.

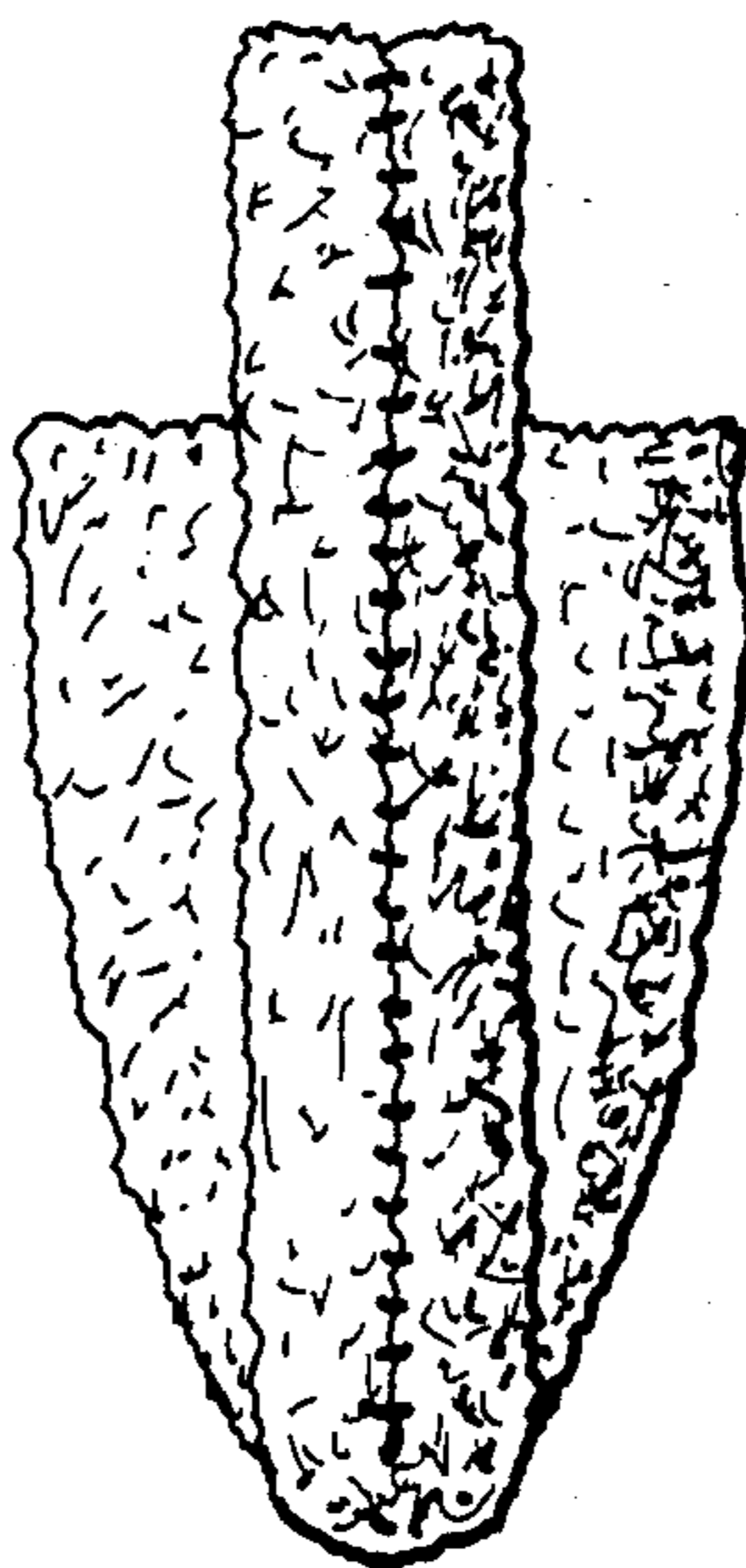

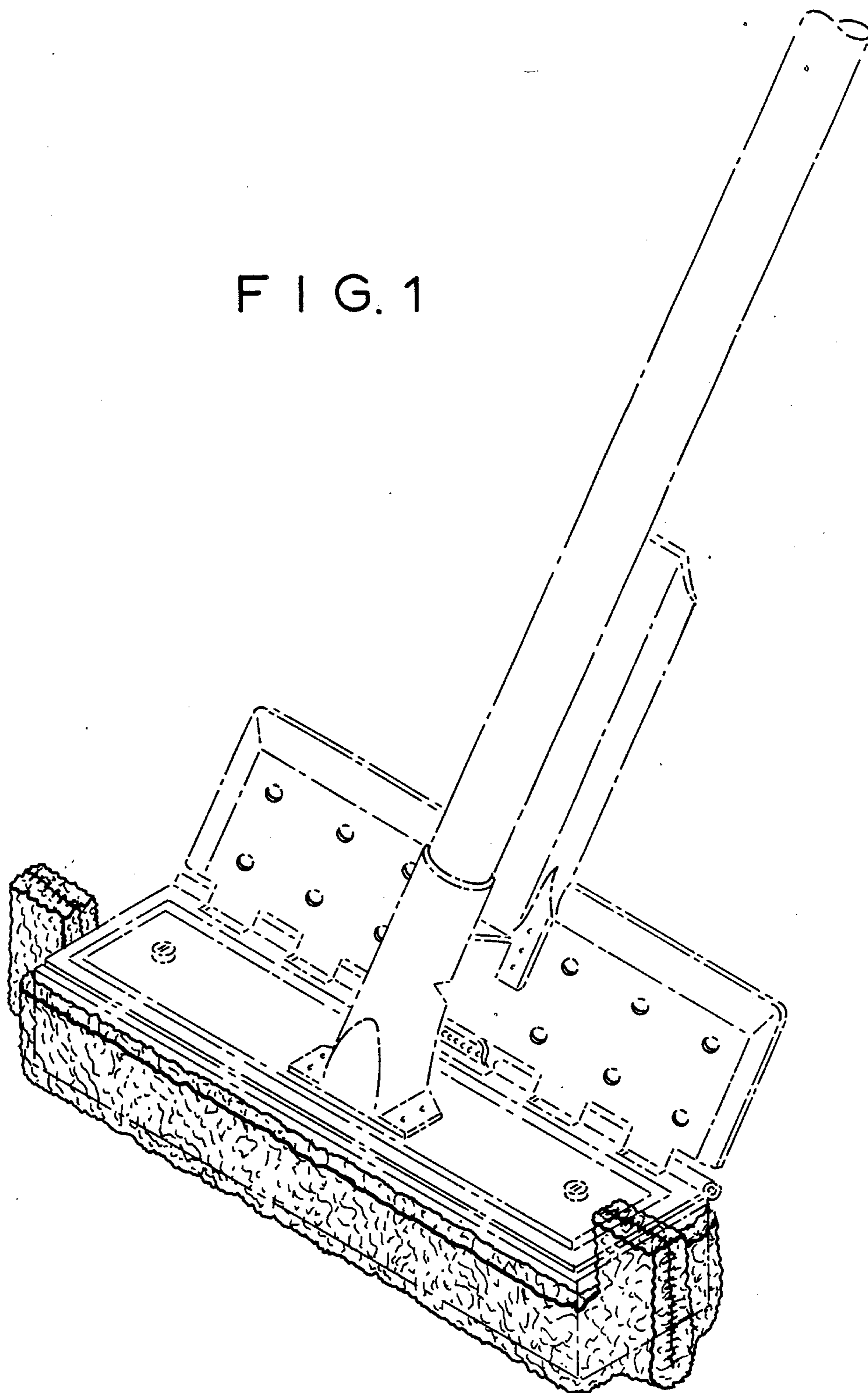


FIG. 1






FIG. 2




FIG. 3

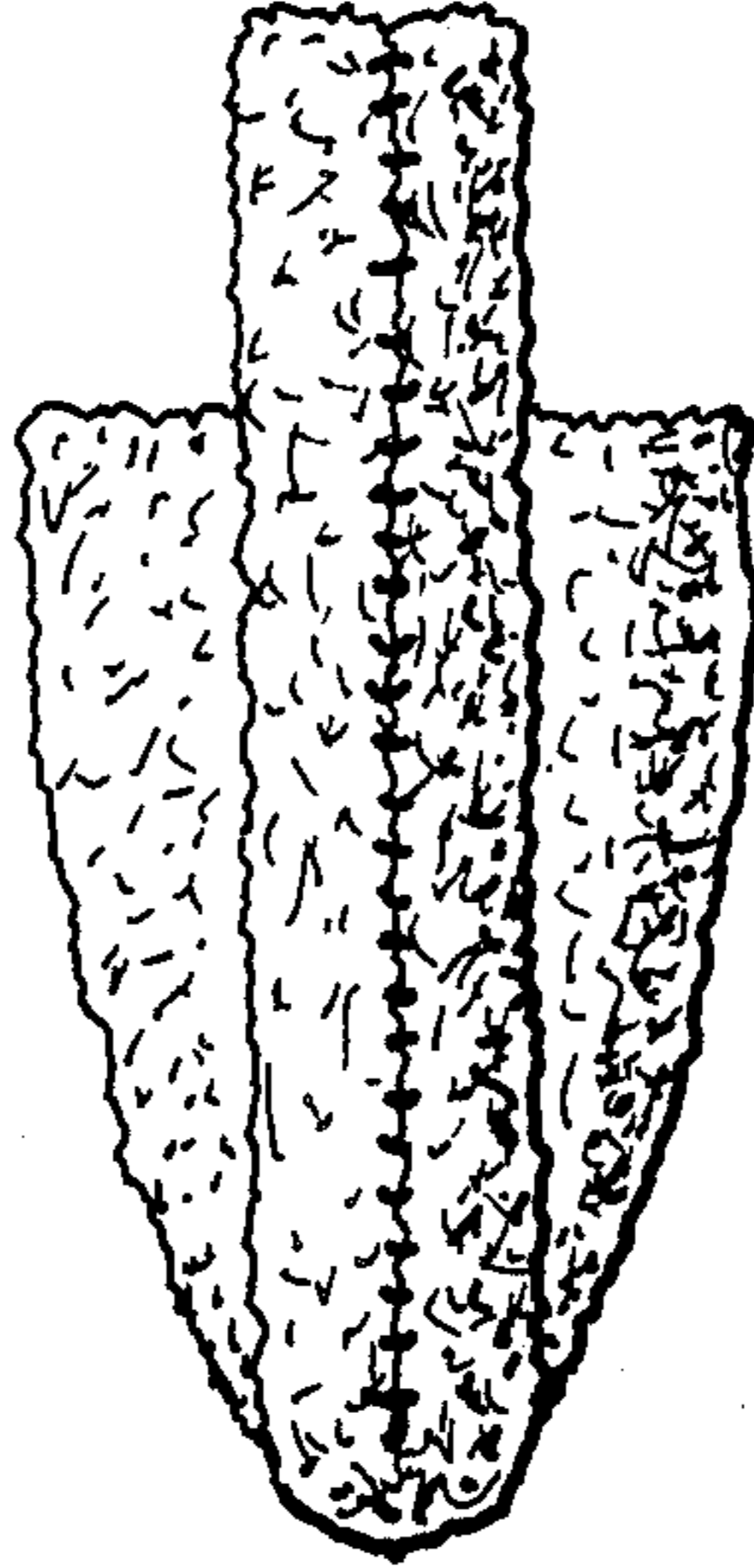


FIG. 4




FIG. 5