

[54] **BATHING ENCLOSURE OR THE LIKE**

[75] **Inventor: Iain M. Smith, Vernon, Canada**

[73] **Assignee: Kohler LTD/LTEE., Toronto, Canada**

[\*\*] **Term: 14 Years**

[21] **Appl. No.: 112,127**

[22] **Filed: Oct. 26, 1987**

[52] **U.S. Cl. .... D23/275**

[58] **Field of Search .... D23/270-283,  
 D23/303-307; 4/538, 546, 548, 553, 555, 556,  
 584, 589, 590, 596, 597, 685, 611, 612, 614**

[56] **References Cited**

**U.S. PATENT DOCUMENTS**

D. 215,289	9/1969	Seymour .	
D. 215,290	9/1969	Seymour .	
D. 221,943	9/1971	Seymour .	
D. 223,607	5/1972	Lax .....	D23/275
D. 223,608	5/1972	Lax .....	D23/275
D. 225,995	1/1973	Alexander .....	D23/275
D. 226,852	5/1973	Korol .....	D23/275
D. 227,102	6/1973	Alexander .	
D. 233,932	12/1974	Seymour .....	D23/275
D. 238,275	12/1975	Folden .....	D23/275
D. 238,276	12/1975	Alexander .....	D23/275
D. 243,849	3/1977	Seymour et al. ....	D23/275
D. 265,756	8/1982	Ballard .....	D23/275
D. 277,695	2/1985	Blodee .....	D23/275
D. 281,448	11/1985	Primucci .....	D23/275
3,479,778	11/1969	Johnson .....	D23/275 X
3,827,086	8/1974	Seymour et al. ....	4/584 X
4,365,368	12/1982	Boggs .....	4/596
4,553,276	11/1985	Paradis .....	4/596 X

**FOREIGN PATENT DOCUMENTS**

51380 5/1983 Canada .

**OTHER PUBLICATIONS**

A page from a 1985 Hytec advertisement entitled "Showerbath" showing Model AC 80.

Two pages from a 1985 Philips ad showing enclosures 2543-GC and the 60" tub/shower.

Pages 7-18 of the 1985 Kohler "K-400 Plumbing Products Catalog" showing the Veracruz enclosure.

Pages 5, 11, 12, 13, and 15 of a 1984 Aqua Glass brochure entitled "We Make Bathrooms Beautiful".

A page from an Owens Corning advertisement showing the "60" Seated Shower, undated, (admitted prior art).

Pages 7-20 of the 1985 Kohler "K-400" Plumbing Products Catalog showing the Perma Wall surround.

Five pages from 1985 Hytec brochures showing Models H6036, AC 6036, H4840/41, and H3634.

*Primary Examiner*—James R. Largen

*Attorney, Agent, or Firm*—Quarles & Brady

[57] **CLAIM**

The ornamental design for a bathing enclosure or the like, as shown and described.

**DESCRIPTION**

FIG. 1 is a right front perspective view of a bathing closure or the like showing my new design;

FIG. 2 is a front elevational view thereof;

FIG. 3 is a top plan view thereof;

FIG. 4 is a cross-sectional view taken on line 4—4 of FIG. 2;

FIG. 5 is a cross sectional view taken on line 5—5 of FIG. 2;

FIG. 6 is a cross sectional view taken on line 6—6 of FIG. 2;

FIG. 7 is a bottom plan view thereof;


FIG. 8 is a rear elevational view thereof;

FIG. 9 is a left side elevational view thereof;

FIG. 10 is a right side elevational view thereof; and

FIG. 11 is a cross sectional view taken on line 11—11 of FIG. 2.

The fragmentary broken line representation of a bathroom wall in FIG. 1 for purposes of illustration only and form no part of the claimed design.







FIG. 1

FIG. 3








FIG. 2




FIG. 4




FIG. 5

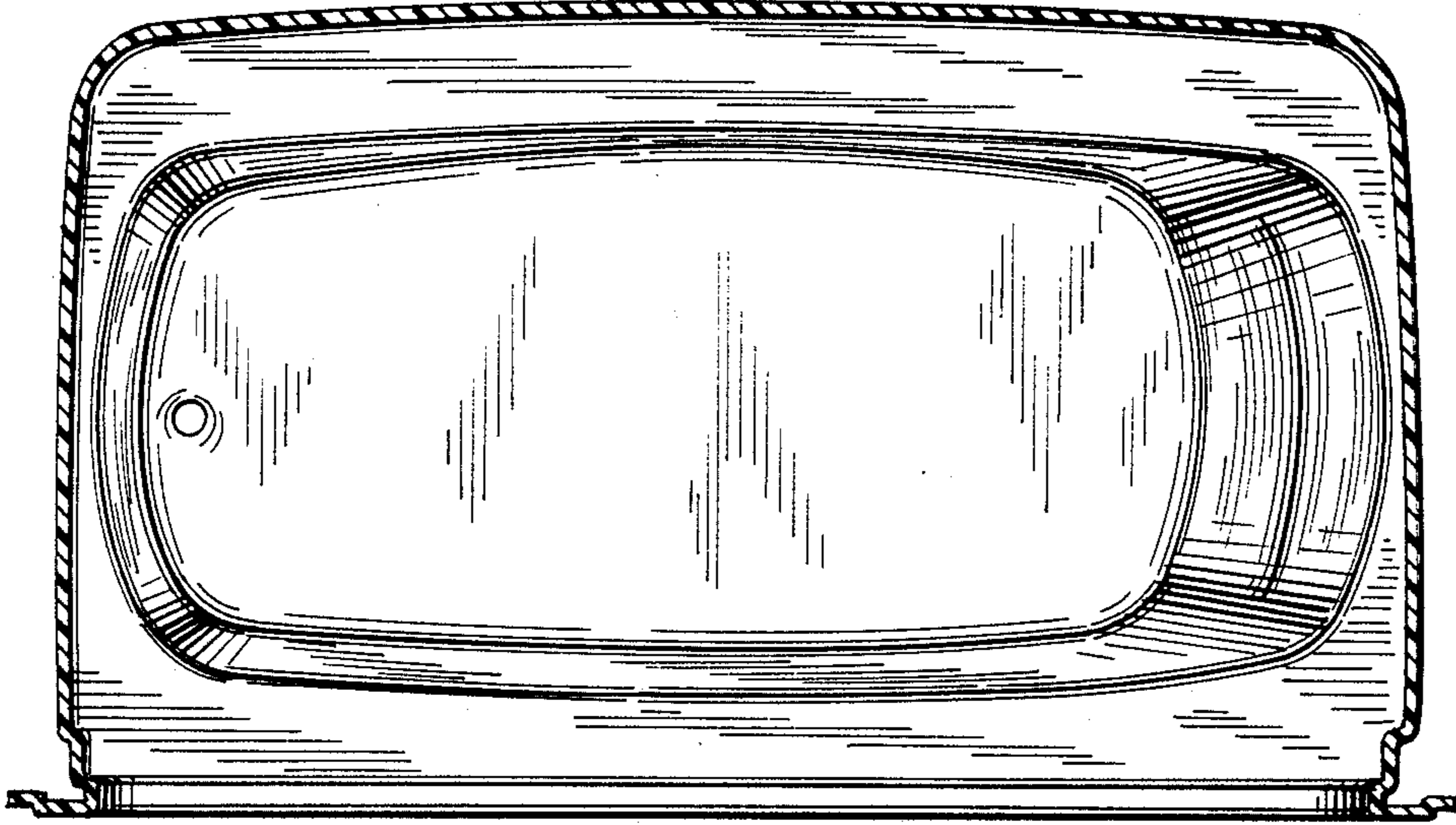


FIG. 6

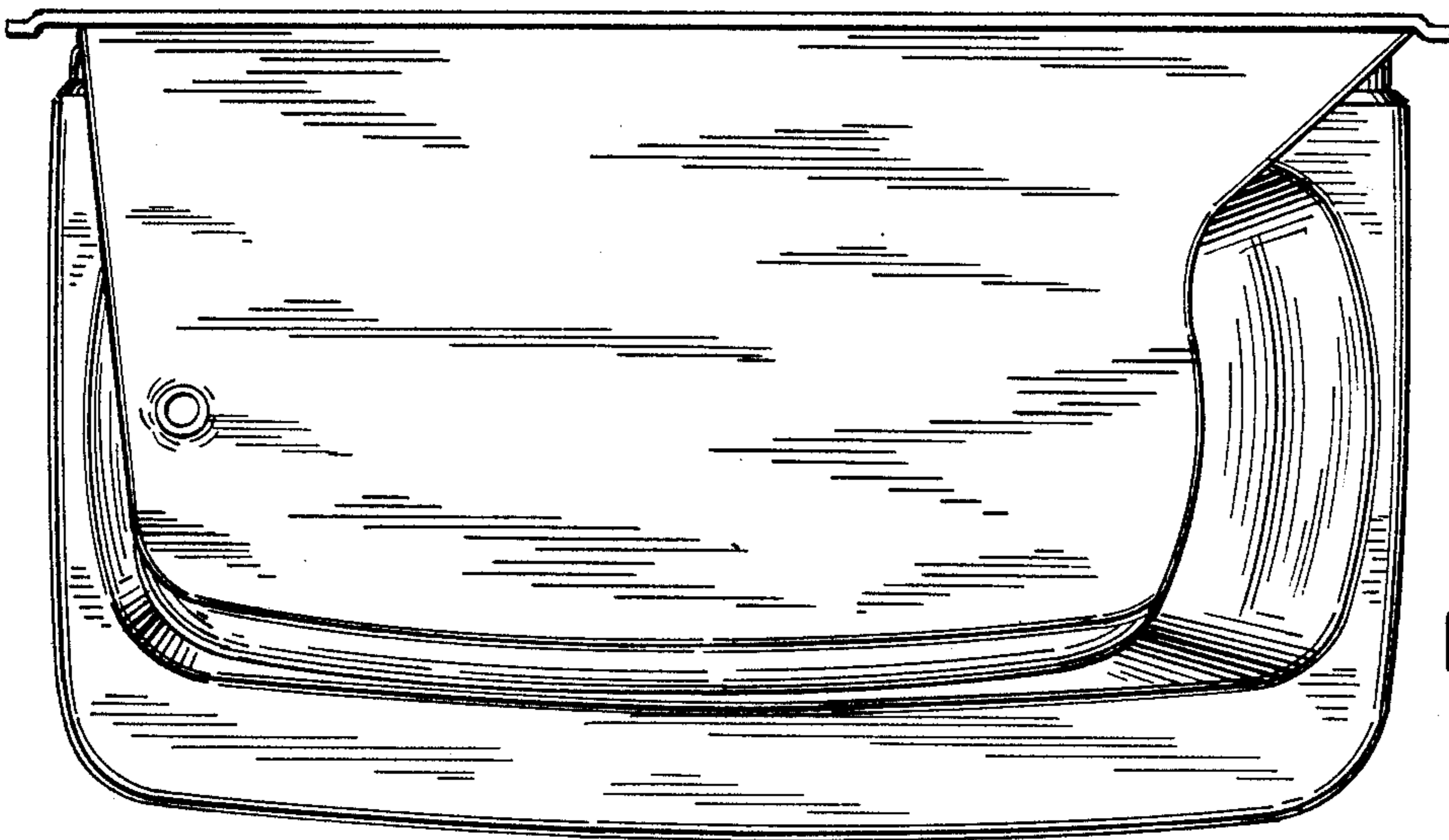


FIG. 7

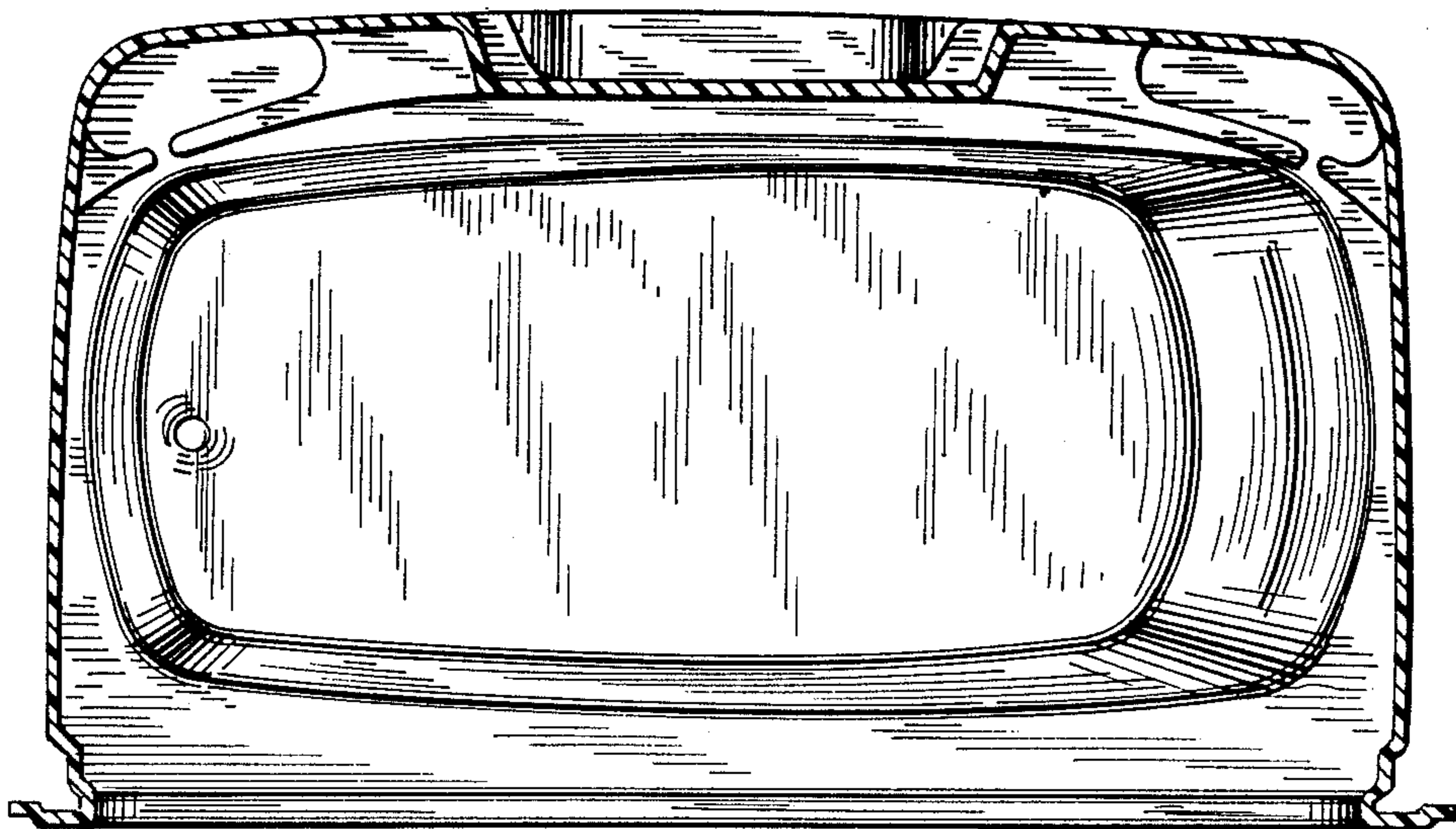


FIG. 11






FIG. 8



FIG. 9



FIG. 10