

- [54] WRITING INSTRUMENT
- [75] Inventor: Pierre Regnault, Valence, France
- [73] Assignee: Etablissements Regnault, Valence, France
- [**] Term: 14 Years
- [21] Appl. No.: 55,113
- [22] Filed: May 28, 1987
- [30] Foreign Application Priority Data
- | | | | |
|---------------|------|--------|---------|
| Nov. 28, 1986 | [FR] | France | 86 6327 |
|---------------|------|--------|---------|
- [52] U.S. Cl. D19/43; D19/48; D19/57
- [58] Field of Search D19/35, 36, 41-51, D19/54-58
- [56] References Cited
- U.S. PATENT DOCUMENTS
- | | | | |
|------------|--------|---------------|----------|
| D. 138,032 | 6/1944 | Severy | D19/48 |
| D. 256,136 | 7/1980 | Müller | D19/51 |
| D. 283,826 | 5/1986 | Hechter | D19/56 X |
| D. 284,773 | 7/1986 | Schwartz | D19/48 |
| D. 285,730 | 9/1986 | Bulwick | D19/43 X |
| D. 285,936 | 9/1986 | Booker et al. | D19/56 X |
| D. 287,603 | 1/1987 | Bruhn | D19/48 |

D. 294,599 3/1988 Funahashi D19/48

Primary Examiner—Bruce W. Dunkins
Assistant Examiner—Martha Thompson
Attorney, Agent, or Firm—Finnegan, Henderson, Farabow, Garrett & Dunner

[57] CLAIM

The ornamental design for a writing instrument, as shown and described.

DESCRIPTION

FIG. 1 is a right side elevational view of a writing instrument showing my new design;
FIG. 2 is a front elevational view;
FIG. 3 is a left side elevational view;
FIG. 4 is a rear elevational view;
FIG. 5 is a left side elevational view in an exploded condition;
FIG. 6 is a front elevational view with a cap member in a stored position;
FIG. 7 is a top plan view;
FIG. 8 is a bottom plan view;
FIG. 9 is a left side elevational view of a second embodiment of my design shown in an exploded condition; and
FIG. 10 is a front elevational view of FIG. 9 with the cap member in a stored position.

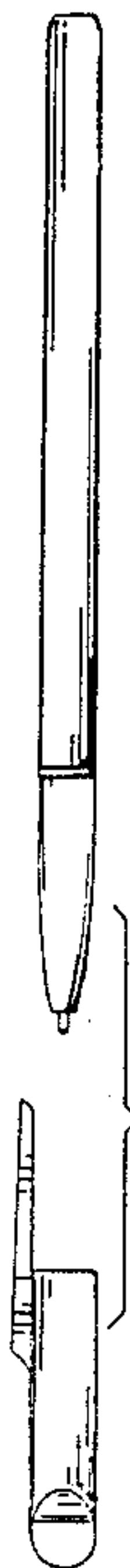


FIG.1



FIG.2

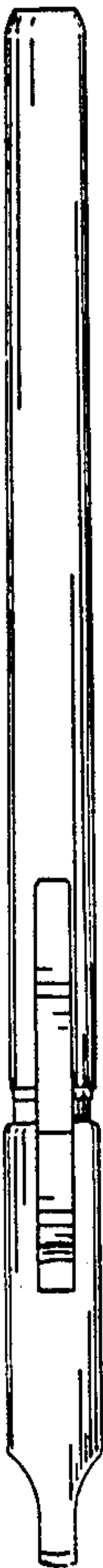


FIG.3



FIG.4



FIG. 5

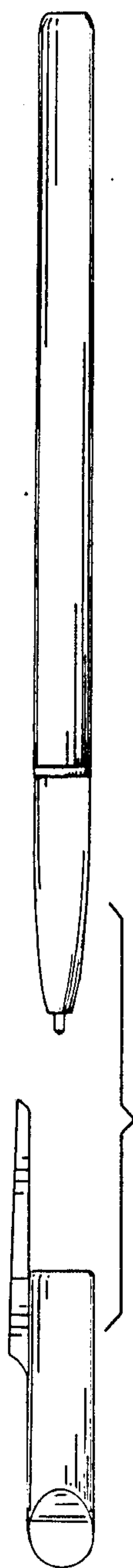


FIG. 8



FIG. 6

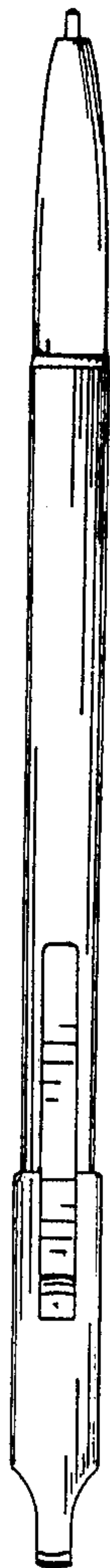


FIG. 7



FIG. 9

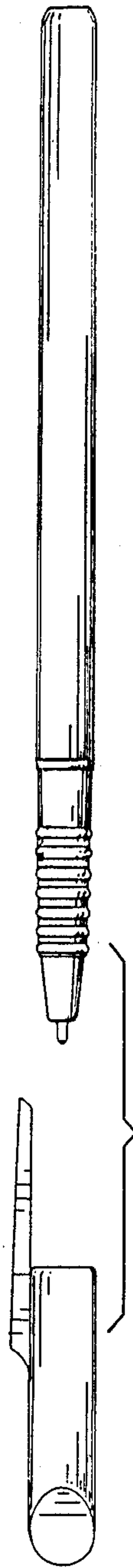


FIG. 10

