

[54] SNARE DRUM LUG CASING
[75] Inventor: Mitsuo Yanagisawa, Chiba, Japan
[73] Assignee: Pearl Musical Instrument Co., Chiba, Japan
[**] Term: 14 Years
[21] Appl. No.: 184,706
[22] Filed: Apr. 22, 1988
[52] U.S. Cl. D17/22
[58] Field of Search D17/22, 99; D21/64; 84/411 R, 413

4,750,401 6/1988 Hoshino 84/413
Primary Examiner—Bernard Ansher
Assistant Examiner—Adir Aronovich
Attorney, Agent, or Firm—Harrington A. Lackey

[57] CLAIM
The ornamental design for a snare drum lug casing, as shown and described.

DESCRIPTION
FIG. 1 is a left side elevational view of a snare drum lug casing showing my new design, the right side being a mirror image of the side shown;
FIG. 2 is a front elevational view thereof;
FIG. 3 is a rear elevational view thereof; and
FIG. 4 is a top plan view thereof.
The broken line showing of a drum shell, drum head, and lug bolt is for illustrative purposes only, and forms no part of the claimed design.

[56] References Cited
U.S. PATENT DOCUMENTS
D. 289,901 5/1987 Starr D17/22
4,334,458 6/1982 Grauso 84/413
4,583,442 4/1986 Minor 84/413

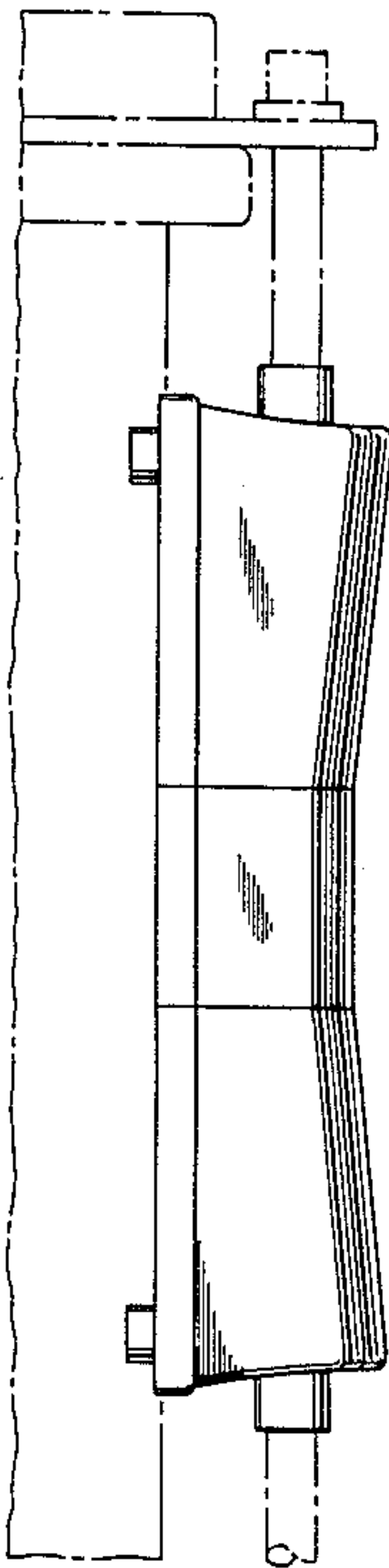


FIG. 1

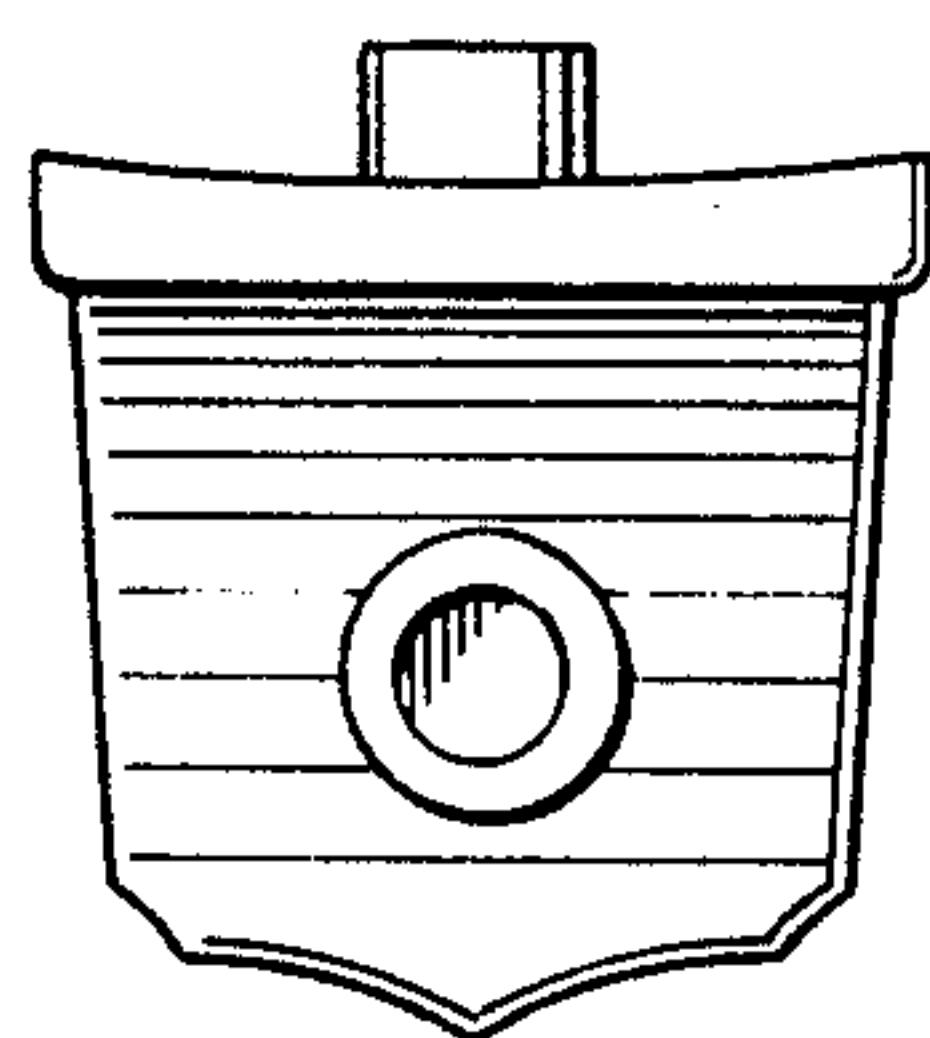
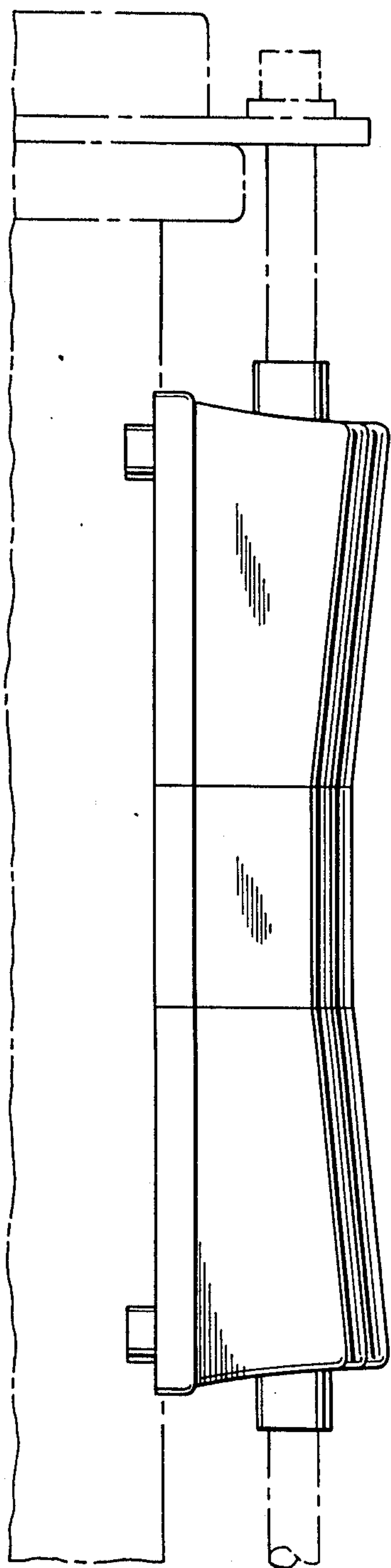


FIG. 4

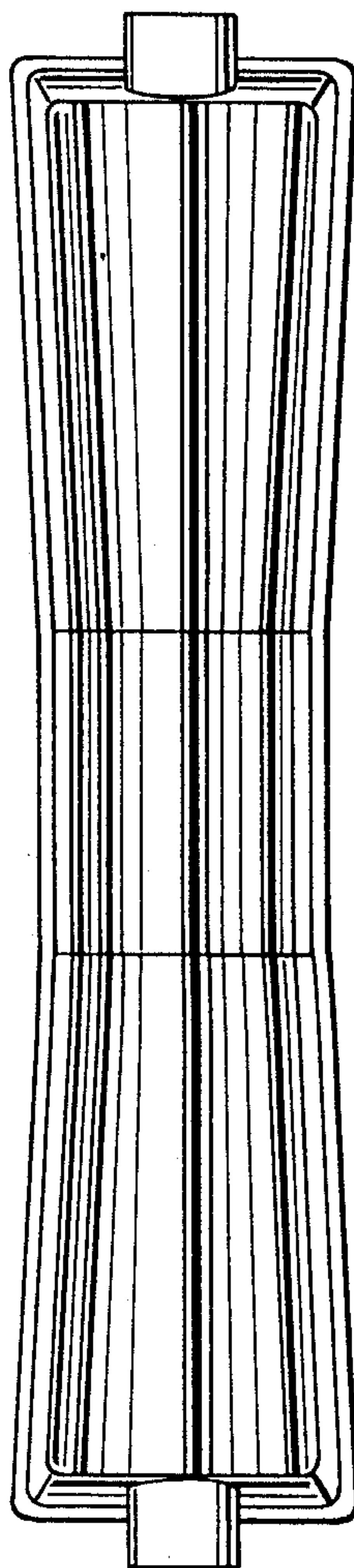


FIG. 2




FIG. 3