

[54] CORE SAMPLE TUBE

[76] Inventor: Dale Mitchell, 834 NW. 9th Way,  
Boynton Beach, Fla. 33435

[\*\*] Term: 14 Years

[21] Appl. No.: 67,460

[22] Filed: Jun. 26, 1987

[52] U.S. Cl. .... D10/46

[58] Field of Search ..... D10/46; 175/20, 21;  
403/24; 23/863; 294/50.5, 50.6, 50.7

4,252,200 2/1981 Peterson ..... 175/20  
 4,556,114 12/1985 Ryan ..... 175/20  
 4,576,498 3/1986 Rassieur ..... 403/24  
 4,587,857 5/1986 Bush ..... 73/863  
 4,776,719 10/1988 Kreider ..... 403/24

Primary Examiner—Nelson C. Holtje  
 Assistant Examiner—Antoine D. Davis  
 Attorney, Agent, or Firm—Malin, Haley, McHale,  
 DiMaggio & Crosby

[57] CLAIM

The ornamental design for a core sample tube, as shown and described.

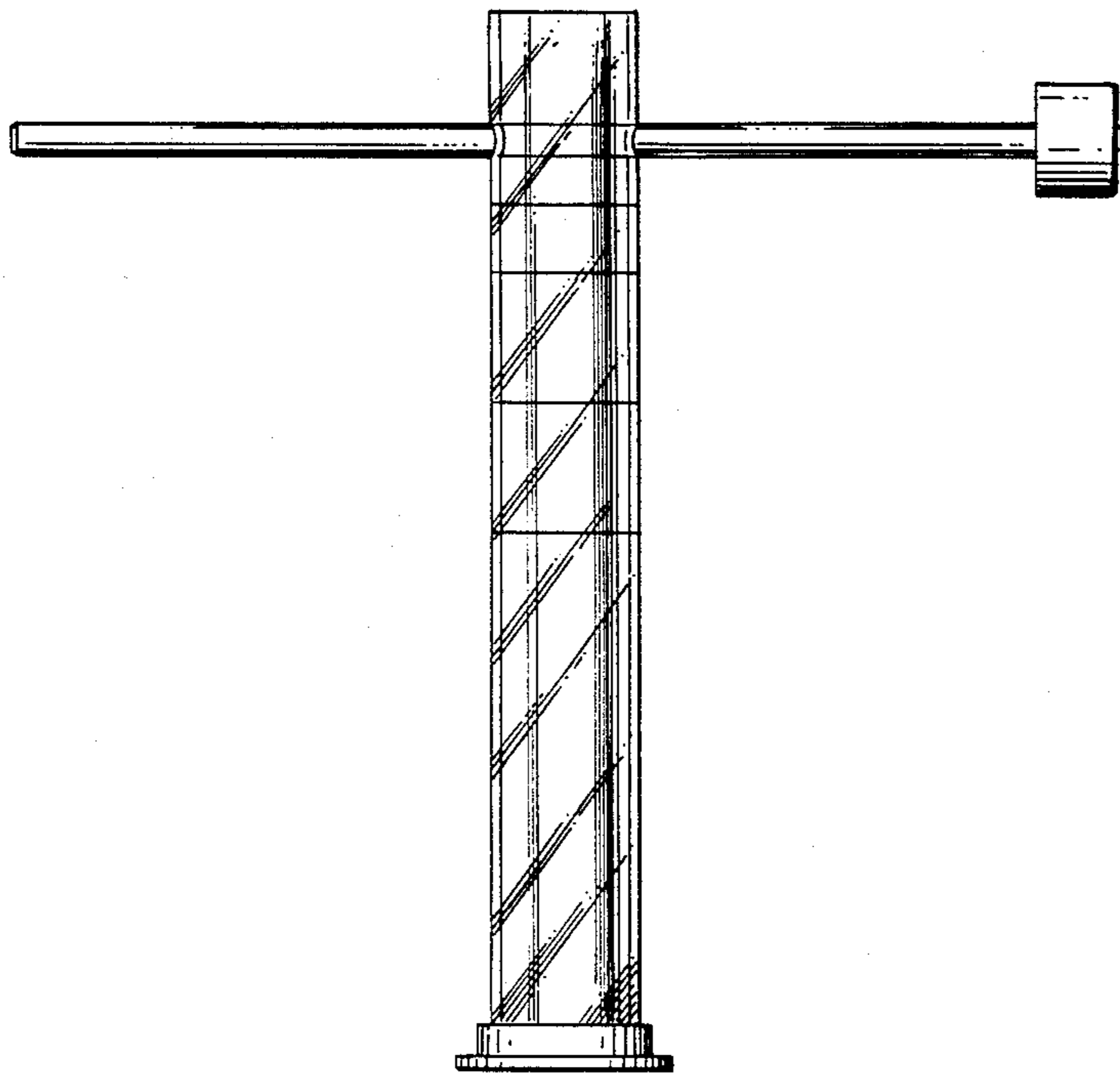
[56] References Cited

U.S. PATENT DOCUMENTS

D. 239,820 5/1976 Retrum ..... D10/46  
 D. 288,180 2/1987 Shrull ..... D10/46 X  
 408,223 8/1889 Draper .  
 3,075,588 1/1963 Mitchell ..... 175/20  
 3,515,230 6/1970 Tomaine ..... 175/242  
 3,596,719 8/1971 Koziski ..... 175/20  
 3,878,906 4/1975 Guest ..... 175/405  
 4,117,896 10/1978 Weber ..... 175/84

DESCRIPTION

FIG. 1 is a front elevational view of a core sample tube showing my new design, the rear elevational view being a mirror image;  
 FIG. 2 is a top plan view;  
 FIG. 3 is a bottom plan view;  
 FIG. 4 is a left side elevational view; and  
 FIG. 5 is a right side elevational view thereof.



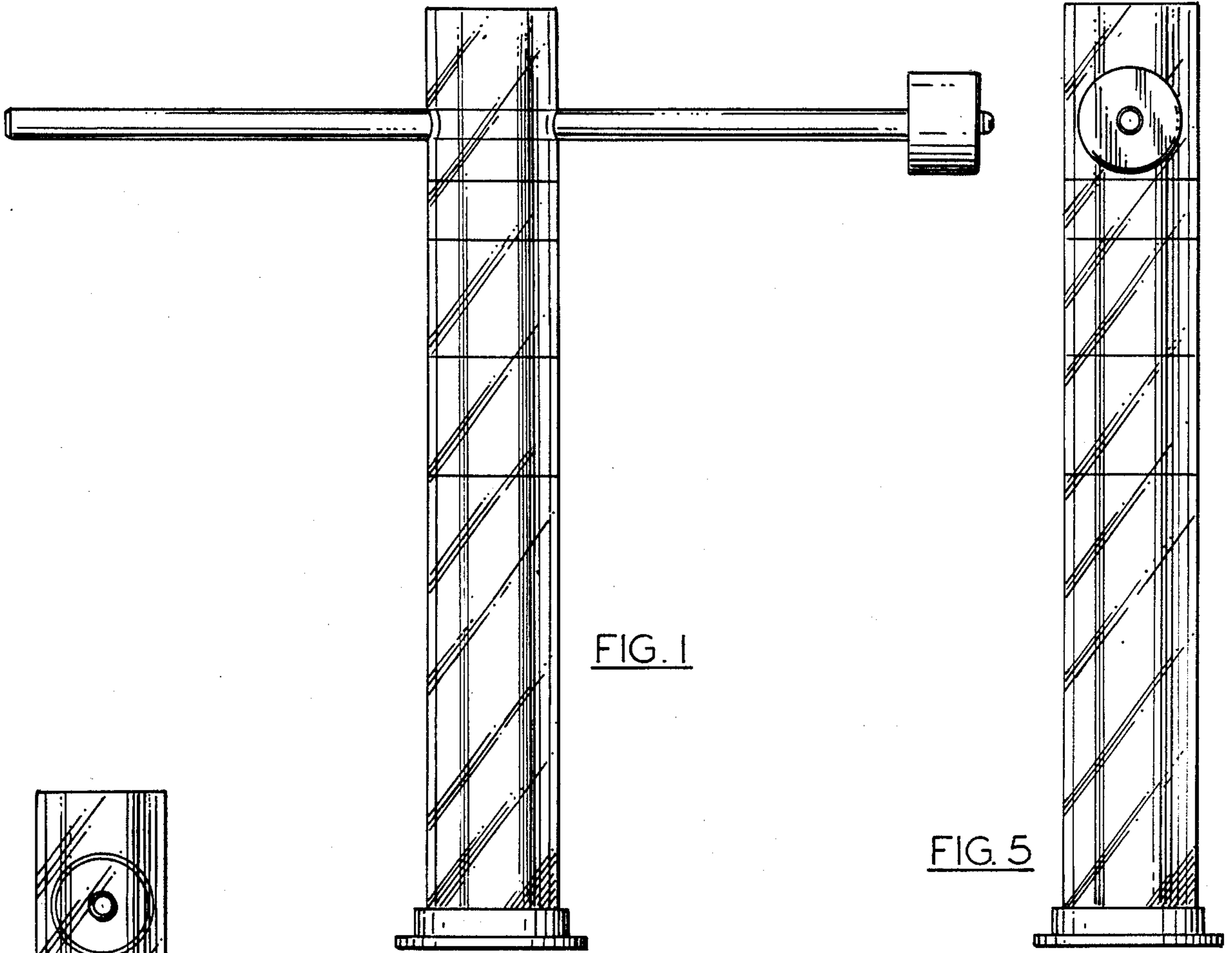


FIG. 1

FIG. 5

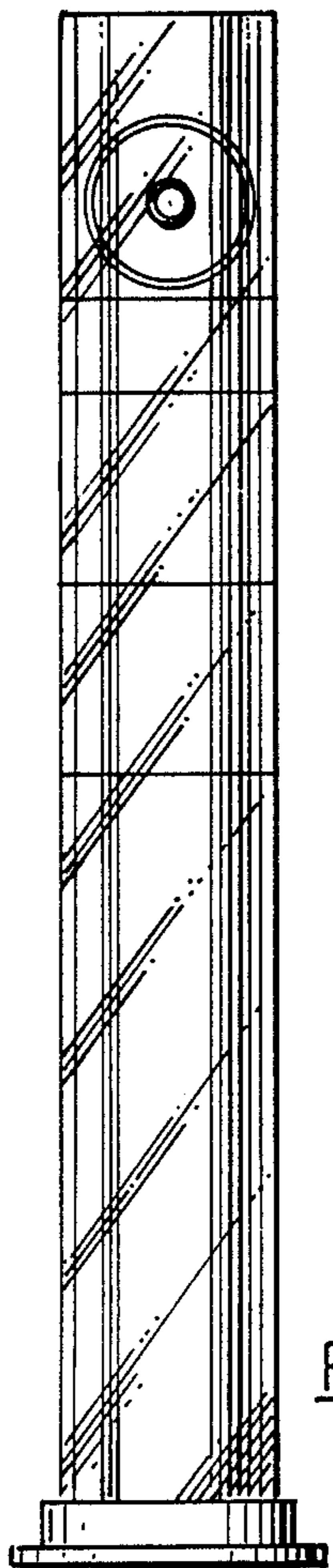


FIG. 4

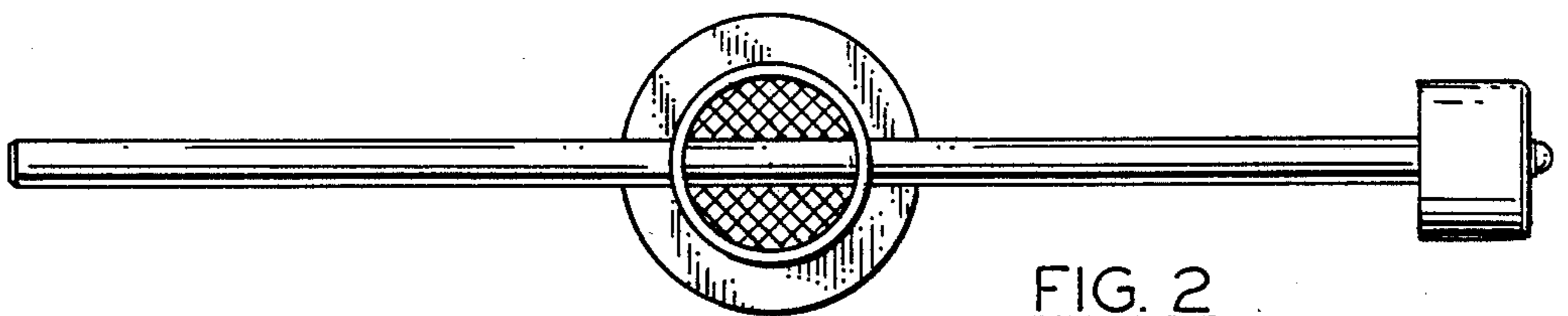


FIG. 2

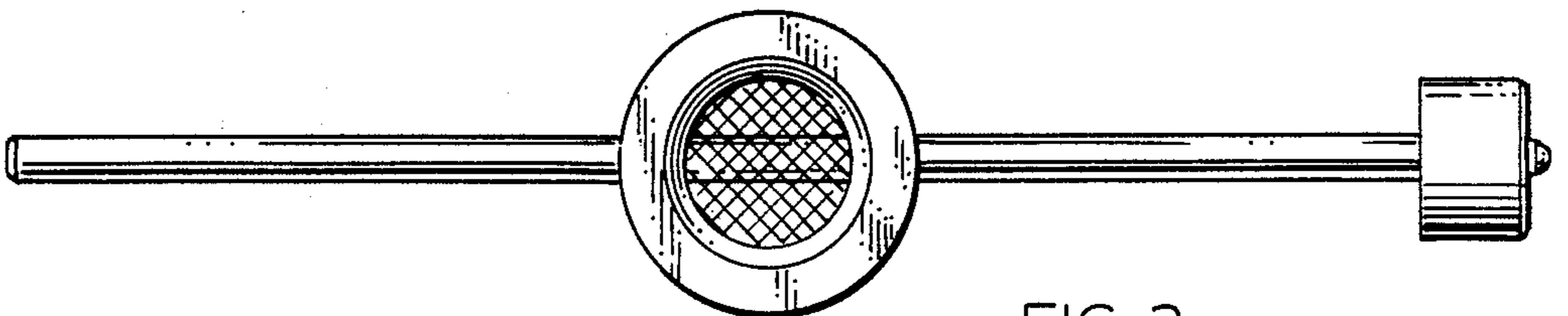


FIG. 3