

[54] PACKAGE

[75] Inventor: Christopher J. Callinan, Centerport, N.Y.

[73] Assignee: Regent Sheffield, Ltd., Farmingdale, N.Y.

[**] Term: 14 Years

[21] Appl. No.: 139,042

[22] Filed: Dec. 29, 1987

[52] U.S. Cl. D9/418; D9/432

[58] Field of Search D9/418-433; 229/162, 100, 11, 16 D; 206/44 R, 45.31, 45.33, 45.34, 553, 576, 239, 426; 220/72, 82 R

[56] References Cited

U.S. PATENT DOCUMENTS

D. 122,930	10/1940	Shapiro	206/45.31	X
2,194,669	3/1940	Mumford	D9/418	X
2,771,188	11/1956	Coulter	206/553	
3,168,952	2/1965	Palmer	206/45.34	
3,184,139	5/1965	Conescu	229/162	X

3,302,779	2/1967	Sparks	206/45.31	
3,392,823	7/1968	Green et al.	206/45.33	
3,834,607	9/1974	Muyllé	206/45.34	

FOREIGN PATENT DOCUMENTS

0689631	4/1953	United Kingdom	229/1.5	C
---------	--------	----------------	-------	---------	---

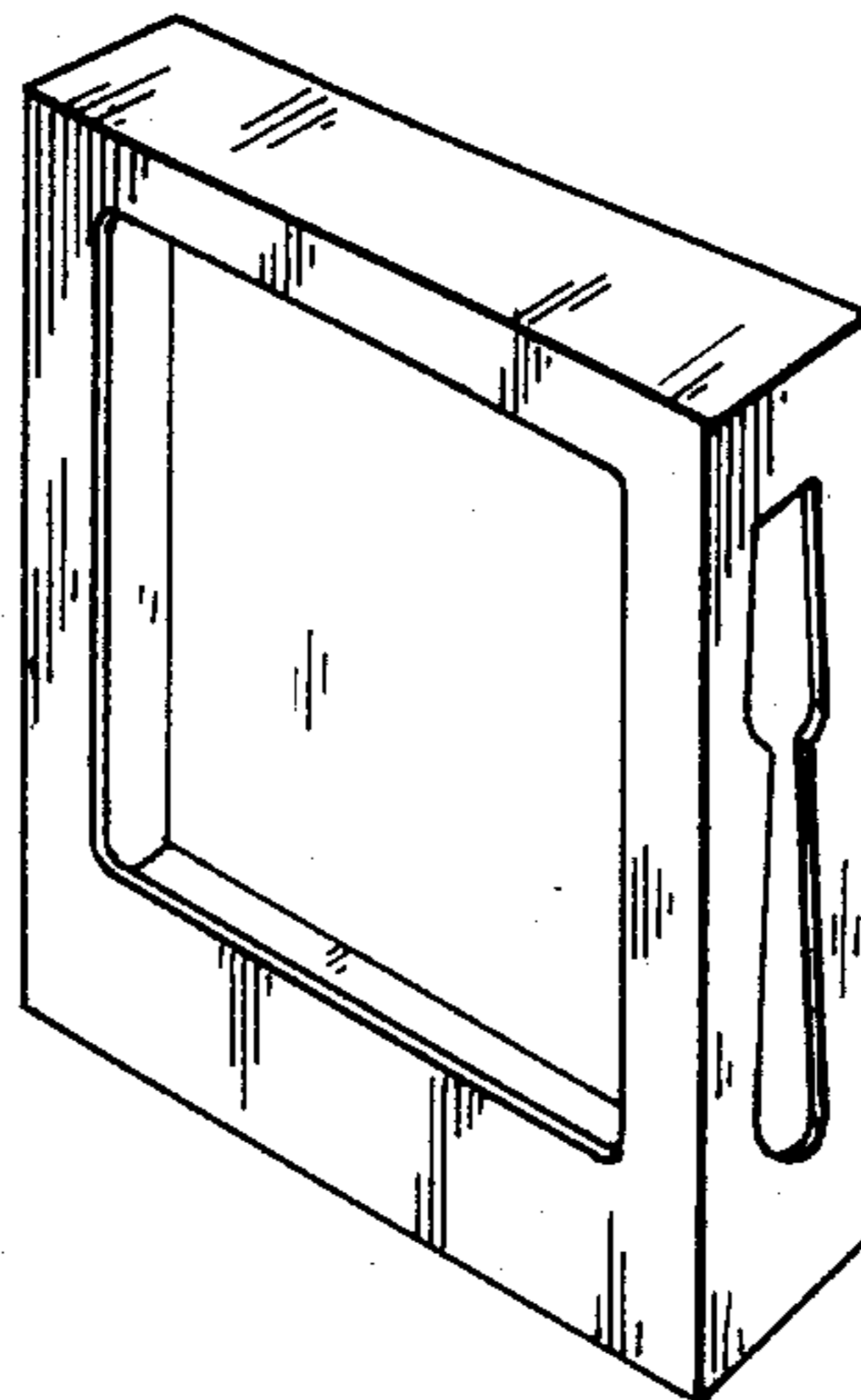
Primary Examiner—Bernard Ansher
Assistant Examiner—Prabhakar Deshmukh
Attorney, Agent, or Firm—Amster, Rothstein & Ebenstein

[57] CLAIM

The ornamental design for a package, as shown and described.

DESCRIPTION

FIG. 1 is a front elevation of a package showing my new design;
FIG. 2 is a right side elevation thereof;
FIG. 3 is a rear elevation thereof;
FIG. 4 is a left side elevation thereof;
FIG. 5 is a top plan view thereof; the bottom plan view being a mirror image; and
FIG. 6 is a perspective view thereof.



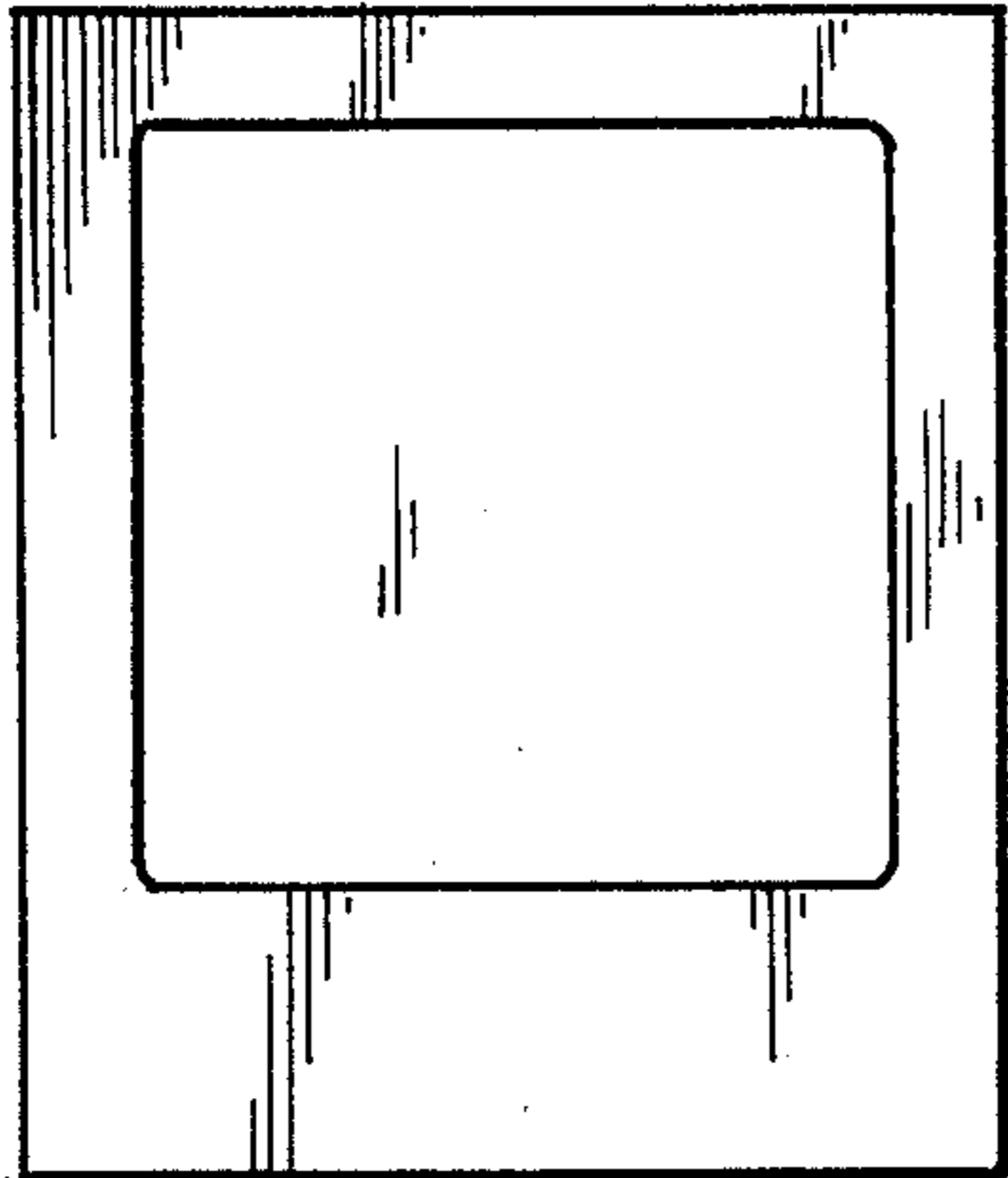


FIG. 1.



FIG. 2.

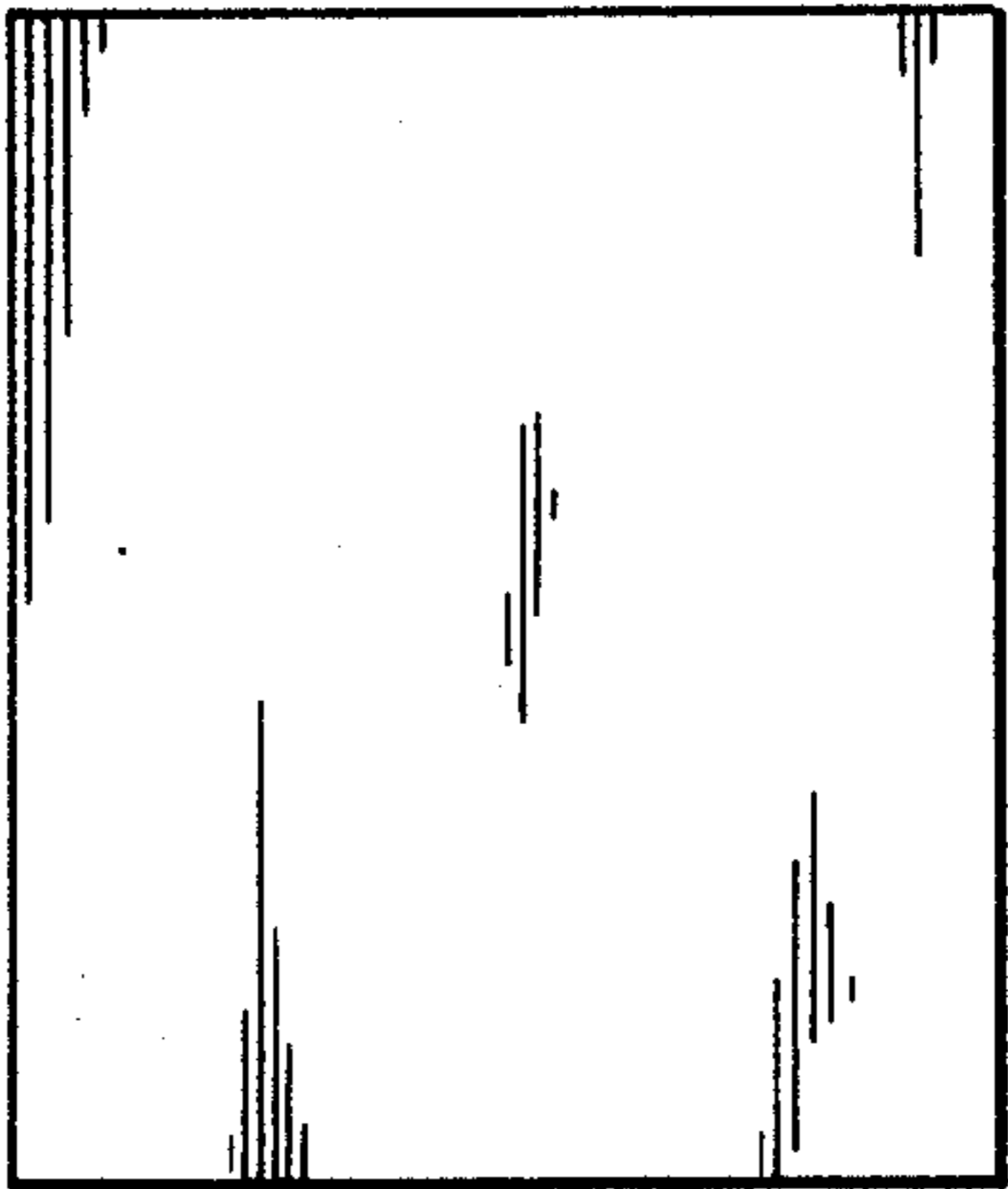


FIG. 3.




FIG. 4.



FIG. 5.

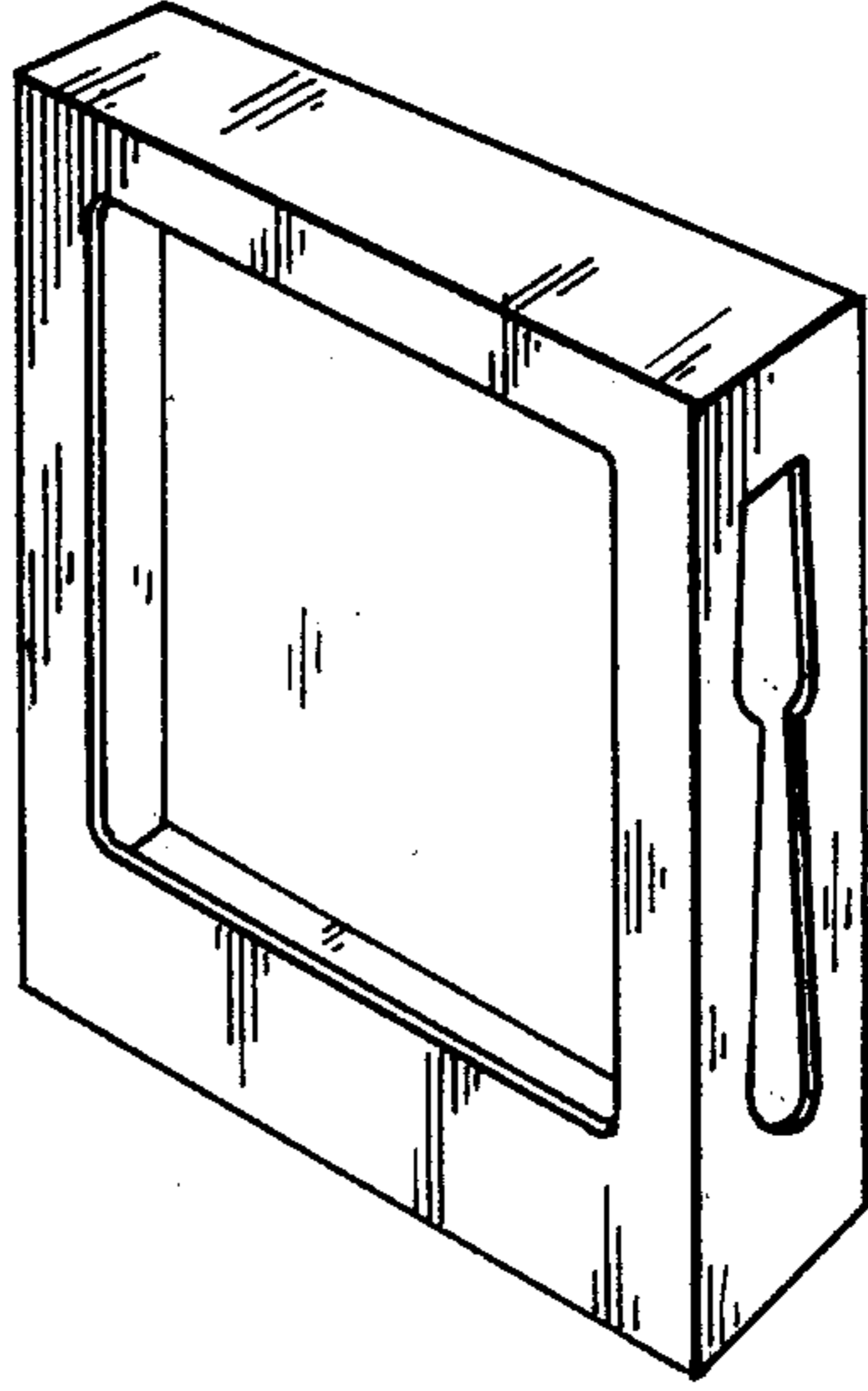


FIG. 6.