

# United States Patent [19]

Weimann

[11] Patent Number: **Des. 310,475**

[45] Date of Patent: **\*\* Sep. 11, 1990**

[54] **CARPET KNIFE HANDLE**

[75] Inventor: **George F. Weimann, Avon, Conn.**

[73] Assignee: **The Stanley Works, New Britain, Conn.**

[\*] Notice: The portion of the term of this patent subsequent to Dec. 15, 2004 has been disclaimed.

[\*\*] Term: **14 Years**

[21] Appl. No.: **153,026**

[22] Filed: **Feb. 8, 1988**

[52] U.S. Cl. .... **D8/99; D8/107**

[58] Field of Search ..... **D8/95-100, D8/107, 15; 30/329, 332-339, 162, 314-316, 289, 293, 294, 2, 85**

[56] **References Cited**

**U.S. PATENT DOCUMENTS**

D. 234,570 3/1975 Craddock ..... D8/98

D. 293,202	12/1987	West et al. ....	D8/99
3,604,113	9/1971	Cuscovitch .....	30/337
3,845,554	11/1974	Joanis et al. ....	30/339
4,524,518	6/1985	West .....	30/2
4,575,940	3/1986	Wenzel .....	30/338
4,586,256	5/1986	Weimann .....	30/335

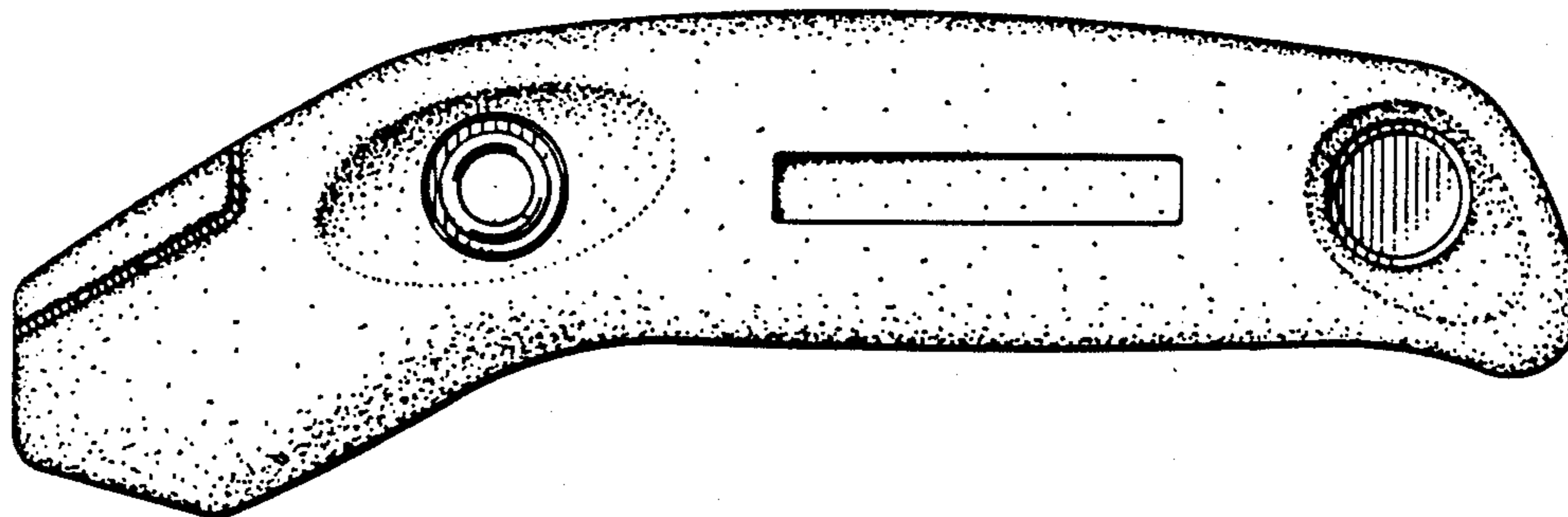
*Primary Examiner*—Bruce W. Dunkins  
*Assistant Examiner*—Clare E. Heflin  
*Attorney, Agent, or Firm*—Chilton, Alix & Van Kirk

[57] **CLAIM**

The ornamental design for a carpet knife handle, as shown and described.

**DESCRIPTION**

FIG. 1 is a front elevational view of a carpet knife handle showing my new design;  
FIG. 2 is a rear elevational view thereof;  
FIG. 3 is a top plan view thereof;  
FIG. 4 is a bottom plan view thereof;  
FIG. 5 is a left end elevational view thereof;  
FIG. 6 is a right end elevational view thereof.



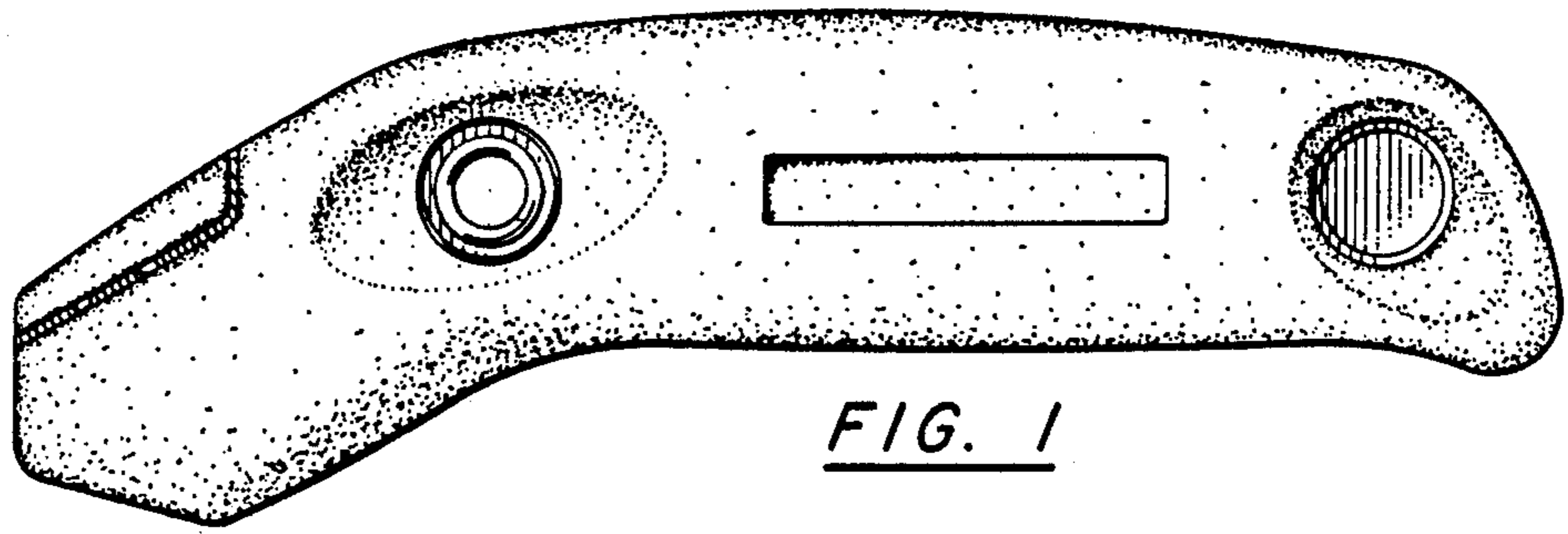


FIG. 1

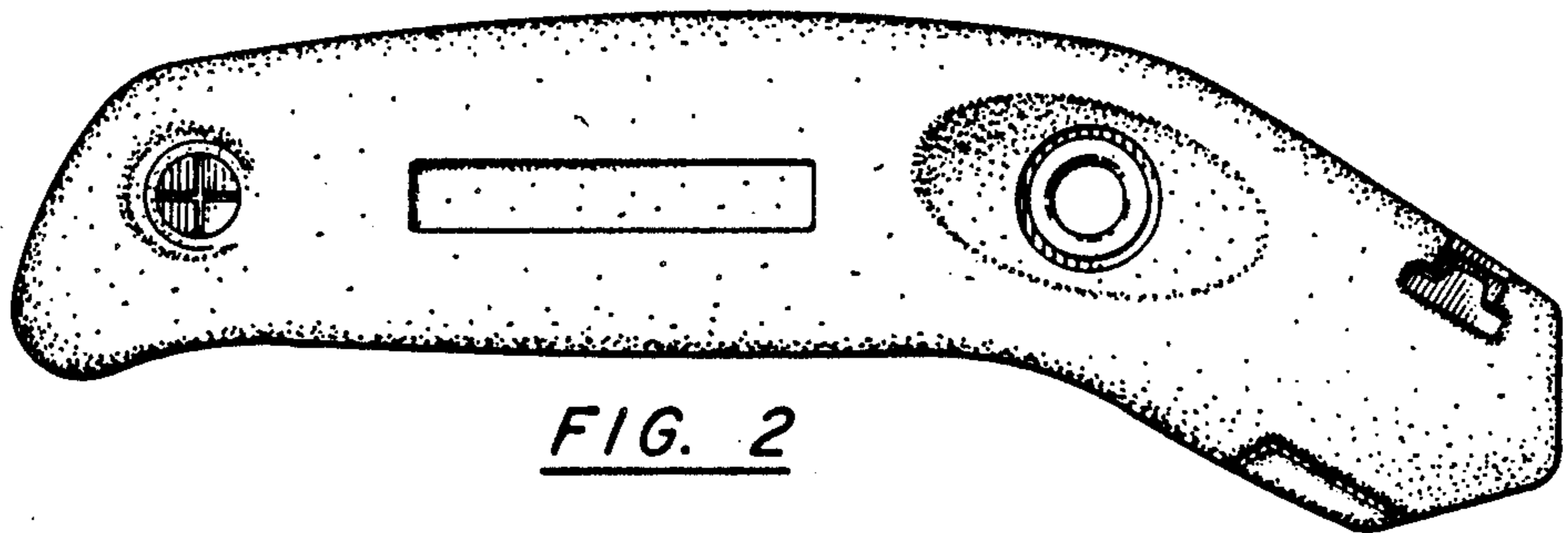


FIG. 2



FIG. 3



FIG. 4

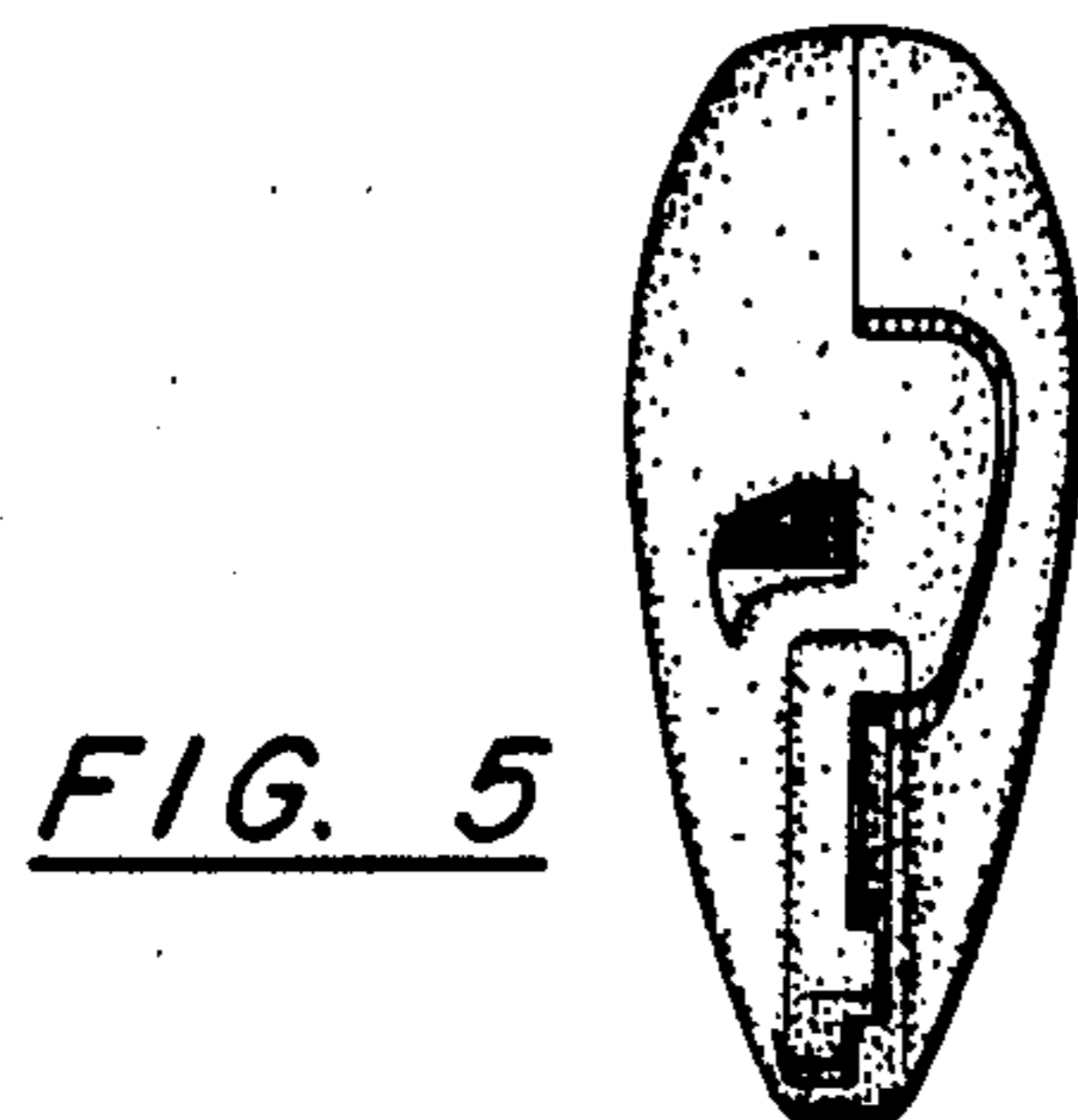


FIG. 5

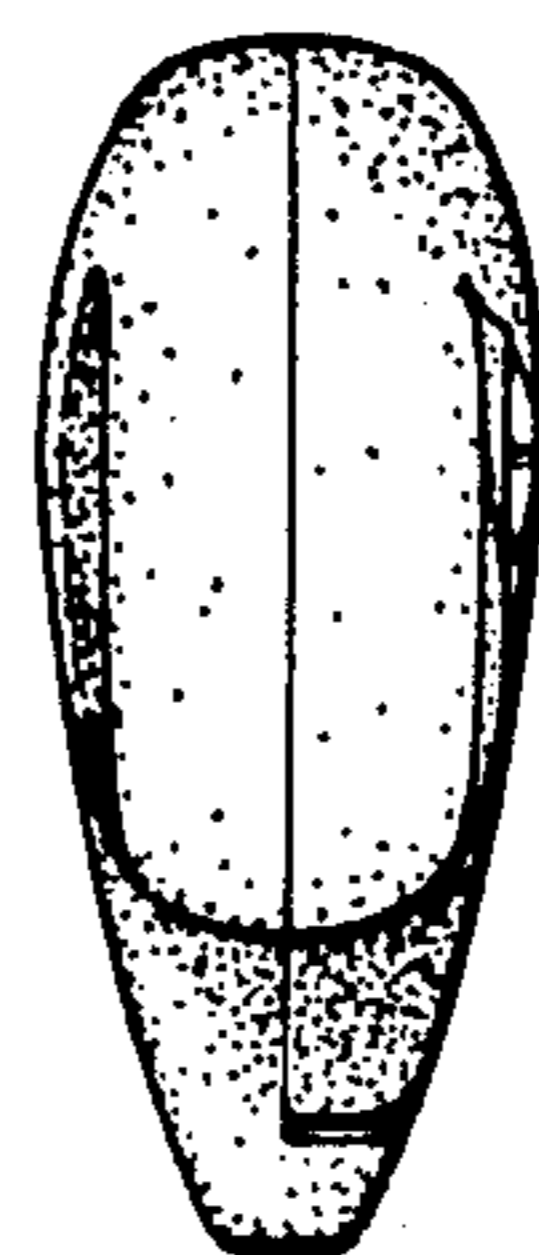


FIG. 6