

# United States Patent [19]

Takeda et al.

[11] Patent Number: **Des. 310,473**

[45] Date of Patent: **\*\* Sep. 11, 1990**

[54] **DIAMOND FILE**

[75] Inventors: **Yasuharu Takeda; Yutaka Kanamaru,**  
both of Tokyo, Japan

[73] Assignee: **Ryoki Ltd., Hiroshima, Japan**

[\*\*] Term: **14 Years**

[21] Appl. No.: **103,973**

[22] Filed: **Oct. 2, 1987**

[52] U.S. Cl. .... **D8/90; D28/59**

[58] Field of Search ..... **D8/14, 90-94,**  
**D8/45; D28/57, 59; 51/211 H, 205 WG, 214,**  
**206 R, 391, 392, 370, 371, 364, 365; 76/82, 83,**  
**85; 29/78, 79, 80**

[56] **References Cited**

**U.S. PATENT DOCUMENTS**

D. 60,007 12/1921 Baldwin ..... D8/90  
D. 242,896 1/1977 Poliquin ..... D8/90

1,466,391 8/1923 Eskew et al. .... 29/78  
1,631,212 6/1927 King ..... 29/78  
4,683,898 8/1987 Lojovich ..... D28/59

*Primary Examiner*—Bruce W. Dunkins  
*Assistant Examiner*—Clare E. Heflin  
*Attorney, Agent, or Firm*—Sughrue, Mion, Zinn,  
Macpeak & Seas

[57] **CLAIM**

The ornamental design for a diamond file, as shown.

**DESCRIPTION**

FIG. 1 is a top perspective view of a diamond file showing our new design;  
FIG. 2 is a top plan view thereof;  
FIG. 3 is a bottom plan view thereof;  
FIG. 4 is a front elevational view thereof;  
FIG. 5 is a right side elevational view thereof;  
FIG. 6 is a rear elevational view thereof; and  
FIG. 7 is a left side elevational view thereof.




FIG. 1

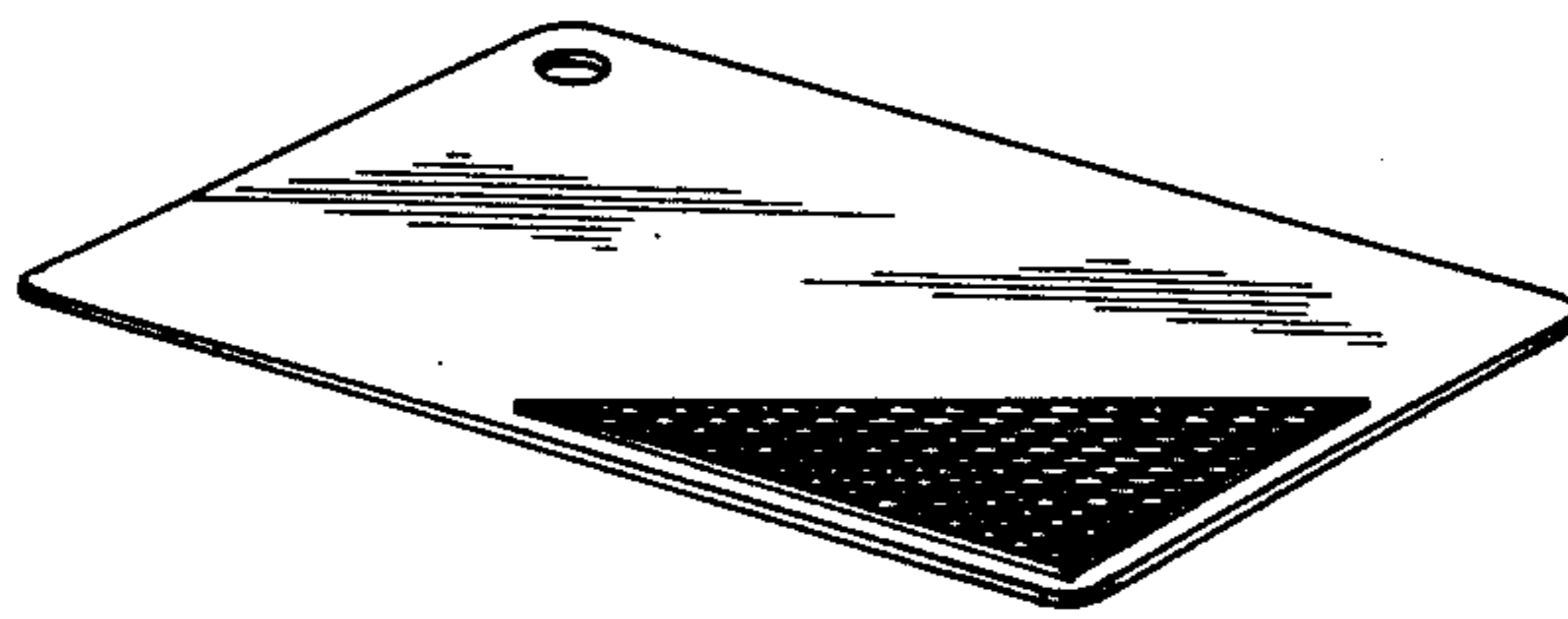


FIG. 2

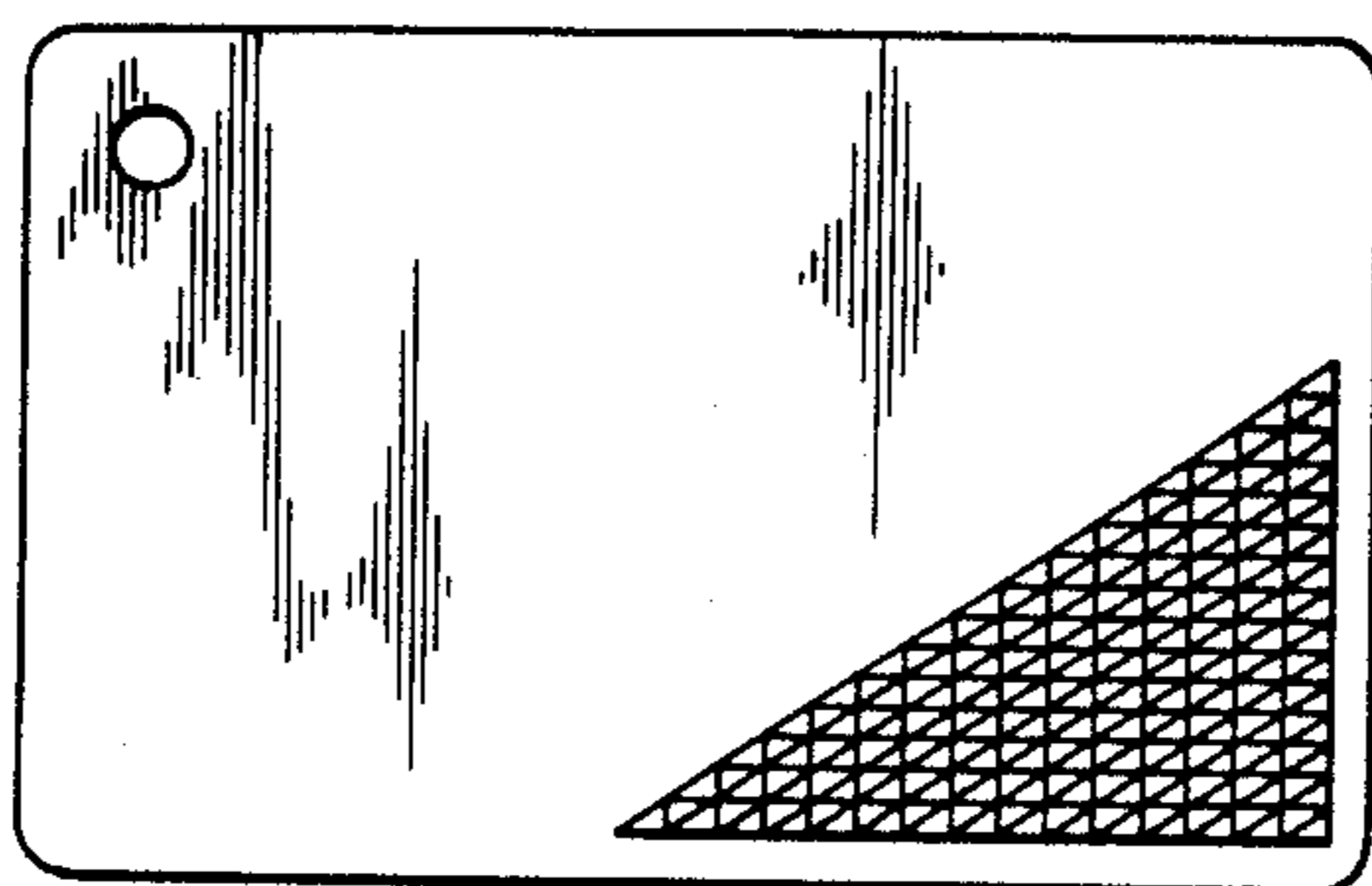


FIG. 3

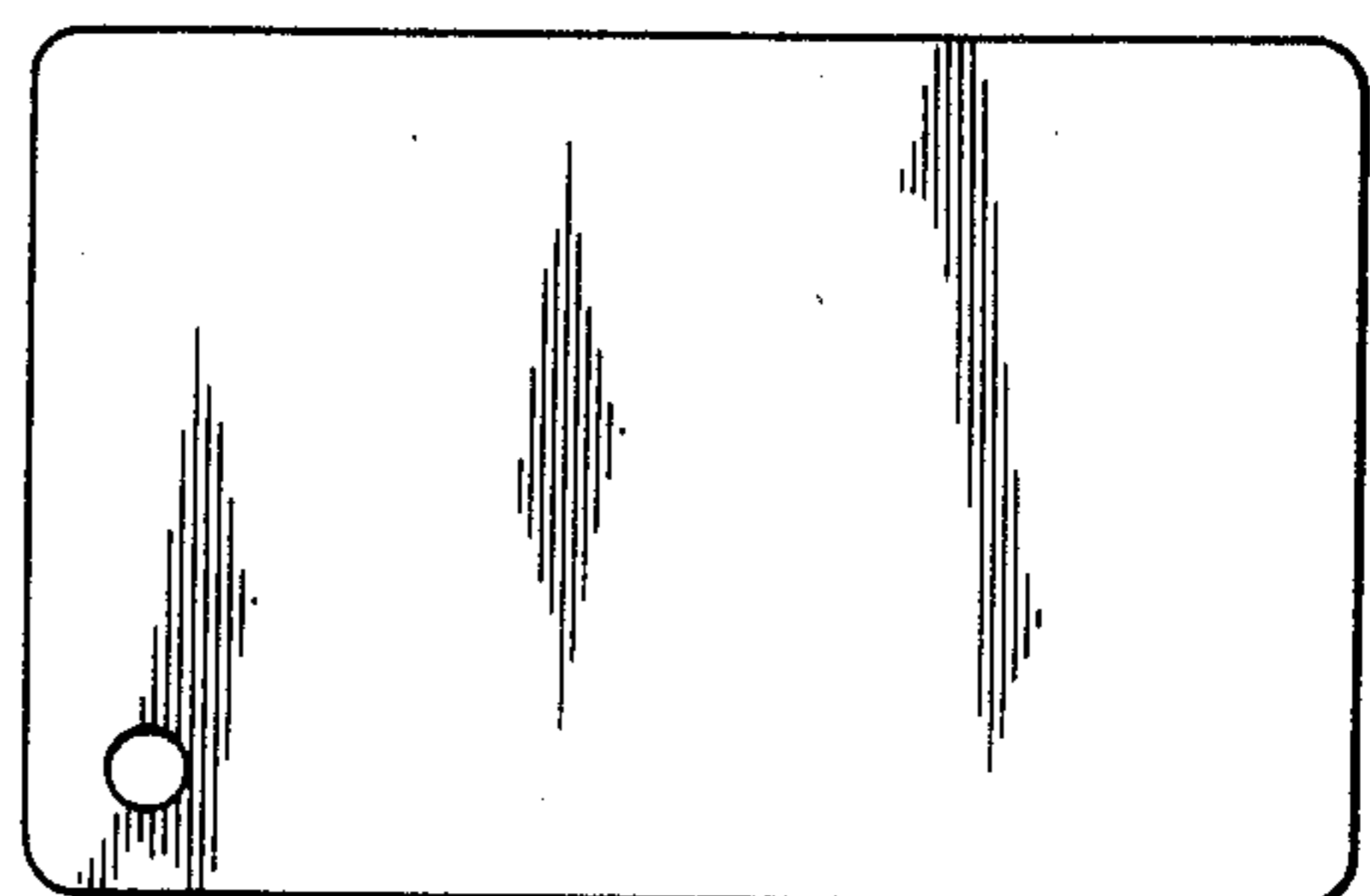


FIG. 4




FIG. 5



FIG. 6

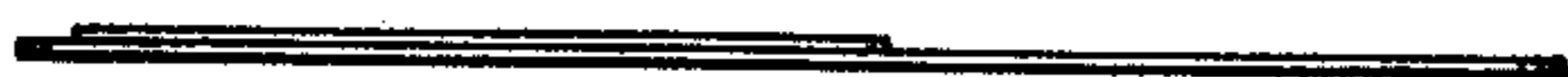


FIG. 7

