

[54] **WELDING HELMET**
 [75] **Inventor: E. L. Boochar, Kent City, Mich.**
 [73] **Assignee: Jackson Products, Inc., Belmont, Mich.**
 [**] **Term: 14 Years**
 [21] **Appl. No.: 169,752**
 [22] **Filed: Mar. 18, 1988**
 [52] **U.S. Cl. D29/9**
 [58] **Field of Search D29/6, 7, 8, 9; 2/8, 2/9, 421, 427, 10, 426; 350/146**

4,853,973 8/1989 Boochar 2/8

FOREIGN PATENT DOCUMENTS

0537469 11/1931 Fed. Rep. of Germany .

OTHER PUBLICATIONS

U.S. Trademark Registration No. 1,500,244 and copy of specimen contained therein.
 Jackson Products, Inc. brochure, 1988.


Primary Examiner—Wallace R. Burke
Assistant Examiner—Kay H. Chin
Attorney, Agent, or Firm—Woodcock Washburn Kurtz Mackiewicz & Norris

[56] **References Cited**
U.S. PATENT DOCUMENTS

2,406,092	8/1946	Meyer	2/8
3,276,034	10/1966	Cupp	2/8
3,868,727	4/1975	Paschall	2/8
3,890,646	6/1975	Fassett et al.	2/8
4,011,594	3/1977	Guilbaud et al.	2/8
4,193,132	3/1980	Peterson	2/8
4,354,279	10/1982	Walters, Jr. et al.	2/8
4,422,185	12/1983	Cook	2/8
4,523,808	6/1985	Miller et al.	350/146
4,694,507	9/1987	Owen	2/8

[57] **CLAIM**
 The ornamental design for a welding helmet, as shown and described.

DESCRIPTION
 FIG. 1 is a front perspective view of the welding helmet showing my new design;
 FIG. 2 is a top plan view thereof;
 FIG. 3 is a front elevation view thereof; and
 FIG. 4 is a right side elevation view of the welding helmet, the left side elevation view being a mirror image thereof.



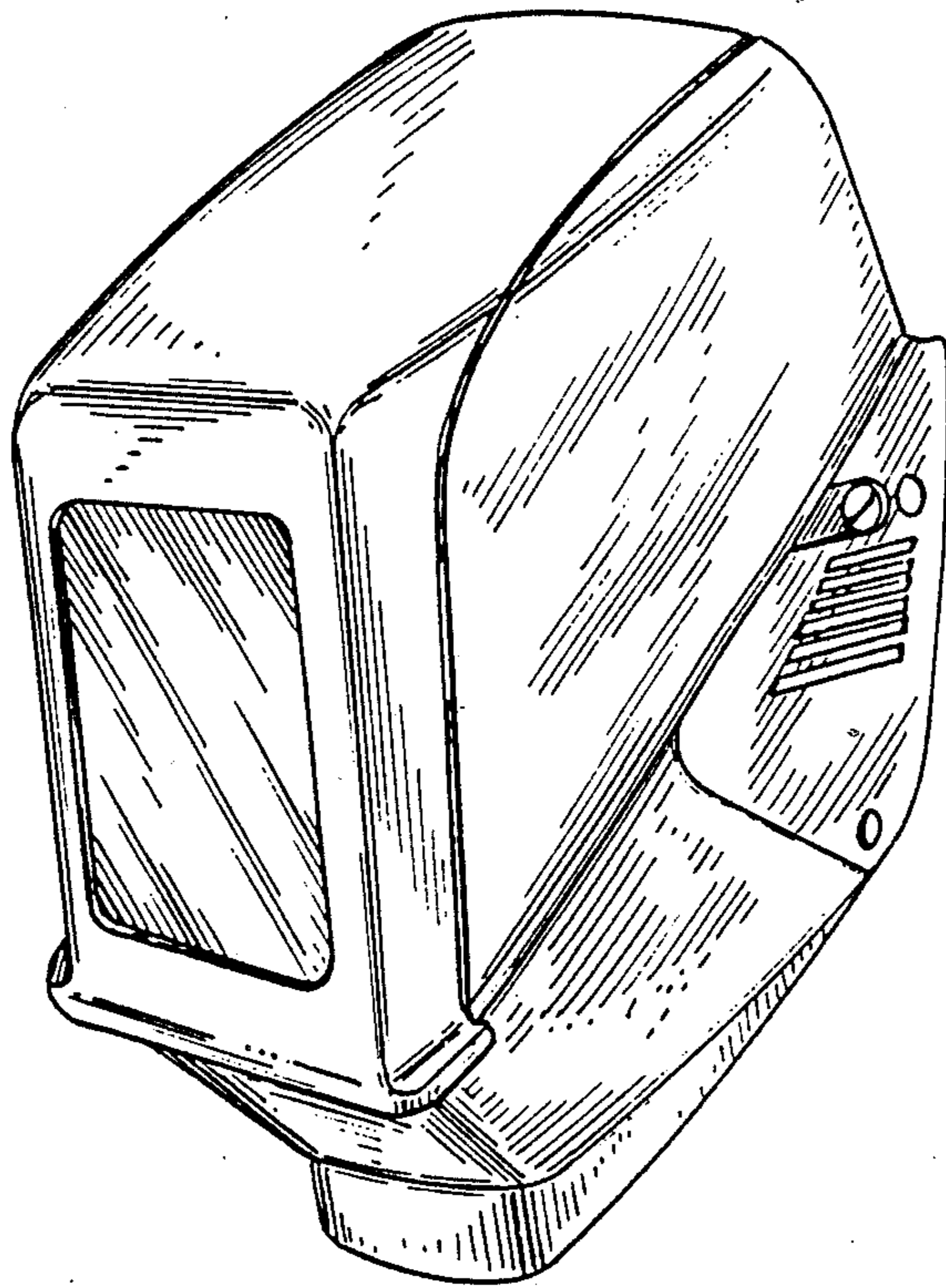


Fig. 1




Fig. 2

Fig. 3

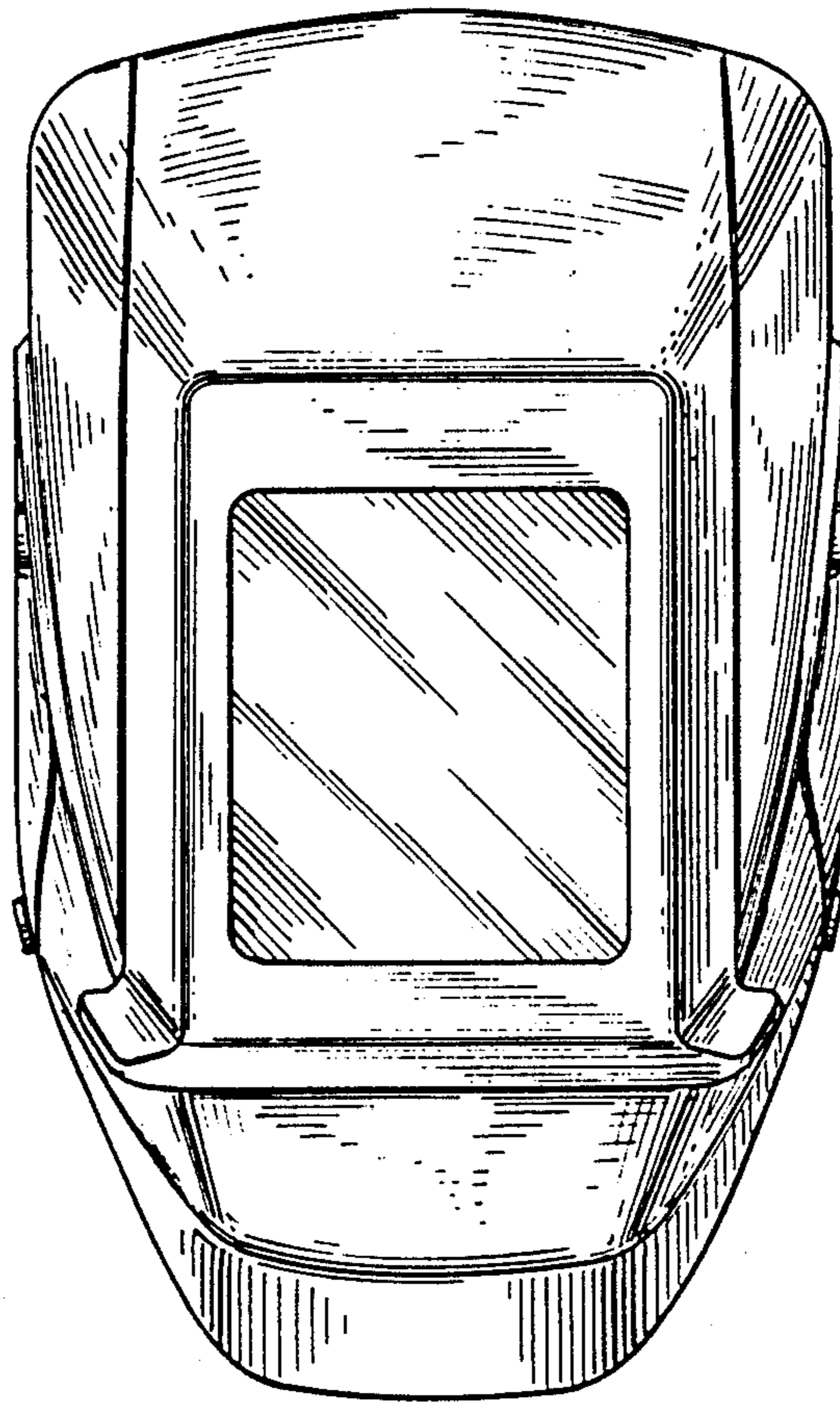


Fig. 4

