

[54] **WATER CLOSET OR THE LIKE**

- [75] **Inventor: Henry M. Stairs, Jr., Neshanic, N.J.**
- [73] **Assignee: American Standard Inc., New York, N.Y.**
- [\*\*] **Term: 14 Years**
- [21] **Appl. No.: 128,534**
- [22] **Filed: Dec. 1, 1987**
- [52] **U.S. Cl. .... D23/301**
- [58] **Field of Search ..... D23/295-301,  
 D23/309, 313; 4/306, 329-332, 353, 420-448,  
 DIG. 15**

[56] **References Cited**

**U.S. PATENT DOCUMENTS**

D. 75,721	7/1928	Coxon .....	D23/313
D. 199,021	9/1964	Stairs, Jr. ....	D23/301
D. 199,049	9/1964	Kaiser .....	D23/67
D. 217,551	5/1970	Manning .....	D23/67
D. 226,432	3/1973	Anderson .....	D23/313
D. 226,715	4/1973	Anderson .....	D23/67
D. 262,697	1/1982	Kaiser .....	D23/301
D. 262,989	2/1982	Stairs, Jr. ....	D23/301
D. 275,419	9/1984	Stairs, Jr. ....	D23/301
D. 275,598	9/1984	Stairs, Jr. ....	D3/301
2,099,932	11/1937	Isaacson .....	4/353

**FOREIGN PATENT DOCUMENTS**

927451	5/1963	United Kingdom .....	4/353
--------	--------	----------------------	-------

**OTHER PUBLICATIONS**

- American-Standard 1982 Fixtures & Fittings catalog, pp. 4-8 thru 4-12, Cadet Toilet.
- Kohler catalog, pp. 9-13, Wellworth Toilet, 1986.
- Artesian Industries, Artesian Toilet.
- Artesian Avalon Water-Saving Elongated Toilet.
- Artesian Deluxe, Aegean Water-Miser Toilet with Insulated Tank.
- Artesian Atlantis Economically-Priced Water-Saving Toilet.
- Artesian Acadia Economical Water-Miser Toilet.

*Primary Examiner*—James R. Largen  
*Attorney, Agent, or Firm*—John P. Sinnott

[57] **CLAIM**

The ornamental design for a water closet or the like, as shown and described.

**DESCRIPTION**

FIG. 1 is a perspective view, taken from the top, front and left side of a water closet or the like, embodying my new design;  
 FIG. 2 is a left side elevational view thereof;  
 FIG. 3 is a right side elevational view thereof;  
 FIG. 4 is a top plan view thereof;  
 FIG. 5 is a front elevational view thereof;  
 FIG. 6 is a rear elevational view thereof; and  
 FIG. 7 is a bottom plan view thereof.  
 The broken line representation of an opening in FIGS. 1, 2, and 5 are for purposes of illustration only.




FIG. 1

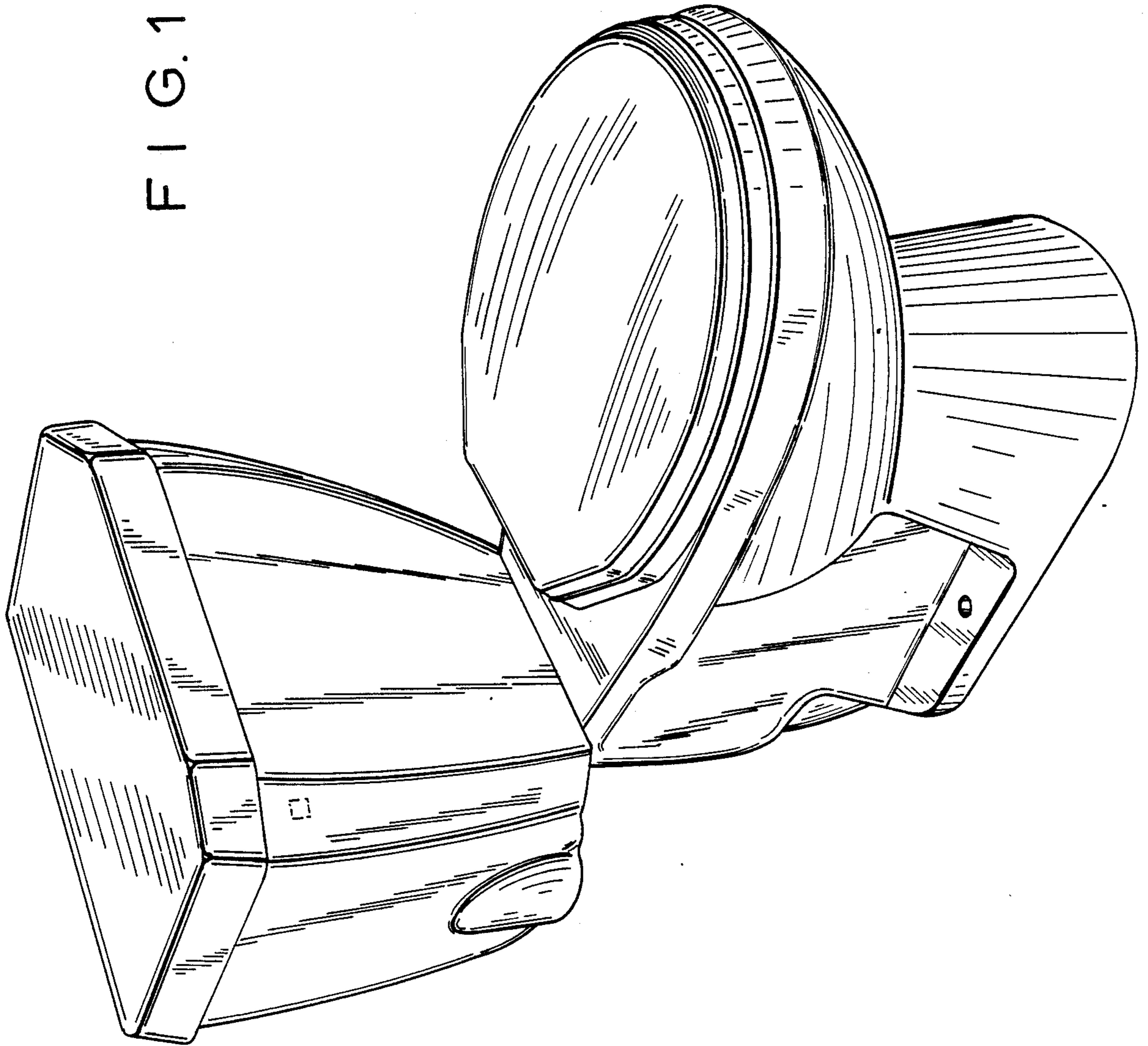


FIG. 2

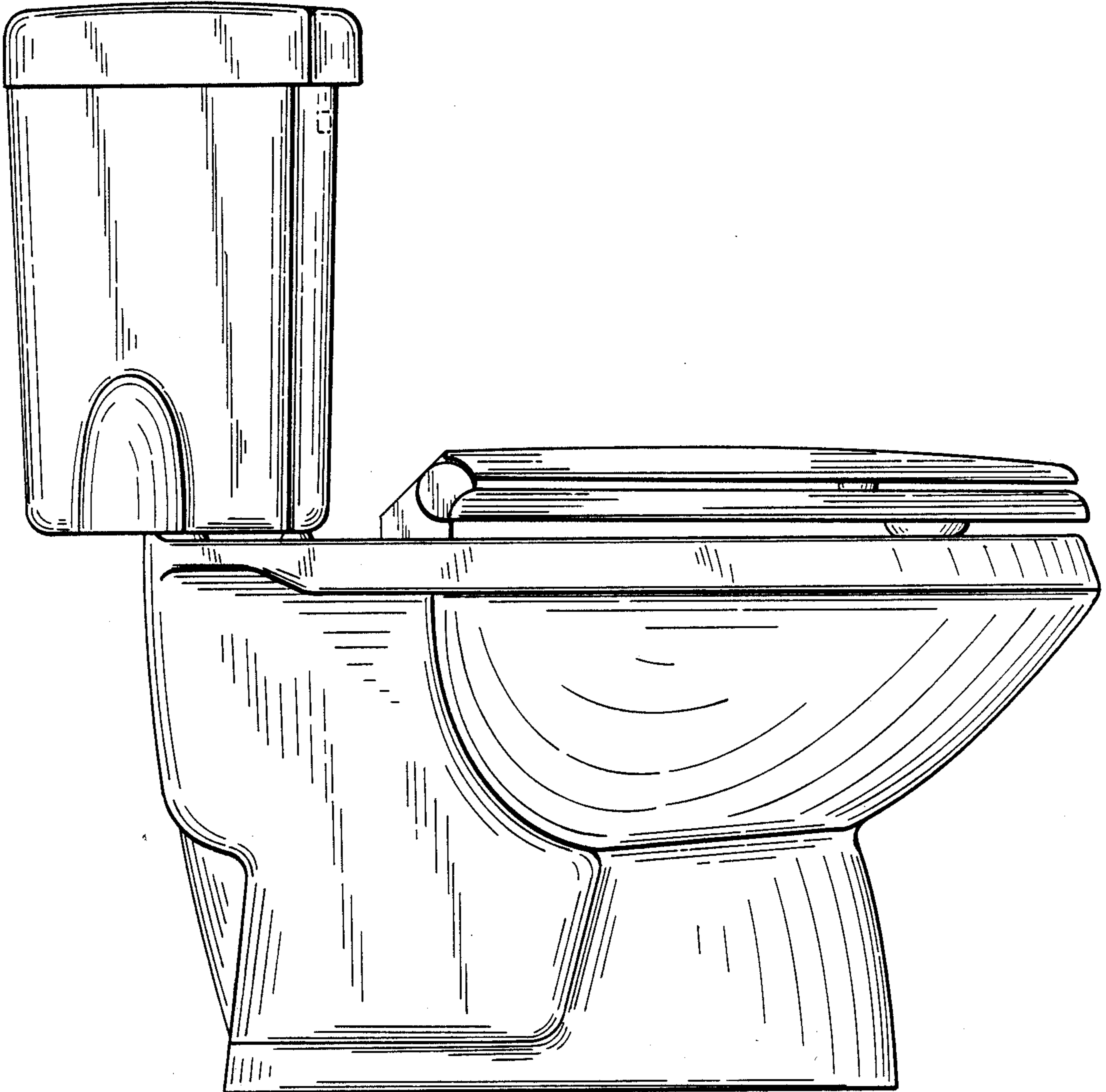


FIG. 3

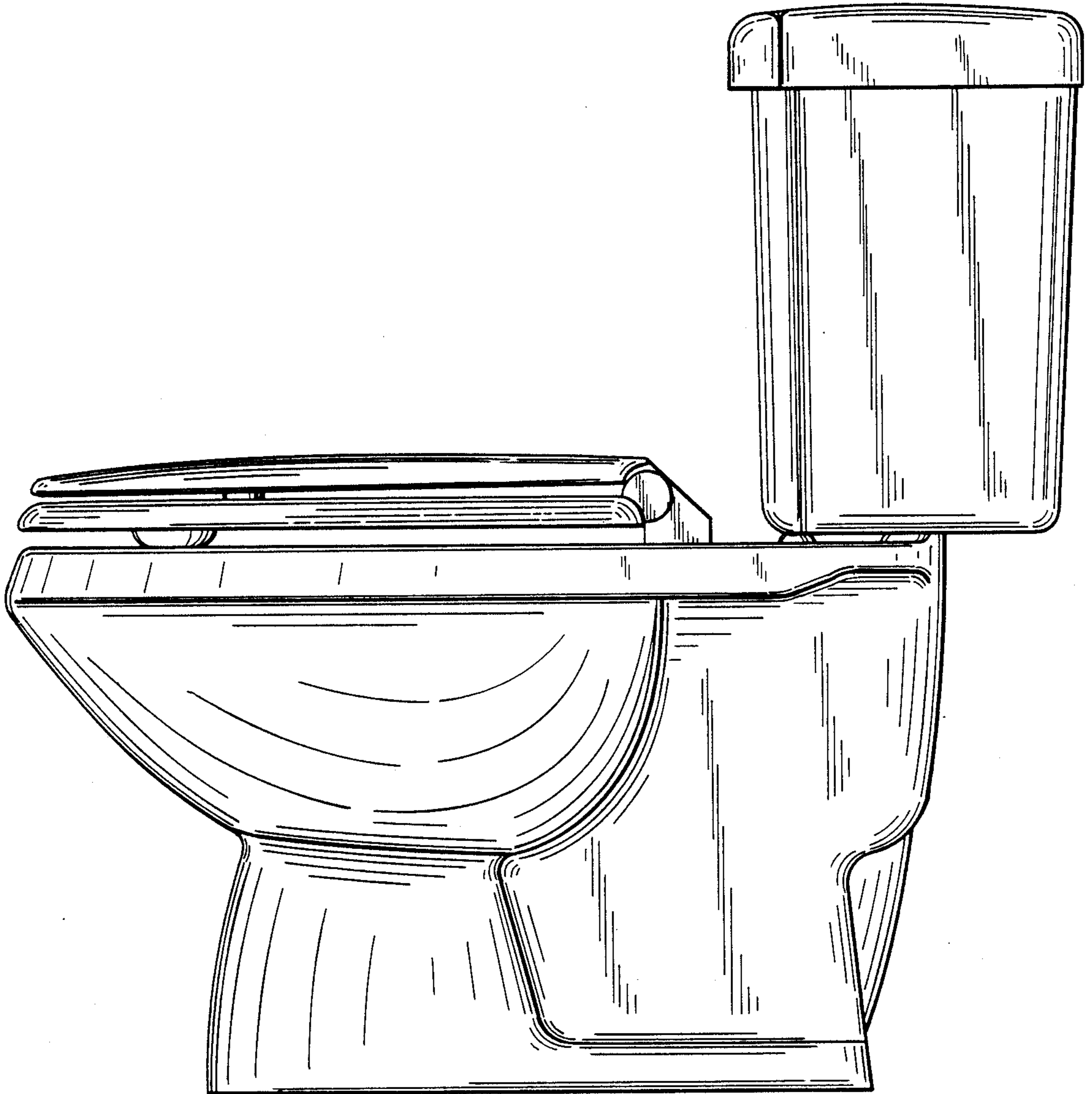


FIG. 4

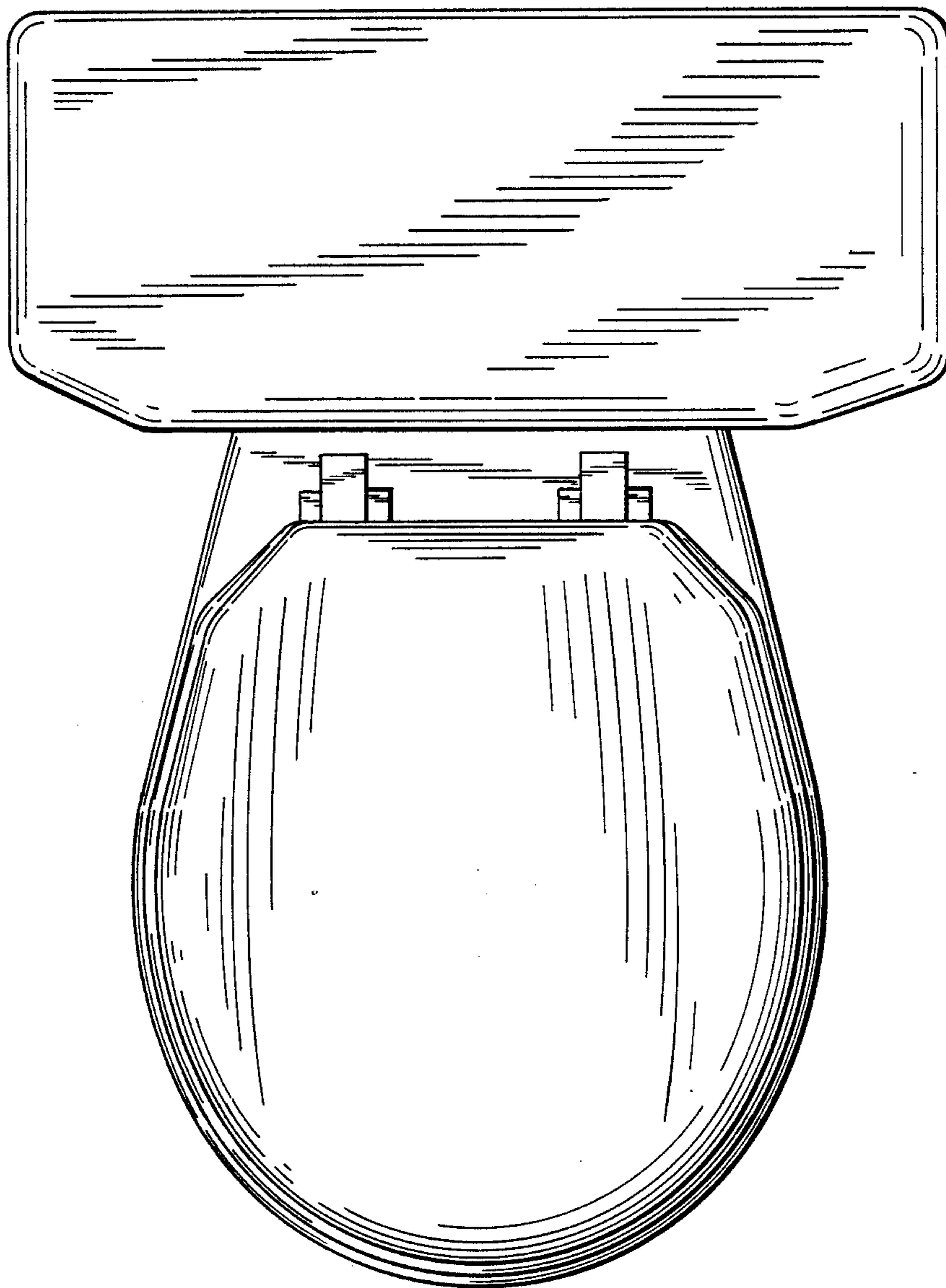


FIG. 5




FIG. 6




FIG. 7

