

[54] ADJUSTABLE UNIT FOR A HAND SHOWER OR THE LIKE

[76] Inventor: Rocco Cifaldi, 18 Blackthorn Crescent, London, Ontario, Canada, N6B 2V6

[\*\*] Term: 14 Years

[21] Appl. No.: 926,263

[22] Filed: Nov. 3, 1986

[52] U.S. Cl. .... D23/263

[58] Field of Search .... D23/238-243, D23/208-230, 262, 263; 4/191-192; 137/319, 321, 554, 801; 239/280, 280.5, 282, 525, 530, 588, 445-447, 615

[56] References Cited

U.S. PATENT DOCUMENTS

D. 251,794	5/1979	Smith	.....	D23/238
1,231,305	6/1917	Shepherd	.....	4/191 X
1,327,428	1/1920	Gregory	.....	239/588 X
1,799,815	4/1931	Hoff	.....	4/191
1,840,812	1/1932	Hardy	.....	4/615 X

1,985,502	12/1934	Isenberg	.....	239/587 X
1,986,355	1/1935	Pajari	.....	4/191
2,005,196	6/1935	Mears	.....	4/615 X
2,598,092	5/1952	Alveg	.....	4/191
2,685,093	8/1954	Lundquist	.....	4/191
2,852,307	9/1958	Clark	.....	239/280 X
2,875,452	3/1959	Portolano	.....	4/191
3,110,038	11/1963	Dornbierer	.....	4/191
3,404,410	10/1968	Sumida	.....	4/191
4,561,136	12/1985	Baer	.....	4/191 X

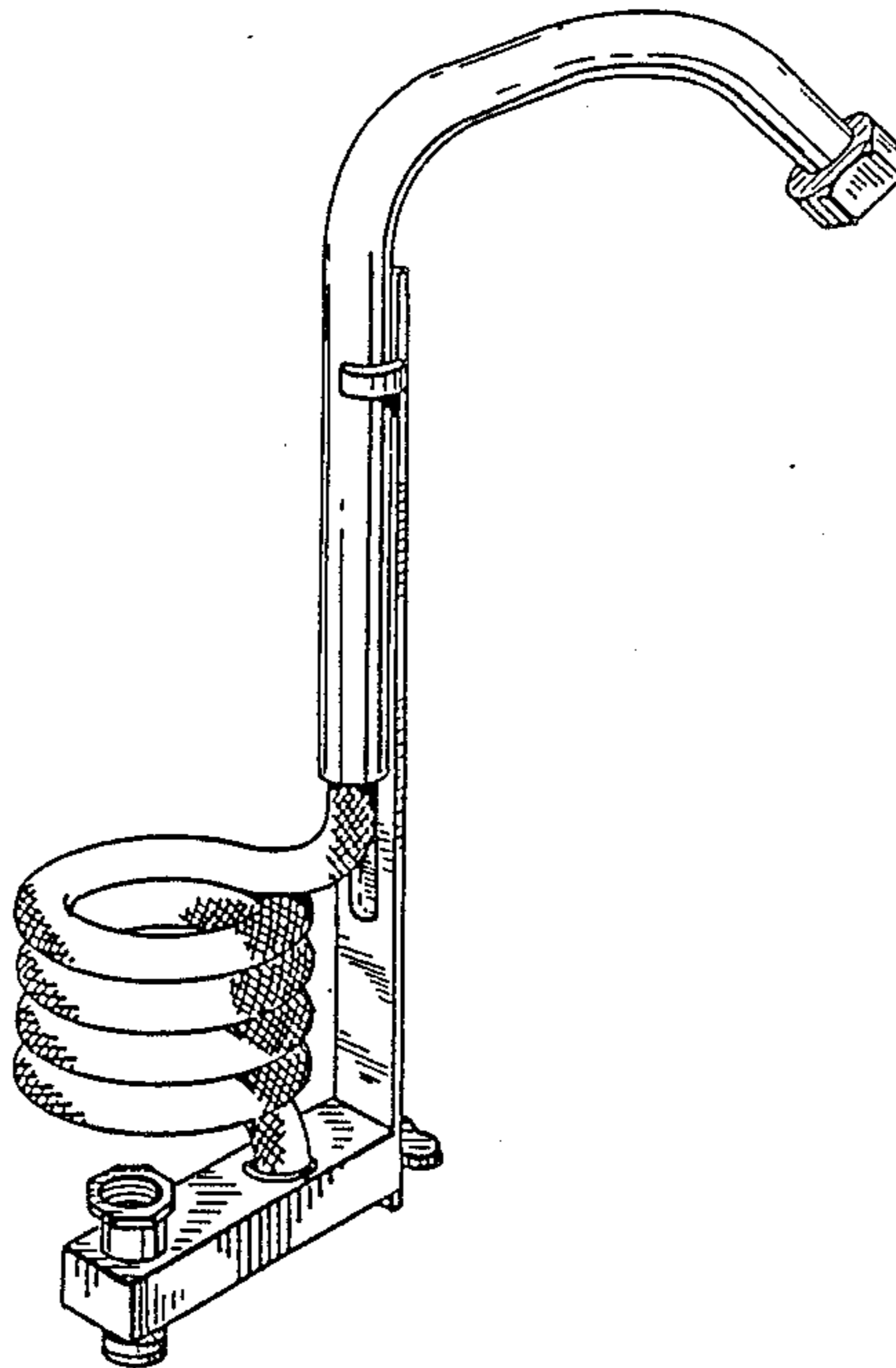
Primary Examiner—James R. Largen  
Attorney, Agent, or Firm—Pollock, Vande Sande & Priddy

[57] CLAIM

The ornamental design for an adjustable unit for a hand shower or the like, as shown.

DESCRIPTION

FIG. 1 is a perspective view taken from the top, rear and left side of a faucet showing my new design; FIG. 2 is a rear elevational view thereof; FIG. 3 is a front elevational view thereof; and FIG. 4 is a top plan view thereof.



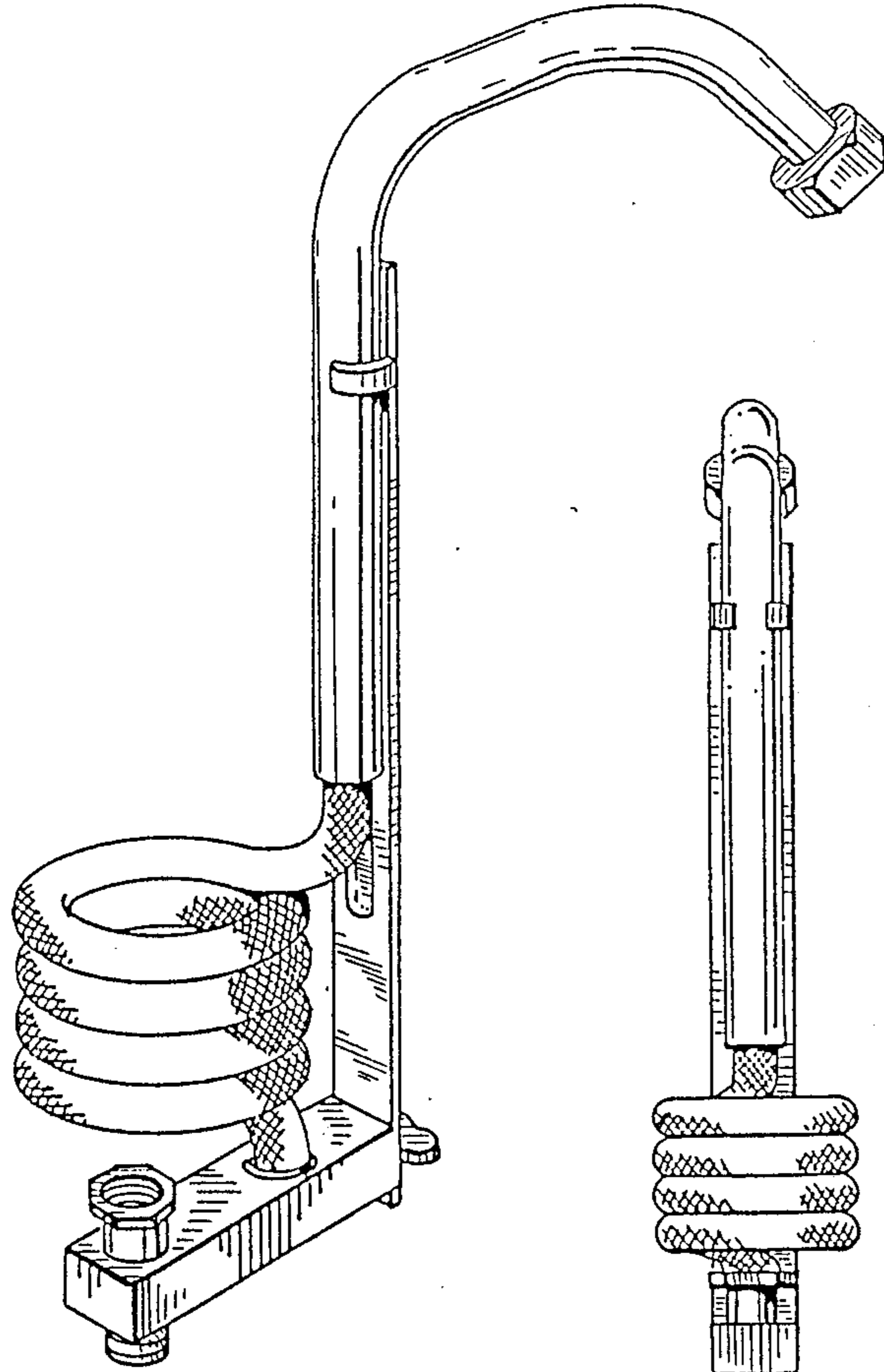


FIG. 1

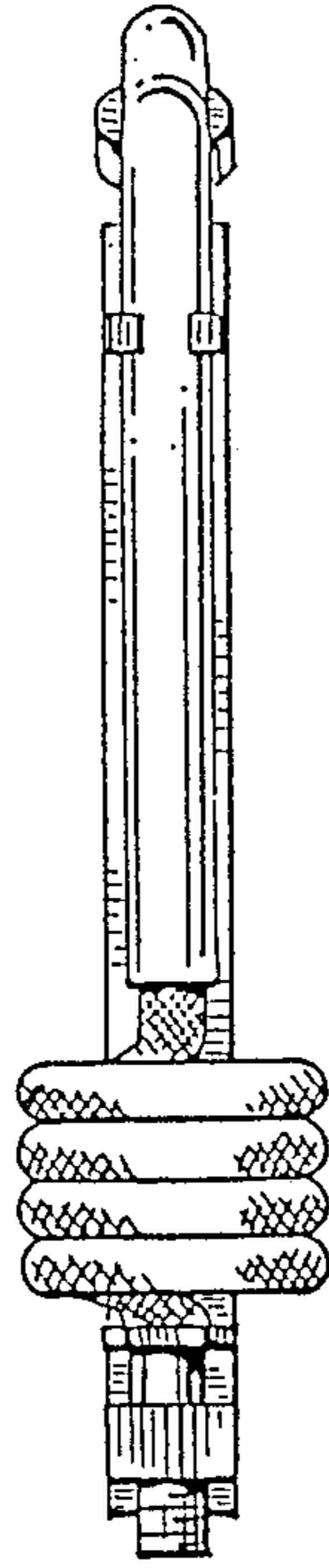


FIG. 2

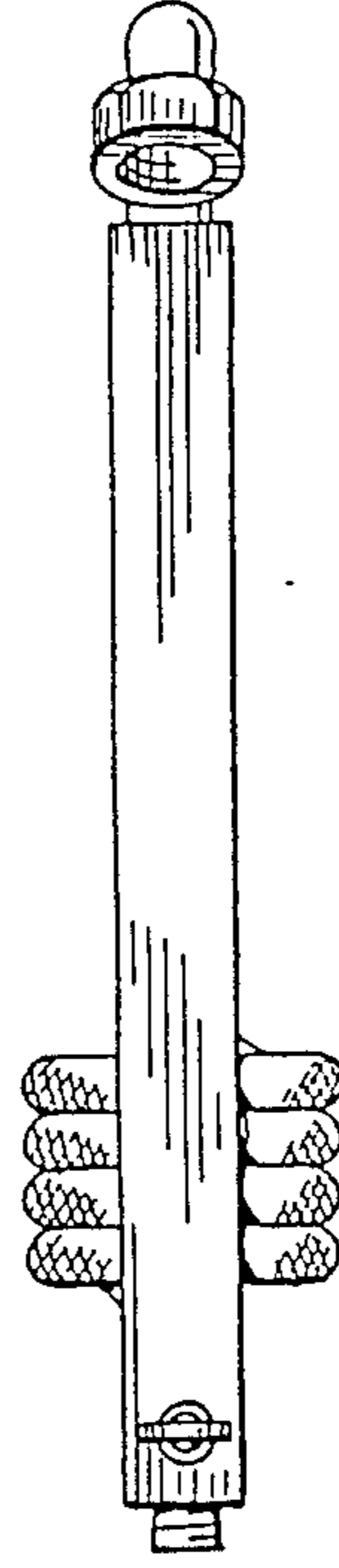


FIG. 3

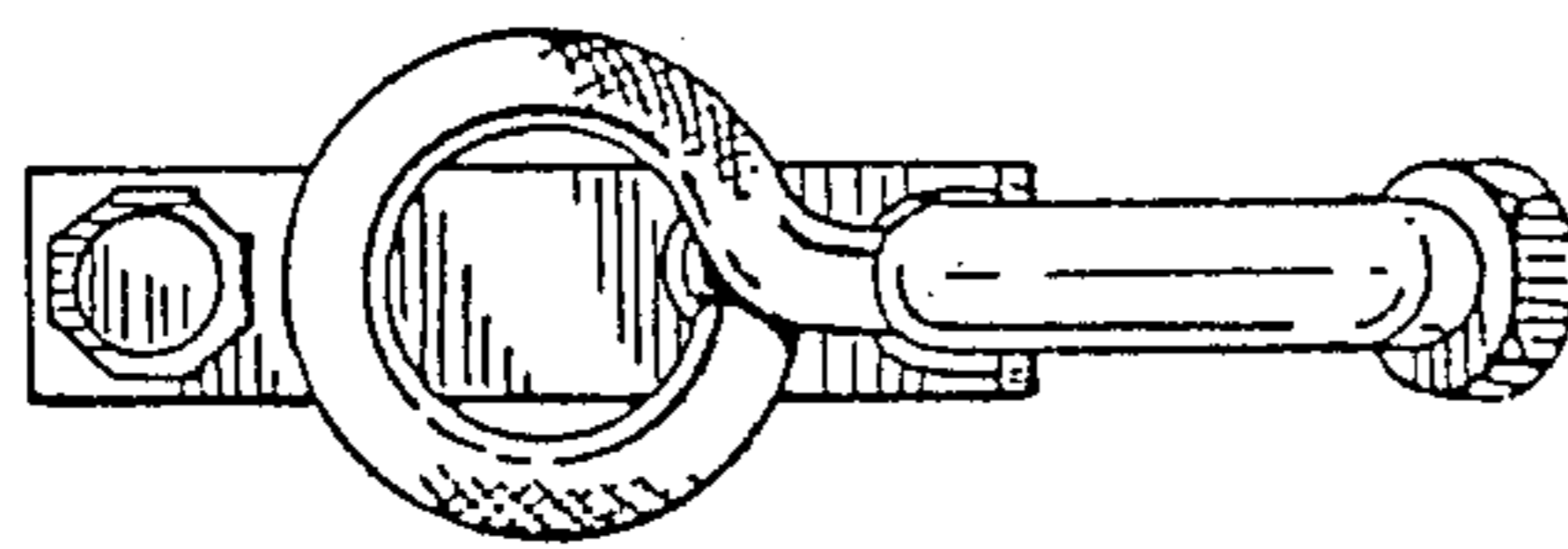


FIG. 4