

United States Patent [19]

Crawford et al.

[11] Patent Number: **Des. 310,388**

[45] Date of Patent: **** Sep. 4, 1990**

[54] **HOLDER FOR DISPLAY SIGNS OR THE LIKE**

1,661,948 3/1928 Inness 40/606
2,211,015 7/1938 Kay 40/611
4,425,727 1/1984 Waldekranty 40/611

[75] Inventors: **Dennis Crawford, Carrollton; Barry Rutherford, Dallas, both of Tex.**

Primary Examiner—Wallace R. Burke
Assistant Examiner—Marcus Jackson
Attorney, Agent, or Firm—Johnson & Gibbs

[73] Assignee: **Chippenhook, Inc., Lewisville, Tex.**

[**] Term: **14 Years**

[57] **CLAIM**

[21] Appl. No.: **202,938**

The ornamental design for a holder for display signs or the like, as shown and described.

[22] Filed: **Jun. 3, 1988**

[52] U.S. Cl. **D20/10**

[58] Field of Search **D20/10, 15, 27, 29, D20/39, 34; 40/617, 618, 621, 584, 585, 489, 490, 491, 606, 624, 619, 611, 597**

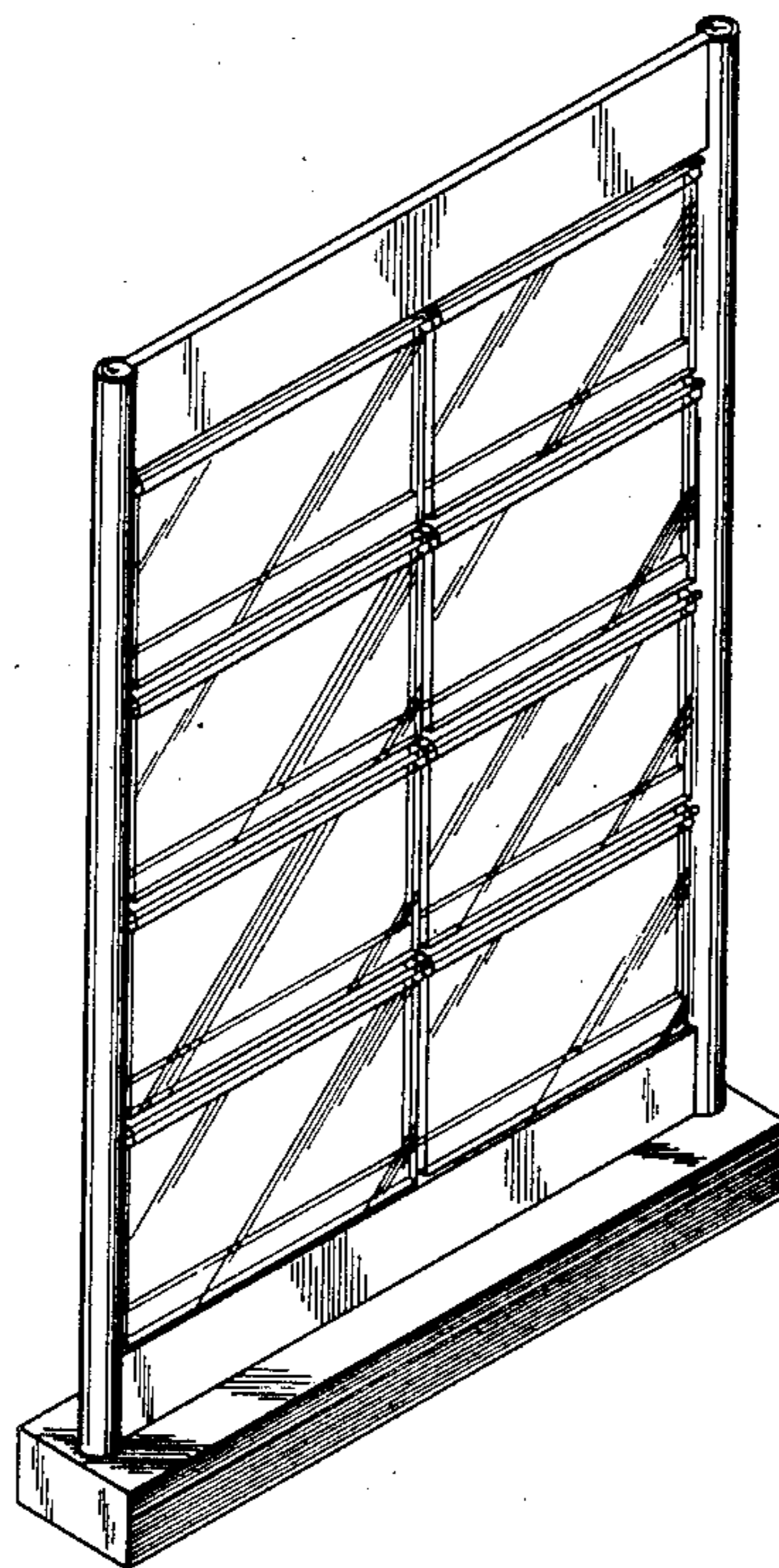
DESCRIPTION

FIG. 1 is a perspective view of a holder for display signs or the like showing my new design;
FIG. 2 is a top plan view thereof;
FIG. 3 is a bottom plan view thereof;
FIG. 4 is a front elevational view, with the opposite side being a mirror image thereof;
FIG. 5 is a left side elevational view, with the right side being a mirror image thereof.

[56] **References Cited**

U.S. PATENT DOCUMENTS

82,756 10/1968 Seawell 40/584
96,182 7/1935 Hammer D20/10



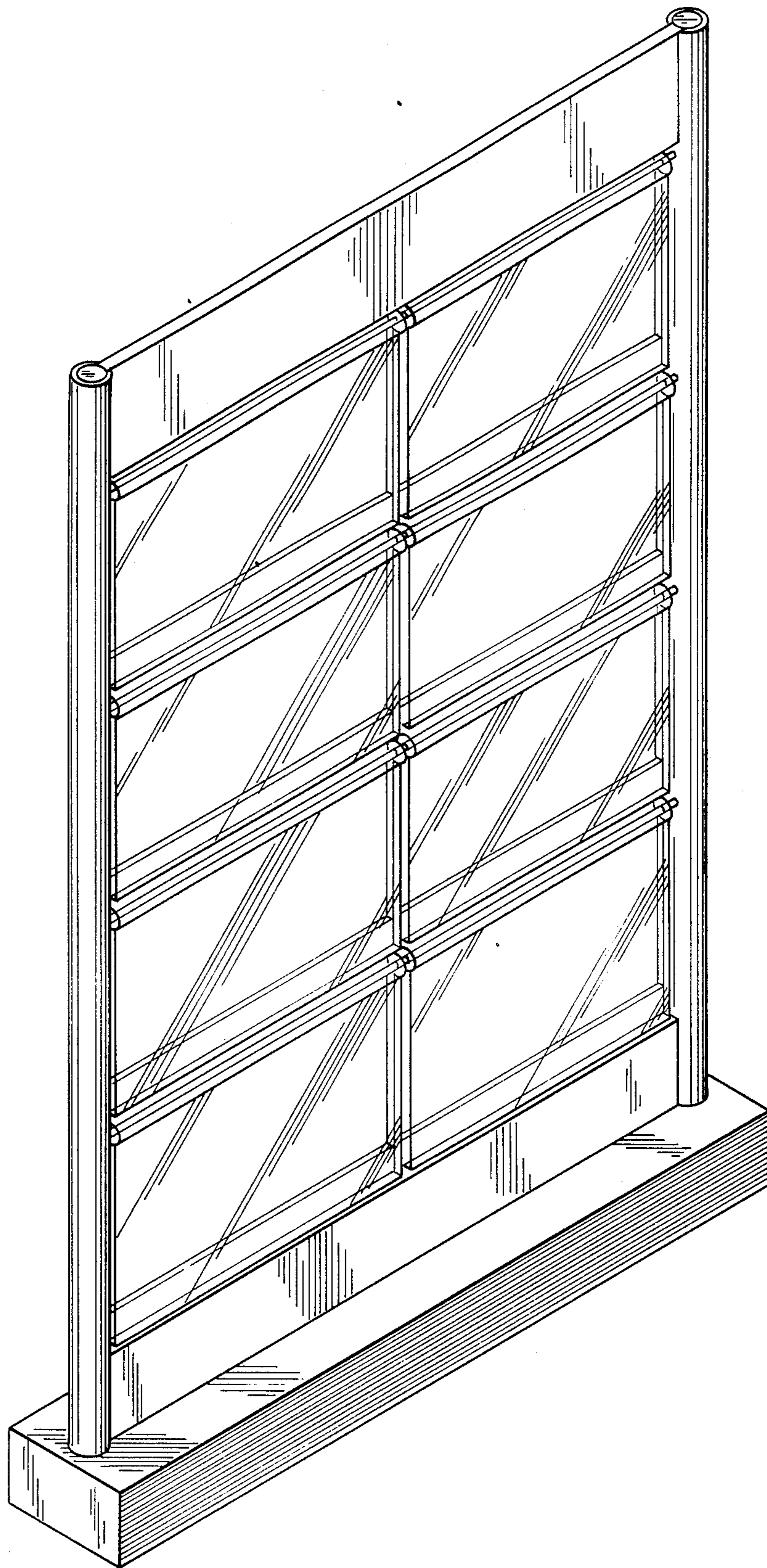


FIG. 1

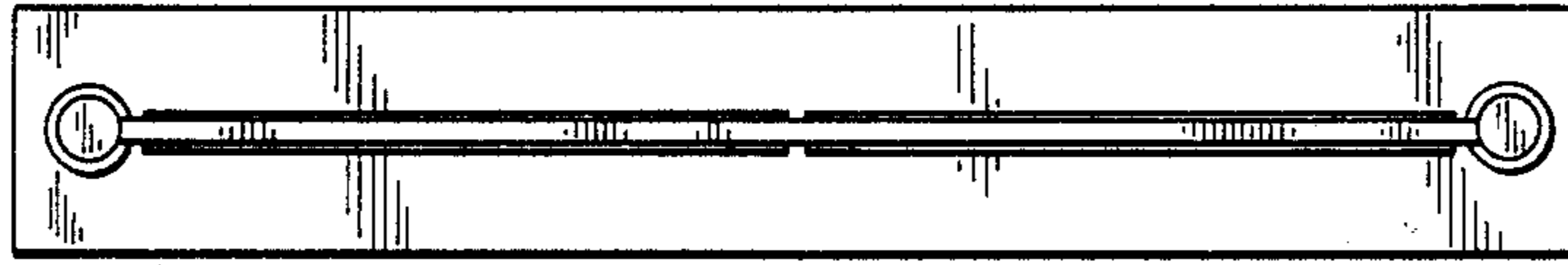


FIG. 2




FIG. 3




FIG. 4

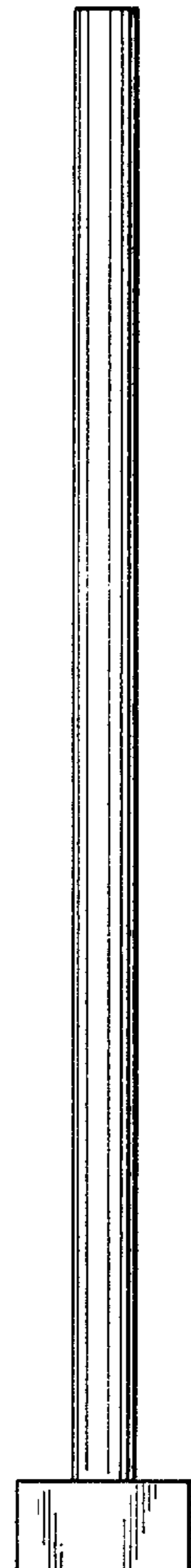


FIG. 5