

[54] ELECTRONIC TYPEWRITER

[75] Inventors: Seiichi Omino, Tokyo; Takuma Kanno, Hachioji, both of Japan

[73] Assignee: Canon Kabushiki Kaisha, Tokyo, Japan

[\*\*] Term: 14 Years

[21] Appl. No.: 81,163

[22] Filed: Aug. 4, 1987

[30] Foreign Application Priority Data

Feb. 9, 1987 [JP] Japan ..... 62-4938

[52] U.S. Cl. .... D18/1

[58] Field of Search ..... D18/1, 2, 11; D14/100, D14/106; 400/109-111, 472, 485, 486, 691-694

[56] References Cited

U.S. PATENT DOCUMENTS

- D. 282,551 2/1986 Nibley et al. .... D18/1
- D. 290,615 6/1987 Yamamoto ..... D18/1
- D. 290,713 7/1987 Miyamoto et al. .... D18/1
- D. 291,092 7/1987 Egli ..... D18/1

- D. 291,580 8/1987 Nibley et al. .... D18/1
- D. 292,806 11/1987 Omino et al. .... D18/1
- D. 294,596 3/1988 Gubbe et al. .... D18/1
- D. 295,288 4/1988 Omino et al. .... D18/1
- D. 298,635 11/1988 Tsukada ..... D18/1
- D. 300,146 3/1989 Tsukada ..... D18/1

Primary Examiner—Nelson C. Holtje  
Assistant Examiner—Caron D. Veynar  
Attorney, Agent, or Firm—Fitzpatrick, Cella, Harper & Scinto

[57] CLAIM

The ornamental design for an electronic typewriter, as shown and described.

DESCRIPTION

FIG. 1 is a front elevational view of an electronic typewriter showing our new design;  
FIG. 2 is a rear elevational view thereof;  
FIG. 3 is a top plan view thereof;  
FIG. 4 is a bottom plan view thereof;  
FIG. 5 is a left side elevational view thereof;  
FIG. 6 is a right side elevational view thereof; and  
FIG. 7 is a perspective view thereof.




FIG. 1




FIG. 2

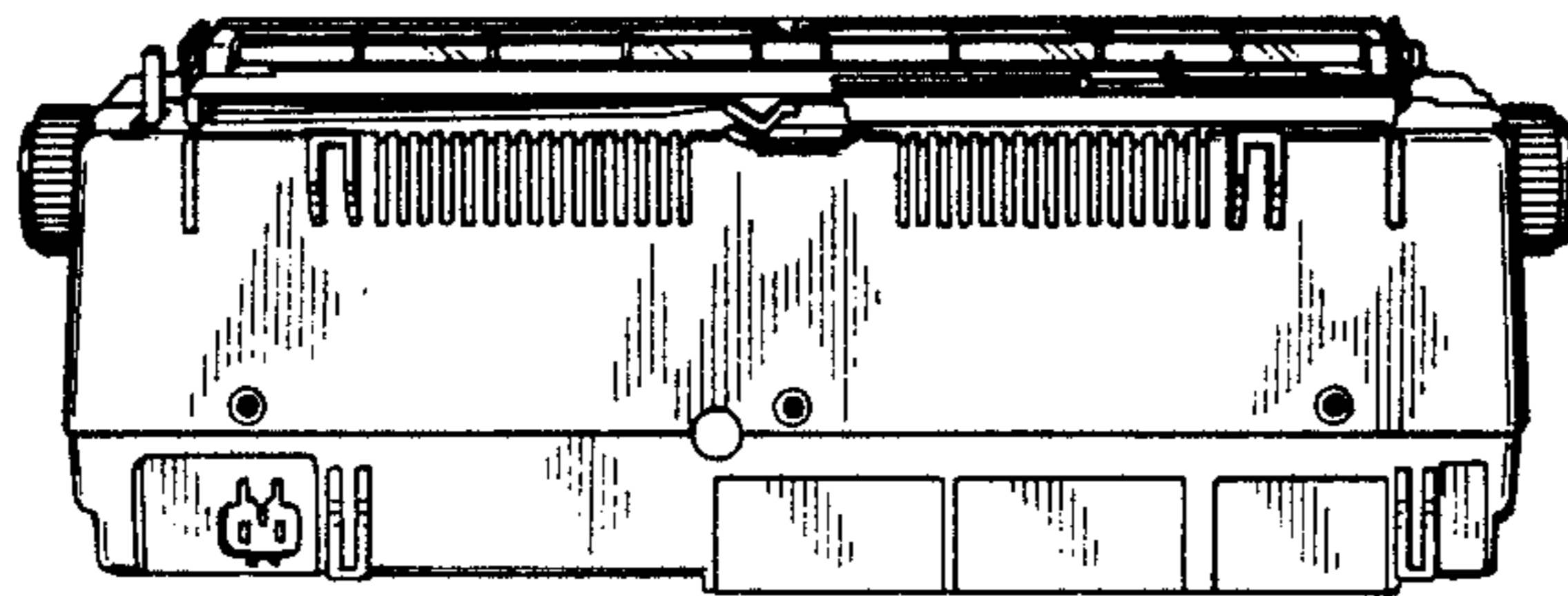


FIG. 3




FIG. 4

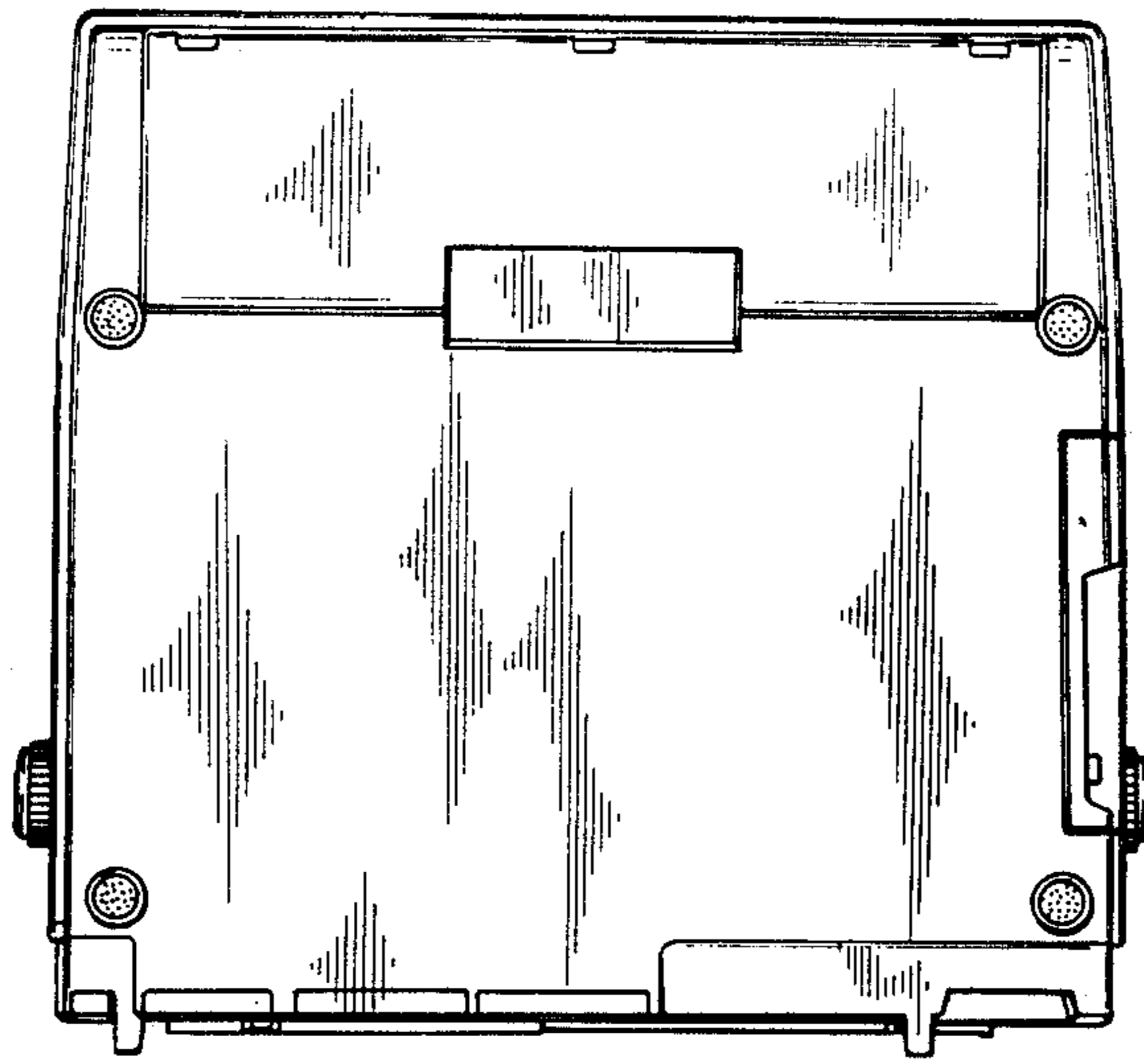


FIG. 5

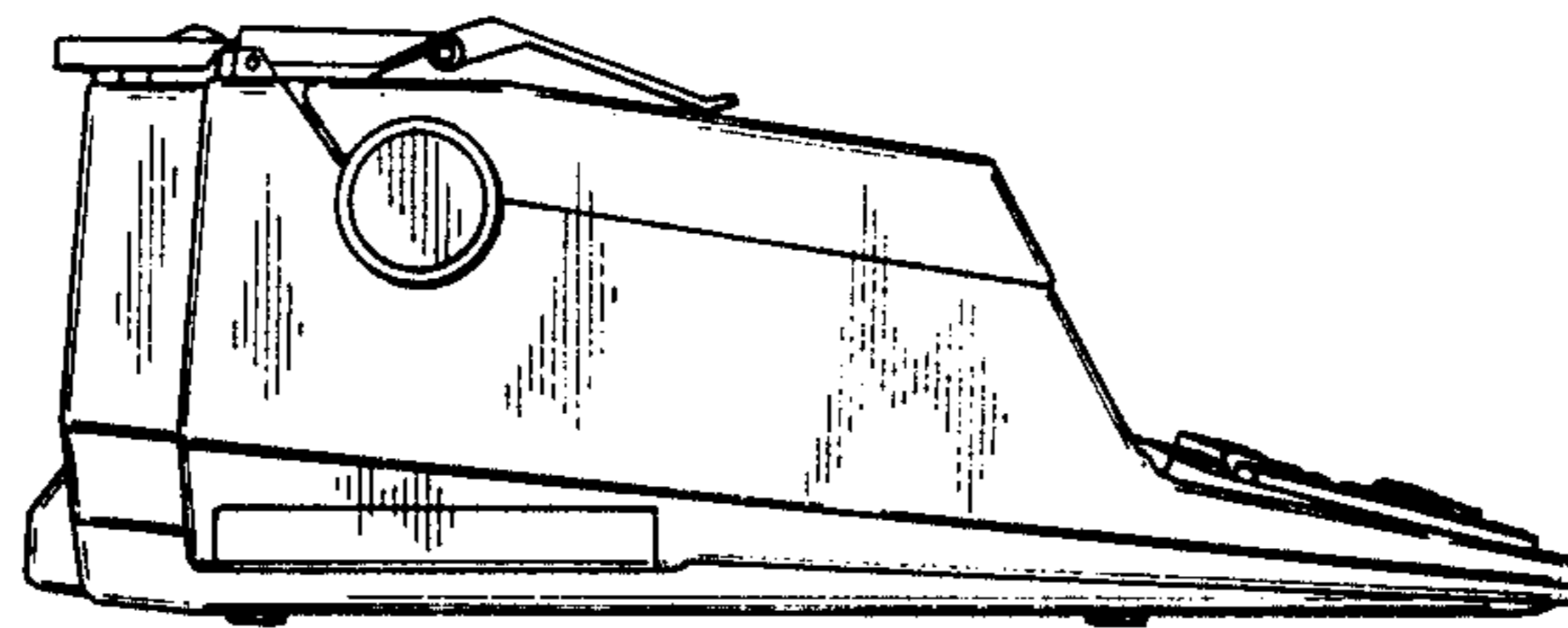


FIG. 6

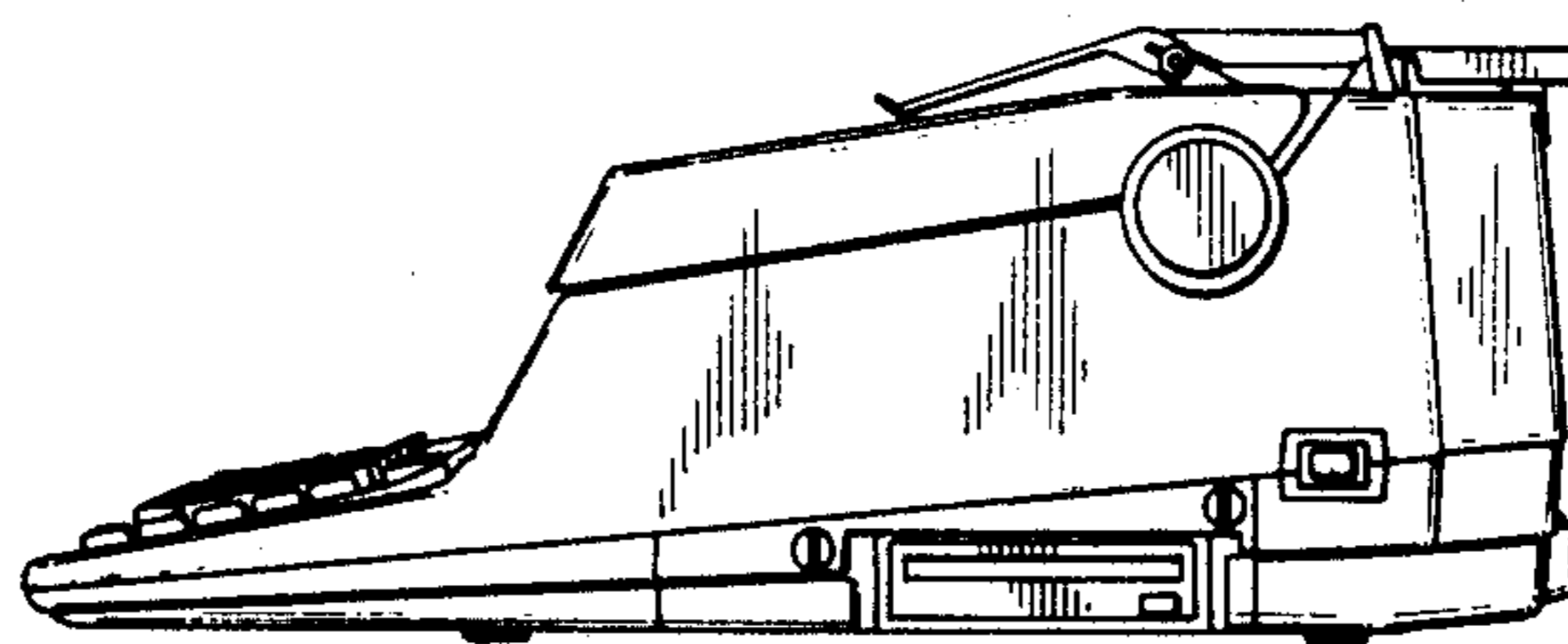


FIG. 7

