

[54] **FRONT PANEL FOR A GRAPHIC EQUALIZER OR SIMILAR ARTICLE**

[75] **Inventors: David F. Kolenda, Livonia; Thomas J. Kane, Dearborn, both of Mich.**

[73] **Assignee: Ford Motor Company, Dearborn, Mich.**

[**] **Term: 14 Years**

[21] **Appl. No.: 51,115**

[22] **Filed: May 18, 1987**

[52] **U.S. Cl. D14/258**

[58] **Field of Search D14/124, 156-172, D14/188-198, 217, 257-258, 260, 265, 299; 455/344-346, 350, 351**

[56] **References Cited**

U.S. PATENT DOCUMENTS

- D. 279,182 6/1985 Shenk, Jr. .
- D. 288,198 2/1987 Stoddard et al. D14/265
- D. 288,813 3/1987 Weissberg D14/198

OTHER PUBLICATIONS

Stereo Review; May 1987; p. 42; Blaupunkt Model SQR 46.

Audio; Nov. 1986; p. 43; bottom right—Fujitsu car audio system.

Audio; Dec. 1986; p. 33; Pioneer Model KEX-900.

Primary Examiner—Theodore M. Shooman
Attorney, Agent, or Firm—Mark L. Mollon; Paul K. Godwin

[57] **CLAIM**

The ornamental design for a front panel for a graphic equalizer or similar article, as shown and described.

DESCRIPTION

FIG. 1 is a top, front and right side perspective view of a front panel for a graphic equalizer or similar article showing our new design;


FIG. 2 is a front elevational view thereof;

FIG. 3 is a bottom plan view thereof;

FIG. 4 is a left side elevational view thereof; and

FIG. 5 is a right side elevational view thereof.

The broken line showing of the cabinet is for illustrative purposes only and forms no part of the claimed design.



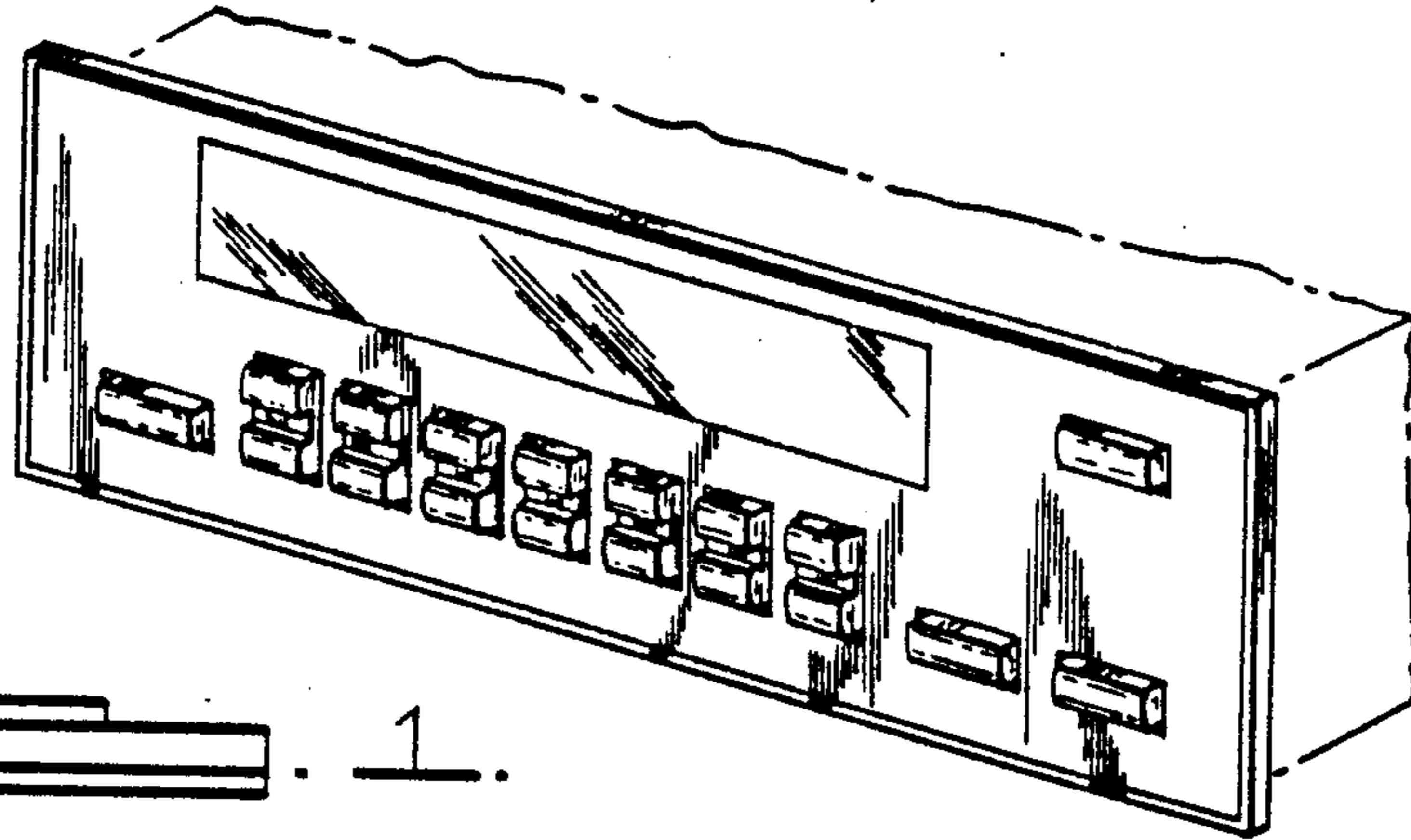


FIG. 1.

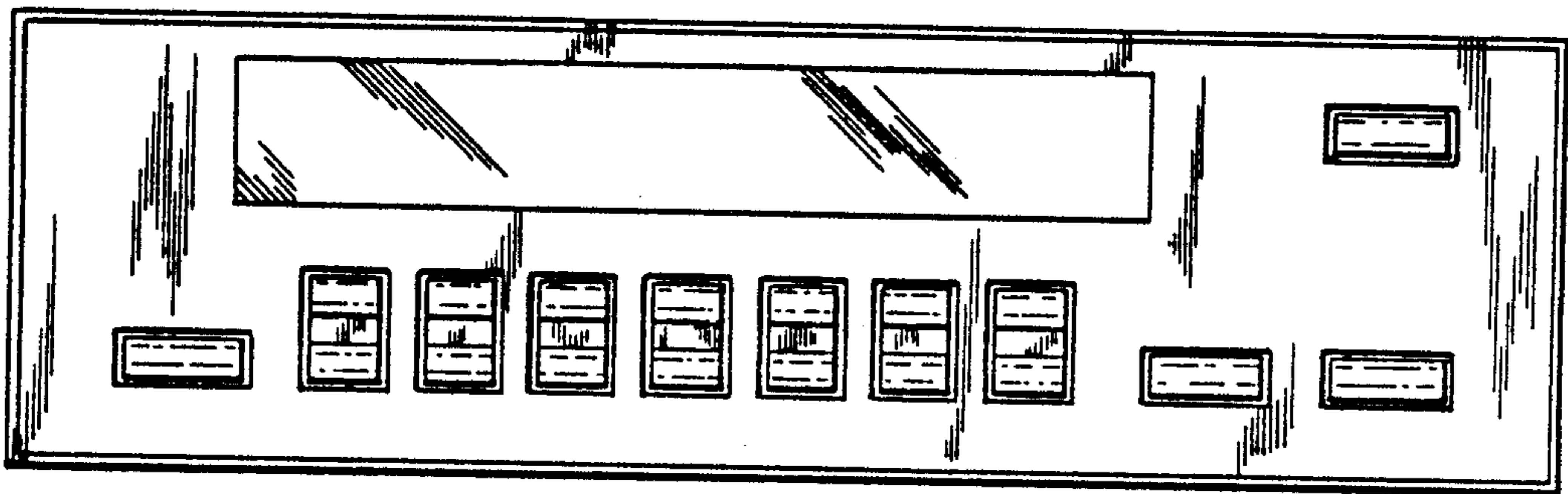


FIG. 2.




FIG. 3.




FIG. 4.

FIG. 5.