

[54] COMBINED WORD PROCESSOR AND COMPUTER

[75] Inventors: Hideyuki Horie, Chiba; Masahiko Tabuchi; Yoshihiko Sugano, both of Tokyo, Japan

[73] Assignee: Kabushiki Kaisha Toshiba, Kanagawa, Japan

[**] Term: 14 Years

[21] Appl. No.: 131,387

[22] Filed: Dec. 10, 1987

[30] Foreign Application Priority Data

Jul. 6, 1987 [JP] Japan 62-27197

[52] U.S. Cl. D14/100; D18/1

[58] Field of Search D14/100-117; D18/1, 7, 11, 12; 235/145 A, 145 R; 340/700, 706, 711, 712; 341/22, 23; 358/249, 254; 364/706-710; 312/198, 208; 400/472, 479, 486, 489

[56] References Cited

U.S. PATENT DOCUMENTS

- D. 282,080 1/1986 Bellini D18/1
- D. 284,474 7/1986 Sawada D14/100
- D. 285,804 9/1986 Cathey D14/106 X

- D. 290,845 7/1987 Yubisui et al. D18/1 X
- D. 300,434 3/1989 Tamada et al. D18/1

OTHER PUBLICATIONS

Sharp Word Processor Catalogue, dated, May 21, 1987.

Primary Examiner—Susan J. Lucas
Assistant Examiner—Freda S. Nunn
Attorney, Agent, or Firm—Banner, Birch, McKie & Beckett

[57] CLAIM

The ornamental design for a combined word processor and computer, as shown and described.

DESCRIPTION

FIG. 1 is a top, front and right side perspective view of a word processor having a function as an electronic computer showing our new design, FIG. 2 is a front elevational view thereof, FIG. 3 is a rear elevational view thereof, FIG. 4 is a top plan view thereof, FIG. 5 is a bottom plan view thereof, FIG. 6 is a left side elevational view thereof, FIG. 7 is a top, front and right side perspective view thereof, the display panel in raised position, the printer cover in opened position and the carrying handle in extended position. The floppy disk is shown in broken lines for illustrative purposes only and forms no part of the claimed design.




FIG. 1




FIG. 2

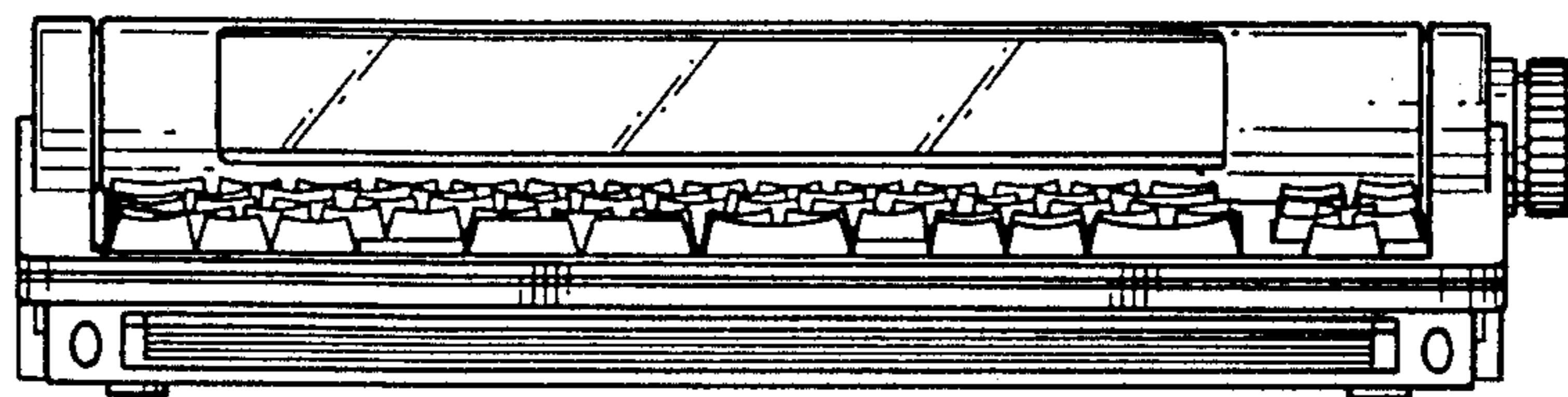


FIG. 3

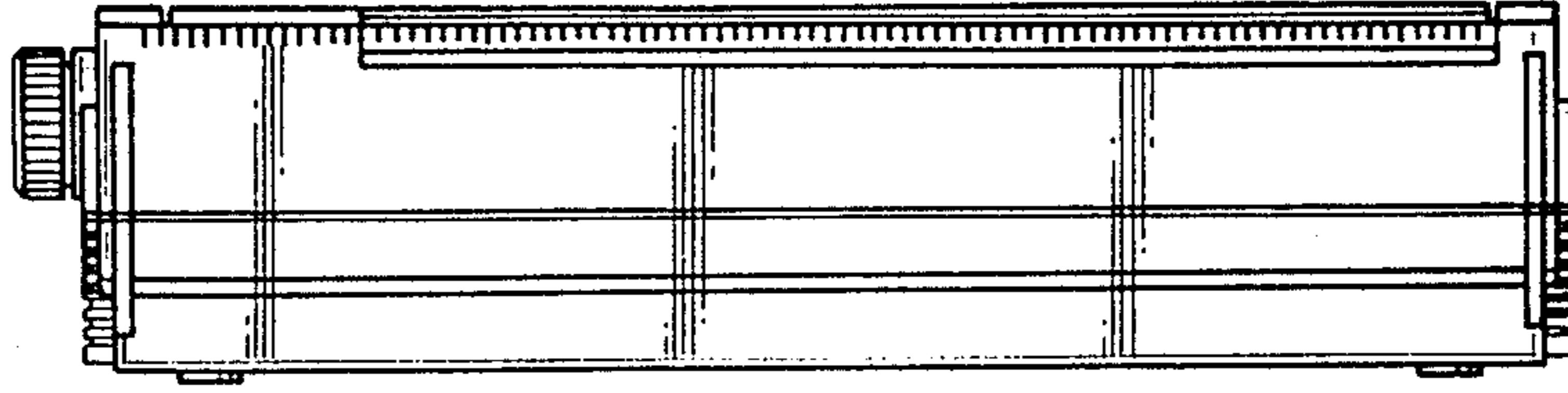


FIG. 4

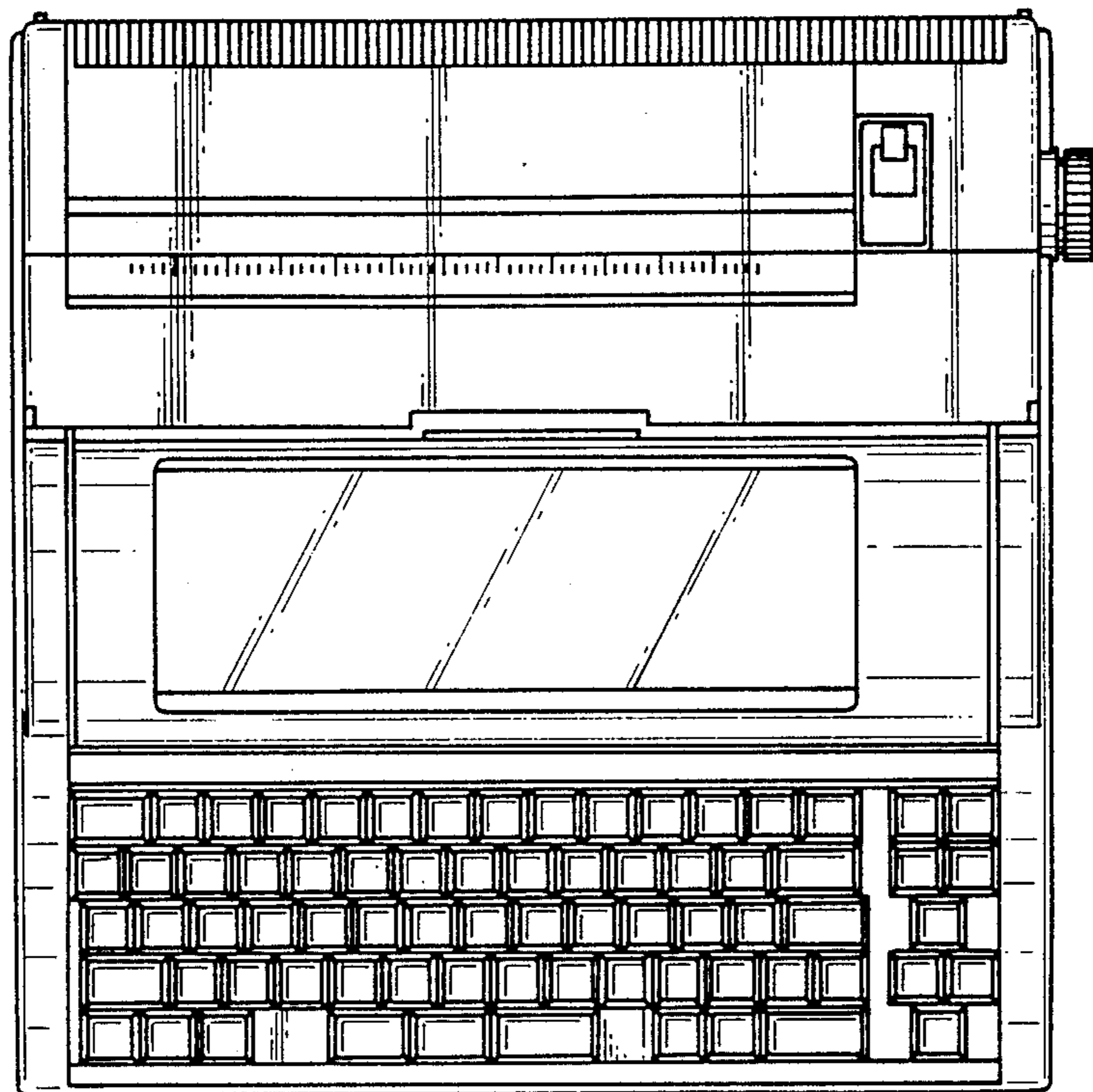


FIG. 5

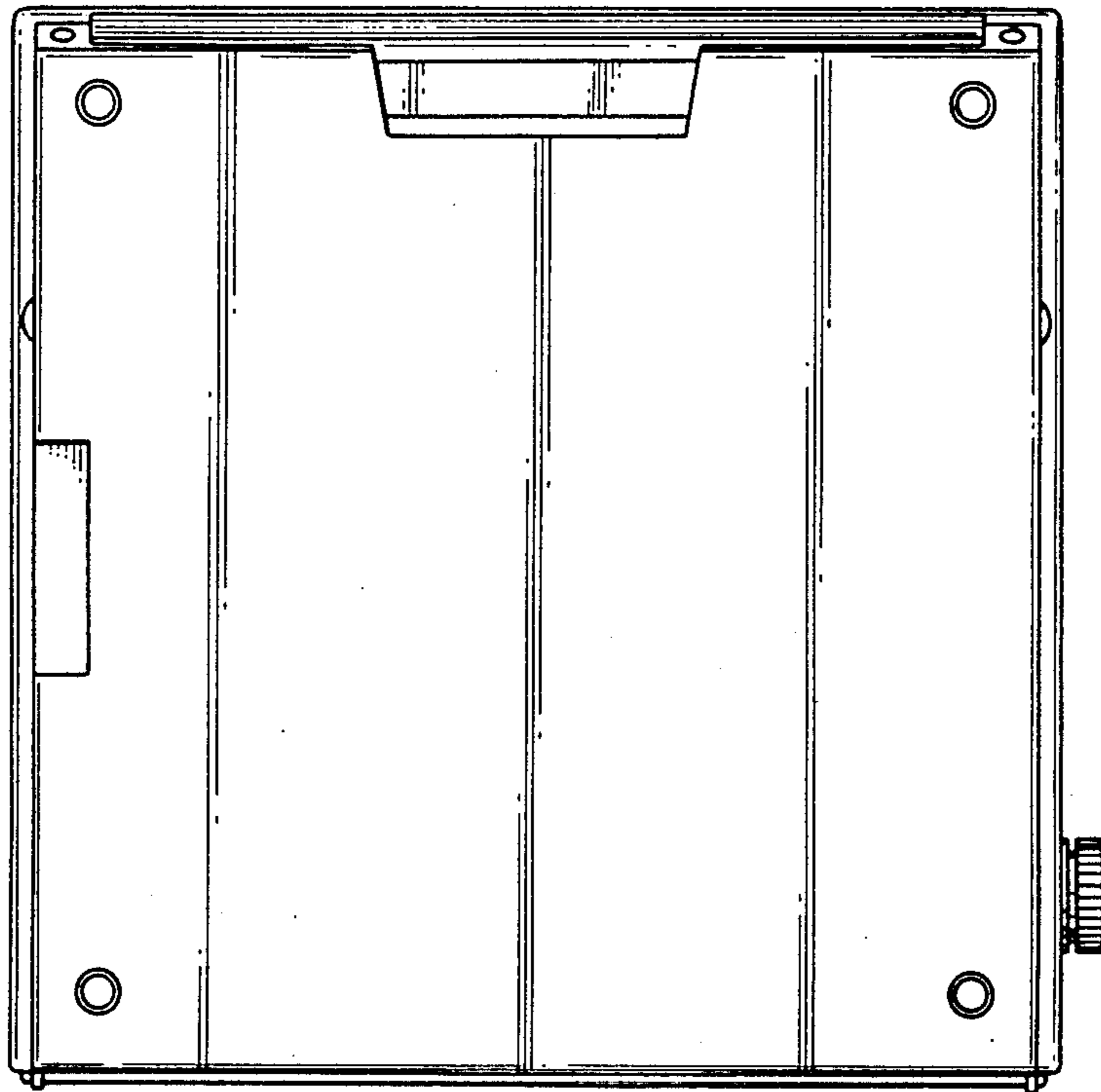


FIG. 6

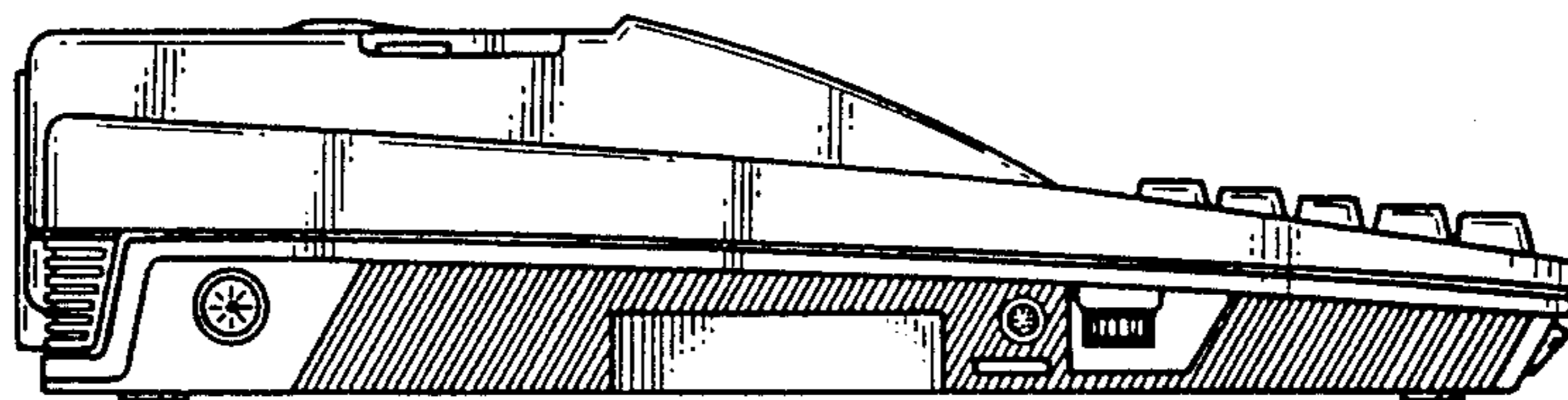


FIG. 7

