

[54] KEY RING

[76] Inventors: Frank Scognamillo, 2331 Oak Hill Dr., Lisle, Ill. 60532; Jay C. Covington, 1203 Lisle Pl., both of Lisle, Ill. 60532

[**] Term: 14 Years

[21] Appl. No.: 922,545

[22] Filed: Oct. 23, 1986

[52] U.S. Cl. D3/61; D11/216

[58] Field of Search D3/61-64; 24/3 K, 371, 373, 241 R, 241 S, 234, 314, 230.5 AD, 241 PS, 241 SP, 241 SB, 239, 241 SL; D11/216, 218, 212

[56] References Cited

U.S. PATENT DOCUMENTS

D. 297,423	8/1988	Kong	D11/216
D. 300,614	4/1989	Geldwerth	D11/216
2,465,328	3/1949	Modrey	70/459
2,640,237	6/1953	Vaisey	24/239
3,186,052	6/1965	Bobrow	24/3 K

4,150,464	4/1979	Tracy	24/77
4,171,555	10/1979	Bakker et al.	24/200
4,569,106	2/1986	Lovato	24/615
4,577,371	3/1966	Kazumi	24/625
4,621,393	11/1986	Ambal	24/171
4,660,259	4/1987	Ausnit	24/587
4,672,725	6/1987	Kasai	24/625
4,779,315	10/1988	Kohus	24/575

Primary Examiner—Louis S. Zarfaz
Assistant Examiner—R. T. Seifert
Attorney, Agent, or Firm—Dressler, Goldsmith, Shore, Sutker & Milnamow, Ltd.

[57] CLAIM

The ornamental design for a key ring, as shown.

DESCRIPTION

FIG. 1 is a top plan view of a keyring showing my new design;
FIG. 2 is a front elevational view;
FIG. 3 is a bottom plan view;
FIG. 4 is a rear elevational view;
FIG. 5 is a right side elevational view; and
FIG. 6 is a left side elevational view.

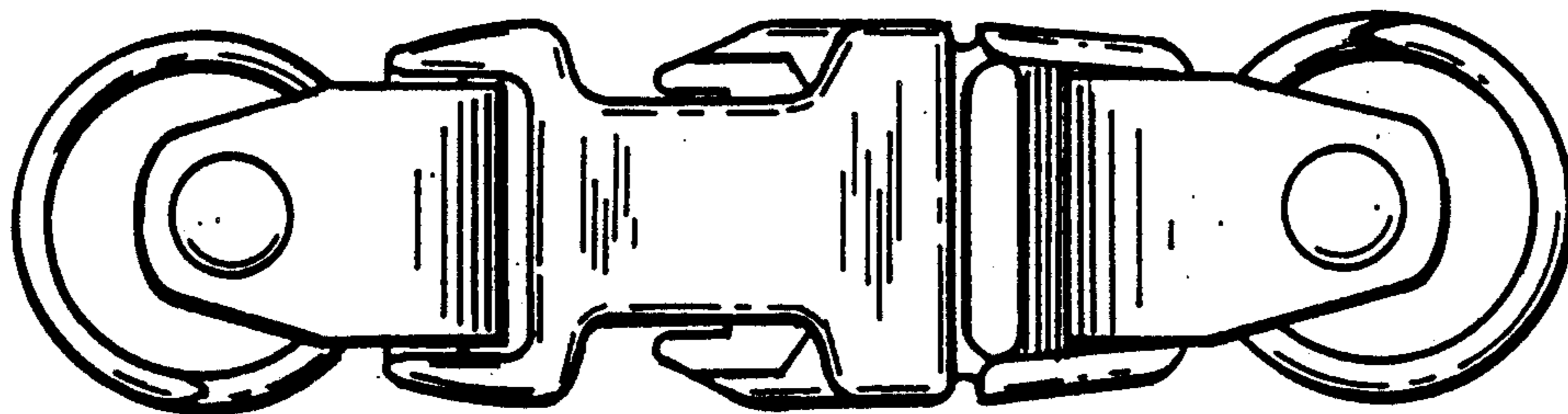


FIG - 1 -

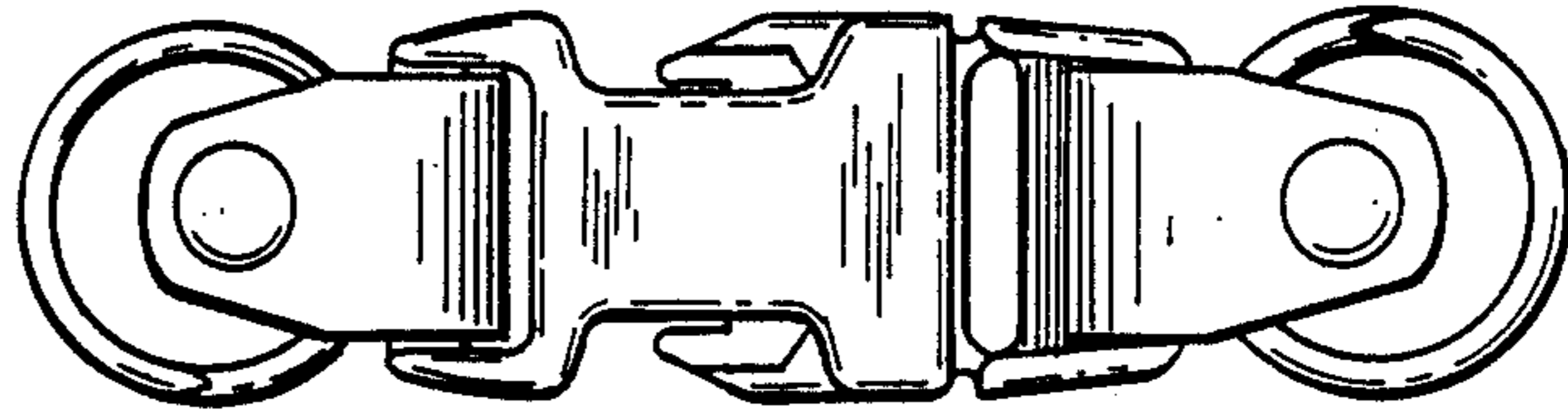


FIG - 2 -



FIG - 3 -

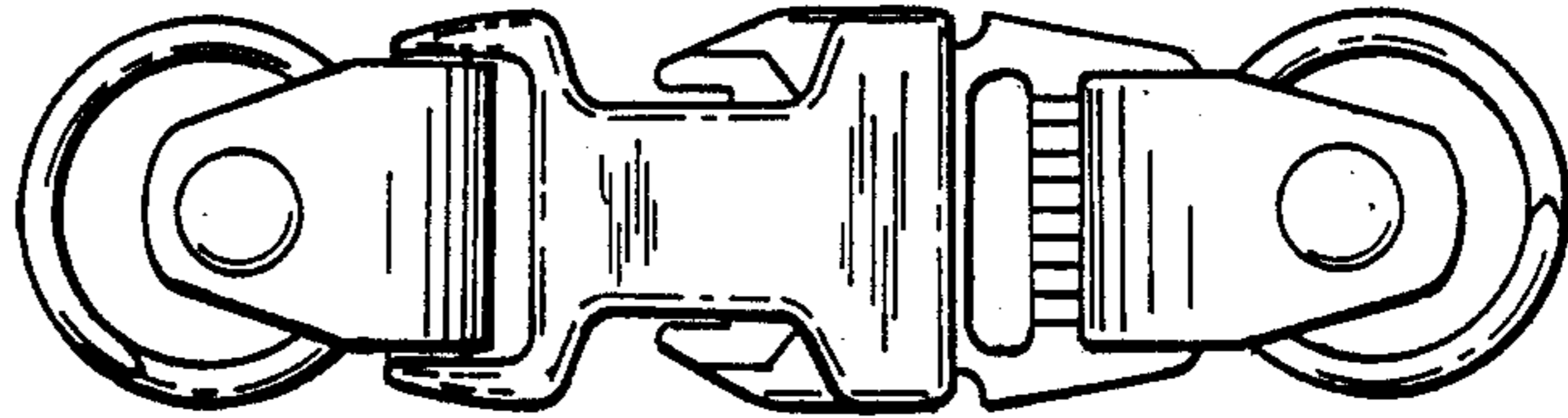


FIG - 4 -




FIG - 5 -




FIG - 6 -