

[54] SECURITY BOX FOR VEHICLES AND THE LIKE

[76] Inventor: William H. Carmichael, 1944 S. Kearney Way, Denver, Colo. 80224

[**] Term: 14 Years

[21] Appl. No.: 140,814

[22] Filed: Jan. 5, 1988

Related U.S. Application Data

[63] Continuation-in-part of Ser. No. 78,881, Jul. 28, 1987, which is a continuation-in-part of Ser. No. 36,966, Apr. 10, 1987.

[52] U.S. Cl. D3/40; D12/155; D99/28

[58] Field of Search D3/40, 78, 99, 35; D12/155, 156; D99/28, 43, 34-36; 224/42.11, 42.42, 273, 275, 327, 329

[56] References Cited

U.S. PATENT DOCUMENTS

- D. 163,587 6/1951 Eddleman et al. D3/39
- D. 212,316 9/1968 Larkin D3/35
- D. 249,670 9/1978 Vanderwaal D12/155
- D. 281,920 12/1985 Lacka D99/28
- 2,920,802 1/1960 Cook D12/156 X


Primary Examiner—Louis S. Zarfaz
Attorney, Agent, or Firm—Fields, Lewis, Pittenger & Rost


[57] CLAIM

The ornamental design for the security box for vehicles and the like, as shown and described.


DESCRIPTION

FIG. 1 is a perspective view of a security box for vehicles and the like showing my new design;
FIG. 2 is a front elevational view;
FIG. 3 is a left side elevation;
FIG. 4 is a top plan view;
FIG. 5 is a rear elevation;
FIG. 6 is a right side elevation; and
FIG. 7 is a bottom plan view.






Fig_1



Fig_2



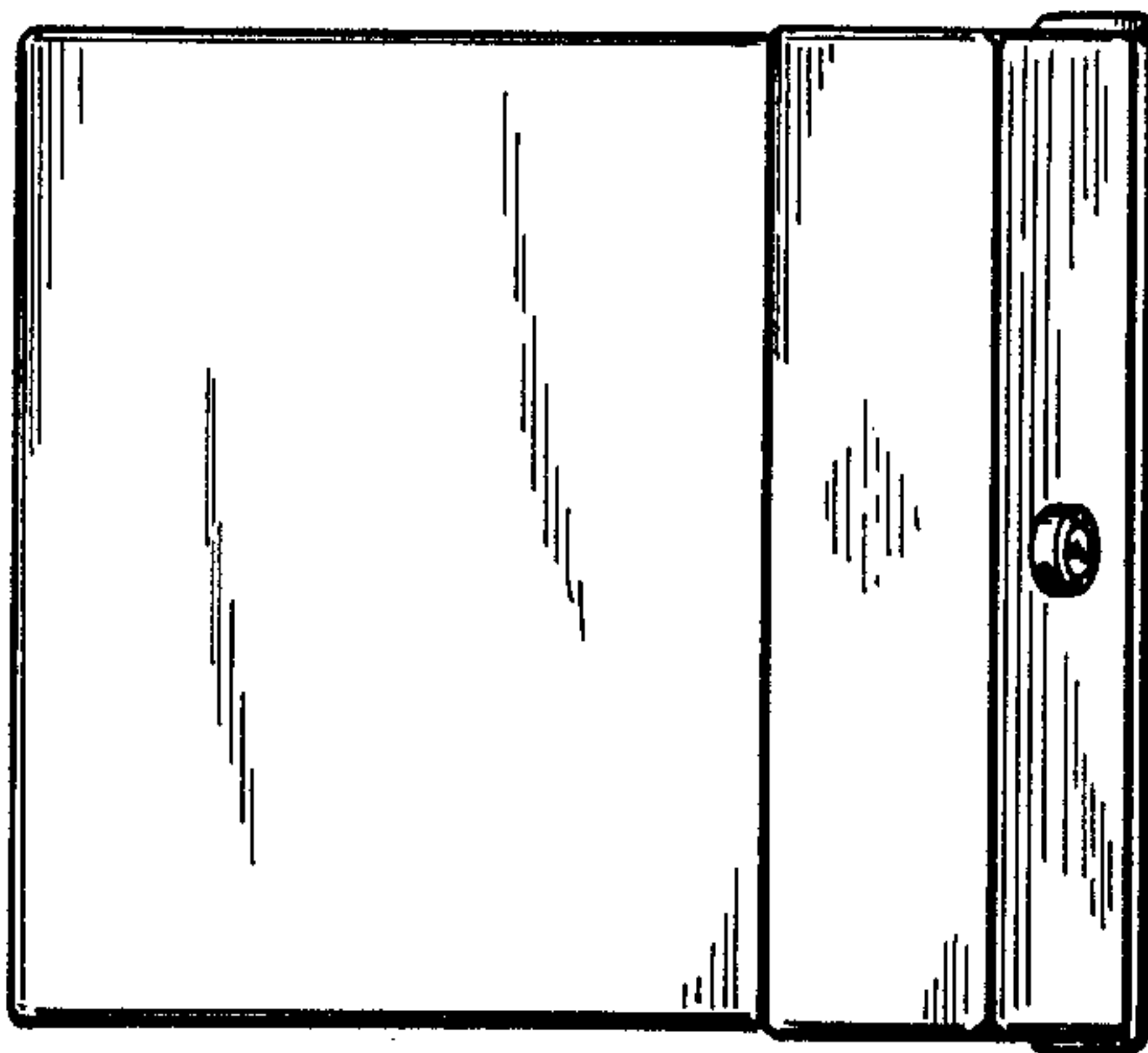
Fig_5



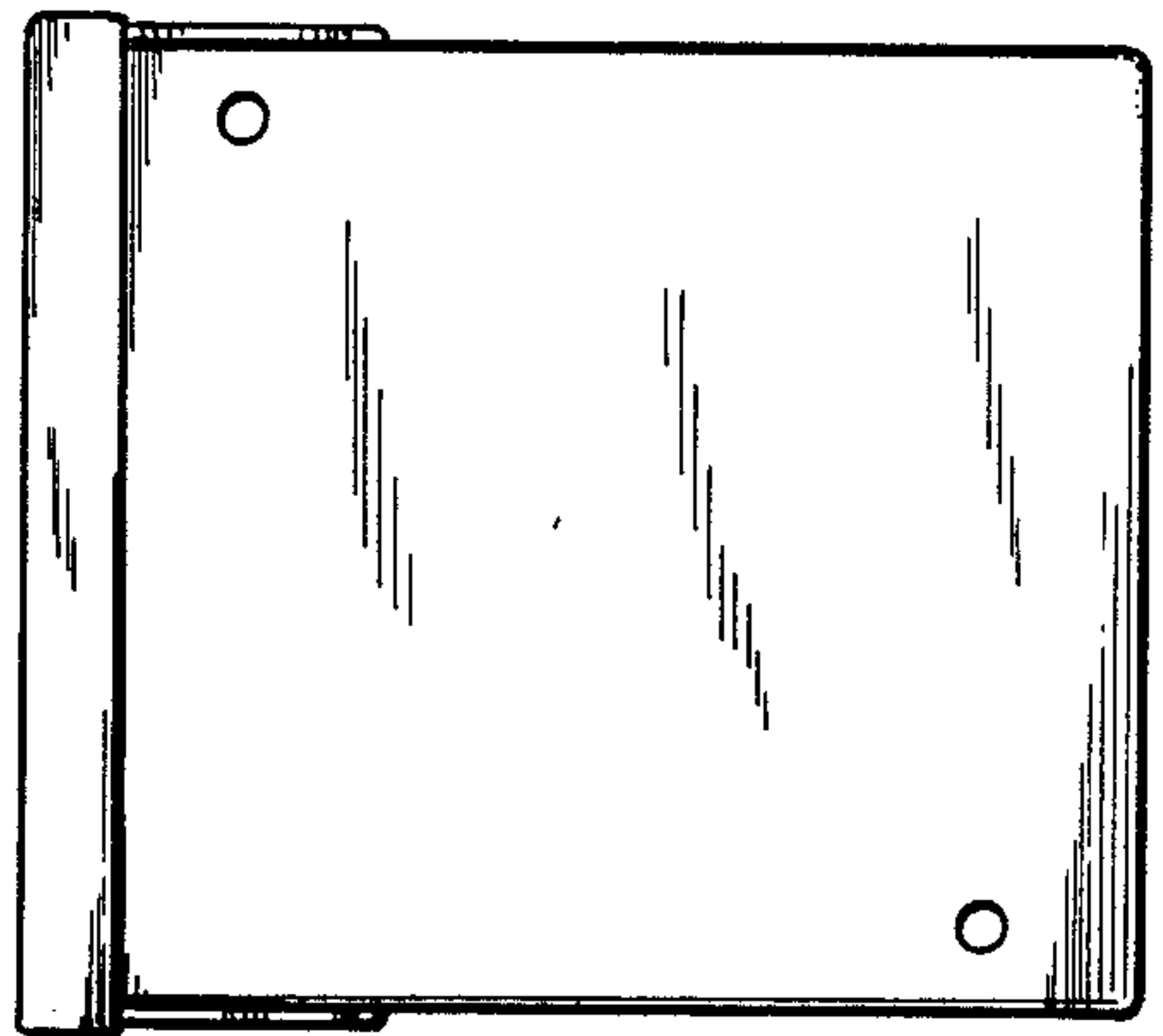
Fig_3



Fig_6



Fig_4



Fig_7