

[54] SHOE SOLE

[75] Inventors: Pamela B. Boucher, Brighton; Paul D. Brown, Hingham, both of Mass.

[73] Assignee: Reebok International Ltd., Stoughton, Mass.

[**] Term: 14 Years

[21] Appl. No.: 373,071

[22] Filed: Jun. 23, 1989

[52] U.S. Cl. D2/320

[58] Field of Search D2/264, 265, 274, 317-322; 36/25 R, 28, 29, 30 R, 32 R, 38 R, 35 B, 59 R, 59 C, 114, 131, 136

[56] References Cited

U.S. PATENT DOCUMENTS

D. 76,528	10/1928	Frey	D2/320
D. 234,930	4/1975	Arambasic	D2/320
D. 237,323	10/1975	Inohara	D2/320
D. 248,065	6/1978	Batra	D2/320
D. 255,176	6/1980	Fuzita	D2/320
D. 263,645	4/1982	Mastrantuone	D2/320
D. 286,039	6/1988	Diaz	D2/320
D. 294,424	3/1988	Brown et al.	D2/320
D. 295,462	5/1988	Brown et al.	D2/320

D. 296,040	6/1988	Le	D2/320
D. 296,839	7/1988	Kelley	D2/320
2,408,214	9/1946	Husted	36/59 R
4,266,349	5/1981	Schmohl	36/32 R
4,697,361	10/1987	Ganter et al.	36/28

FOREIGN PATENT DOCUMENTS

3300042	7/1983	Fed. Rep. of Germany	.
308018	5/1933	Italy	.
1297987	11/1972	United Kingdom	.

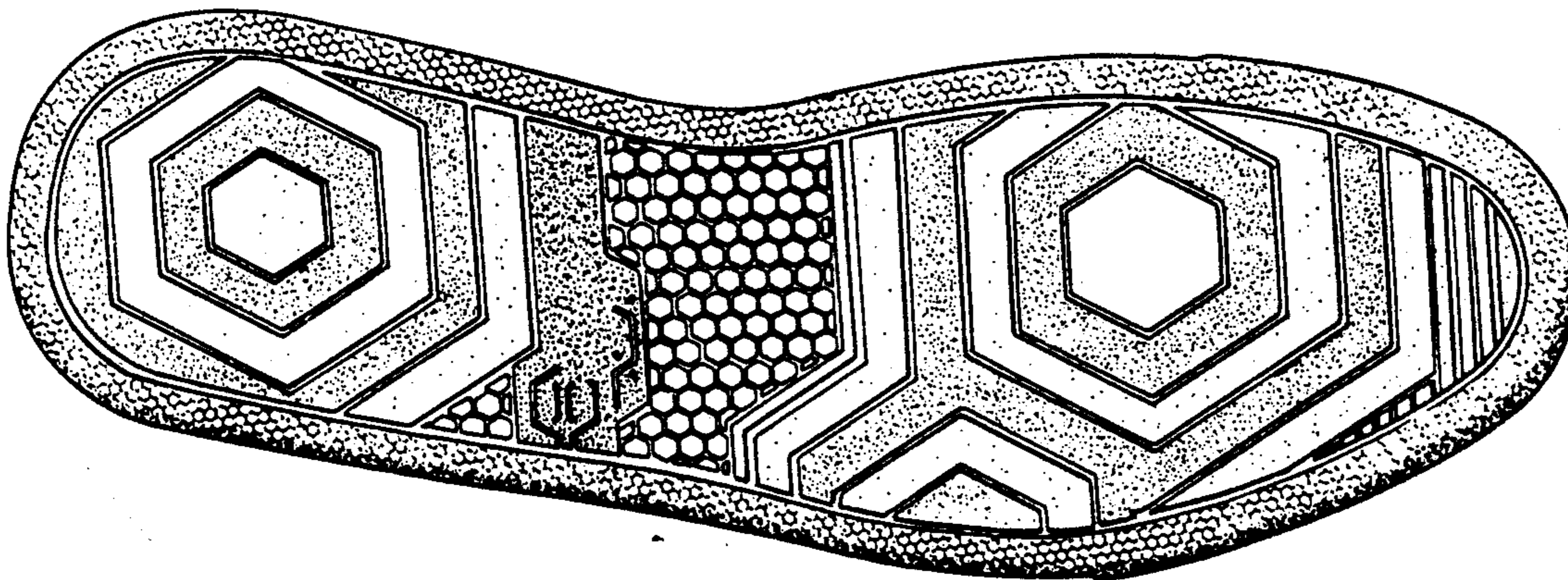
Primary Examiner—Louis S. Zarfes
Attorney, Agent, or Firm—Saidman, Sterne, Kessler & Goldstein

[57] CLAIM

The ornamental design for a shoe sole, as shown and described.

DESCRIPTION

FIG. 1 is a left side elevational view of a shoe sole showing our new design;
FIG. 2 is a right side elevational view thereof;
FIG. 3 is a bottom plan view thereof;
FIG. 4 is a front elevational view thereof; and
FIG. 5 is a rear elevational view thereof.
The broken line showing of a shoe upper in FIGS. 1-5 and the area within are environmental only and form no part of the claimed design.



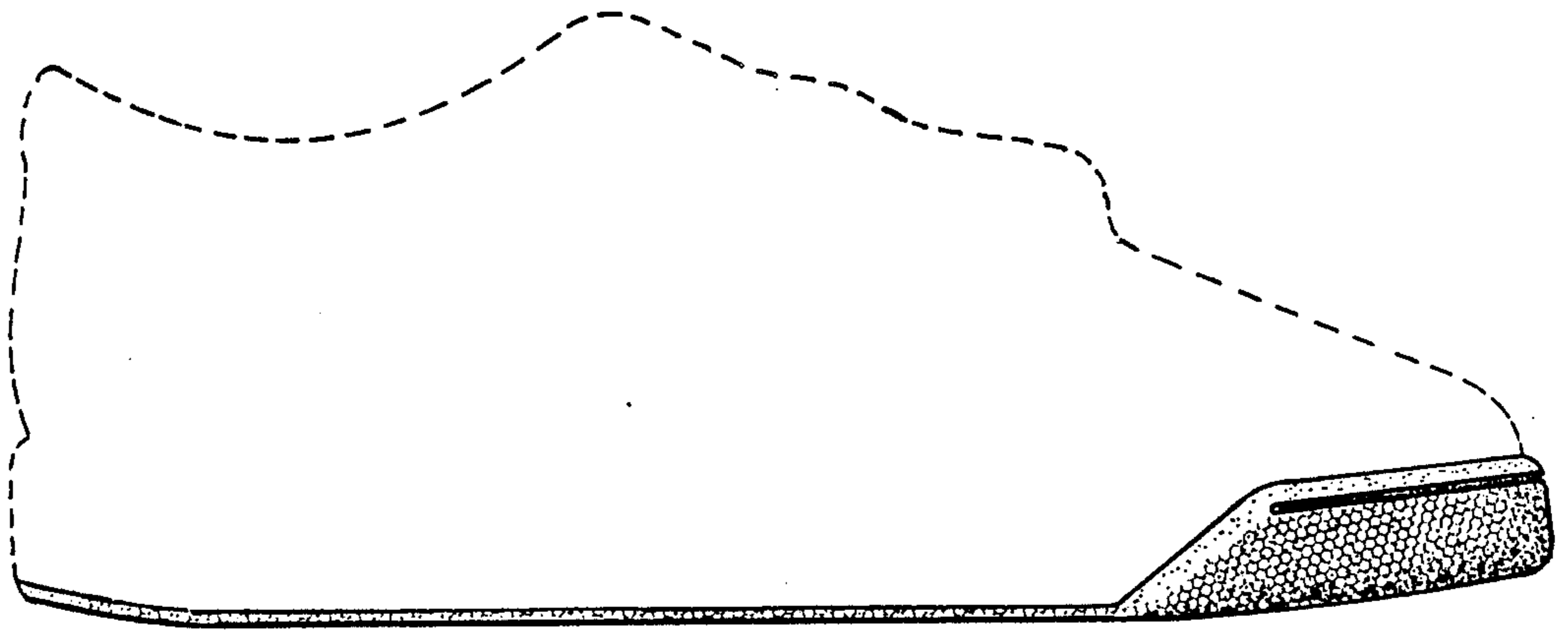


FIG. 1




FIG. 2

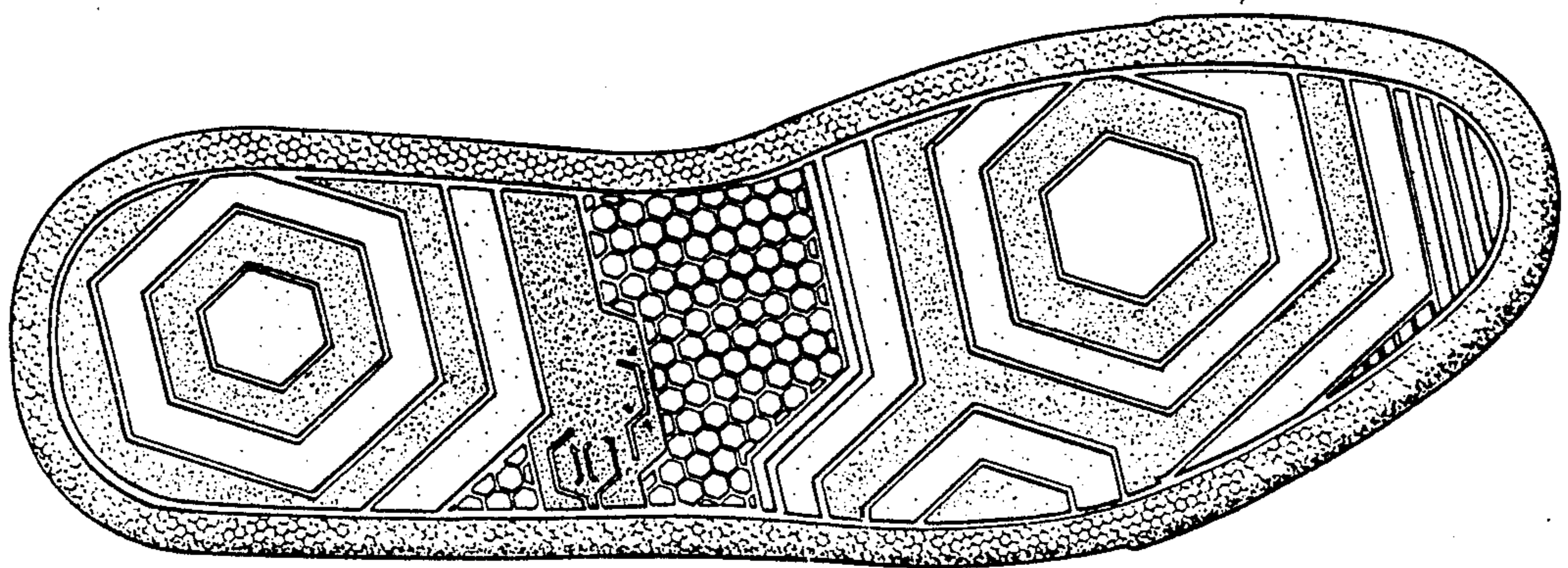


FIG. 3

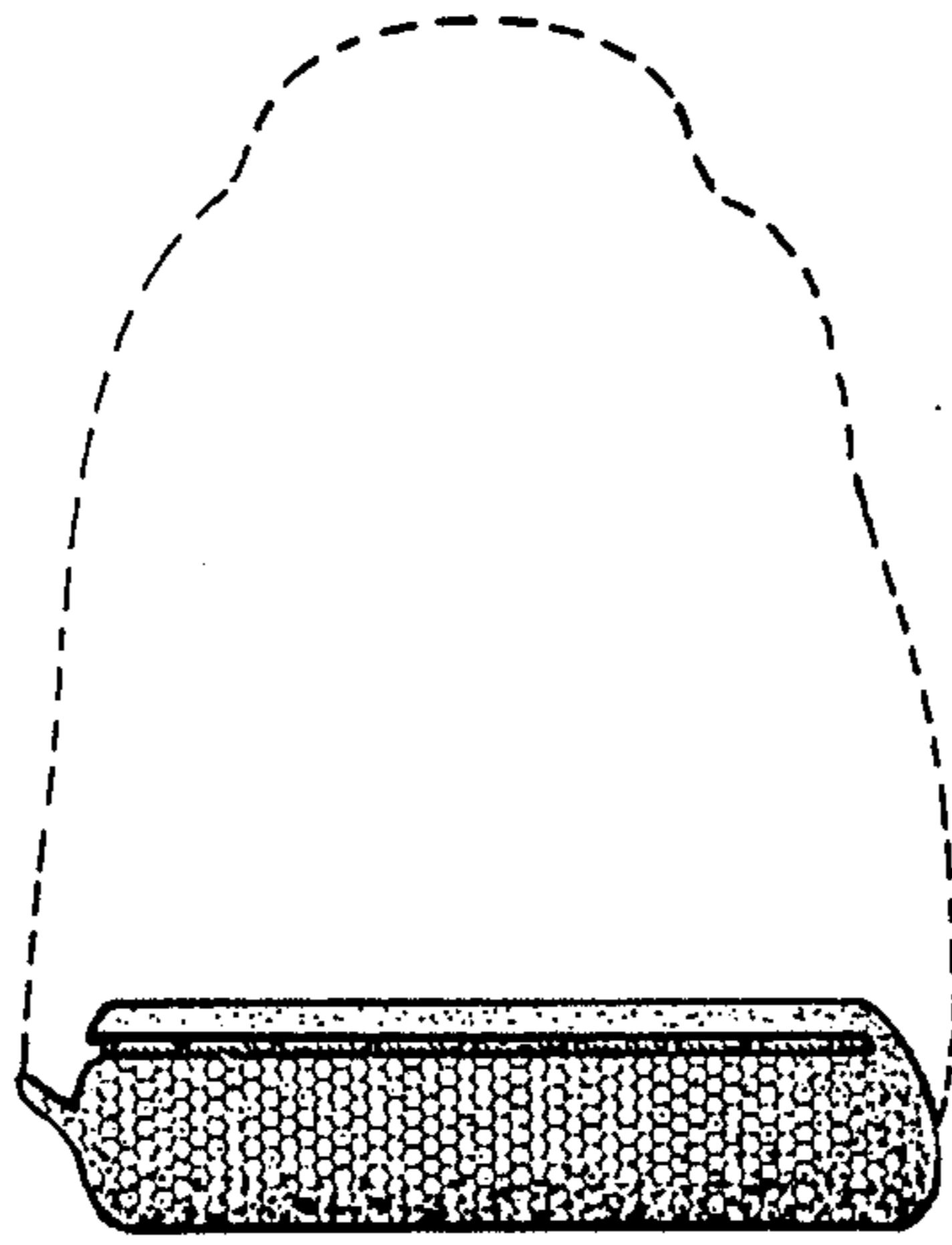


FIG. 4

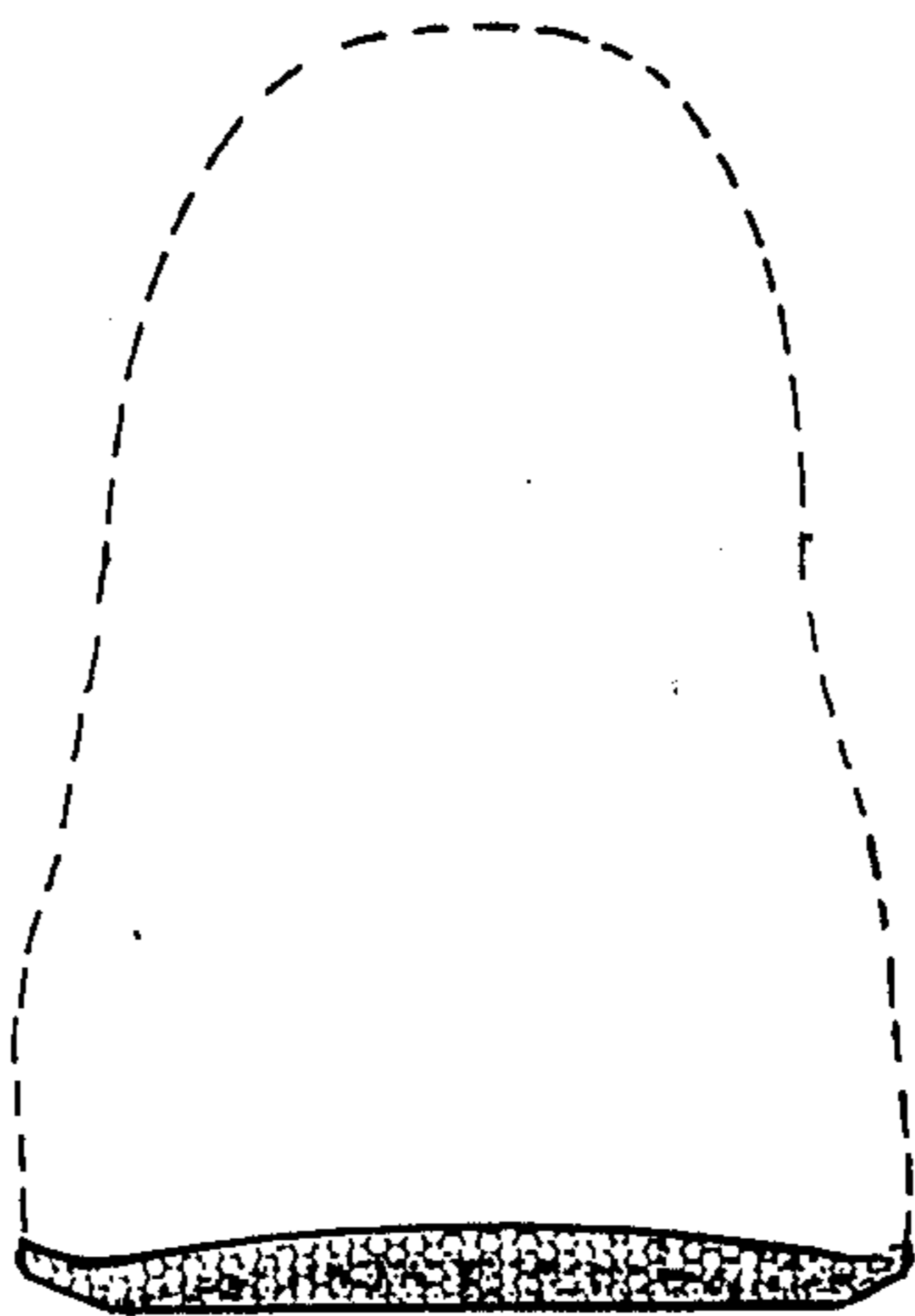


FIG. 5