

[54] GOLF SHOE BOTTOM

[75] Inventor: William R. Peterson, Braintree, Mass.

[73] Assignee: Tretorn AB, Ronnowsgaton, Sweden

[\*\*] Term: 14 Years

[21] Appl. No.: 139,714

[22] Filed: Dec. 30, 1987

[52] U.S. Cl. .... D2/317

[58] Field of Search ..... D2/264, 265, 274, 311, D2/314, 317-321; 36/25 R, 28, 29, 30 R, 32 R, 43, 59 R, 59 B, 59 C, 80, 83, 102, 103, 114

[56] References Cited

U.S. PATENT DOCUMENTS

4,546,559 10/1985 Dassler ..... 36/114 X

FOREIGN PATENT DOCUMENTS

103507 5/1984 European Pat. Off. .... 36/32 R

OTHER PUBLICATIONS

Boot & Shoe Recorder, 10/15/1956, p. 26—Golf Shoe Sole at center right.

Primary Examiner—Louis S. Zarfes  
Attorney, Agent, or Firm—Donald Brown

[57] CLAIM

The ornamental design for a golf shoe bottom, as shown and described.

DESCRIPTION

FIG. 1 is a bottom plan view of a golf shoe bottom showing my new design;  
FIG. 2 is a side elevation of the left side thereof;  
FIG. 3 is a side elevation of the right side thereof;  
FIG. 4 is an end elevation of the heel end thereof;  
FIG. 5 is an end elevation of the toe end thereof;  
FIG. 6 is a bottom plan view of a golf shoe bottom showing a second embodiment of my new design;  
FIG. 7 is a side elevation of the left side;  
FIG. 8 is a side elevation of the right side;  
FIG. 9 is an end elevation of the heel end;  
FIG. 10 is an end elevation of the toe end;  
FIG. 11 is a bottom plan view of a golf shoe bottom showing a third embodiment of my new design;  
FIG. 12 is a side elevation of the left side thereof;  
FIG. 13 is a side elevation of the right side thereof;  
FIG. 14 is an end elevation of the heel end;  
FIG. 15 is an end elevation of the toe end;  
FIG. 16 is a bottom plan view of a golf shoe bottom showing a fourth embodiment of my new design;  
FIG. 17 is a side elevation of the left side;  
FIG. 18 is a side elevation of the right side;  
FIG. 19 is an end elevation of the heel end; and  
FIG. 20 is an end elevation of the toe end.  
The top is unornamented.

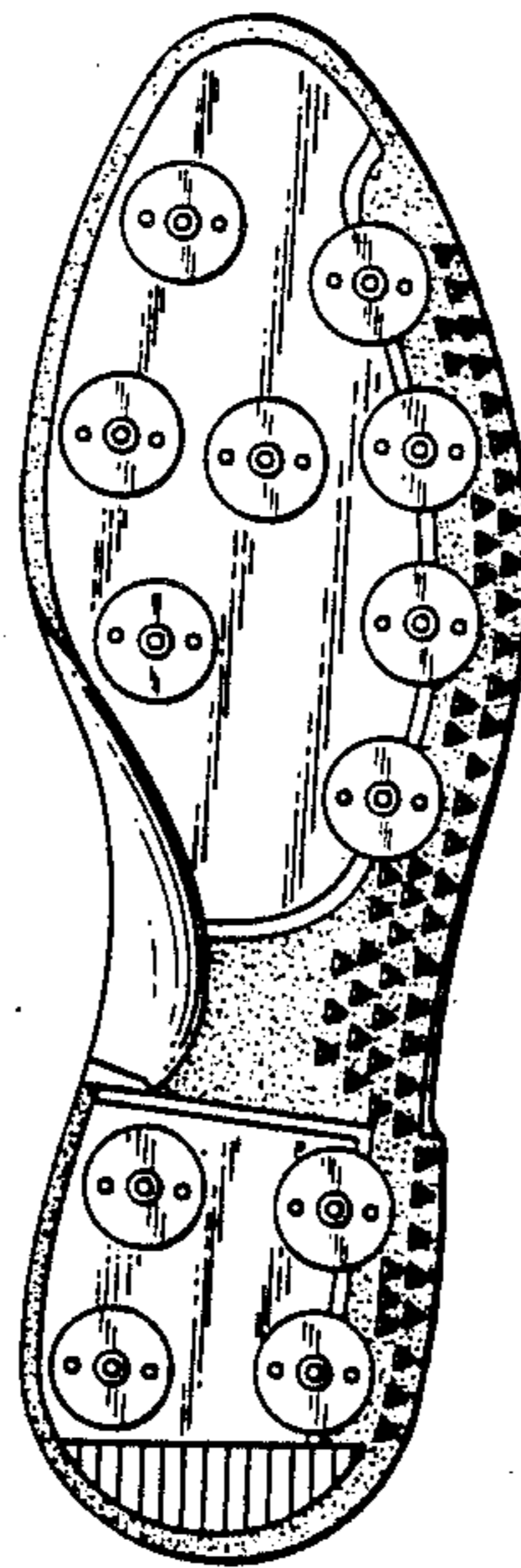




FIG. 10



FIG. 5

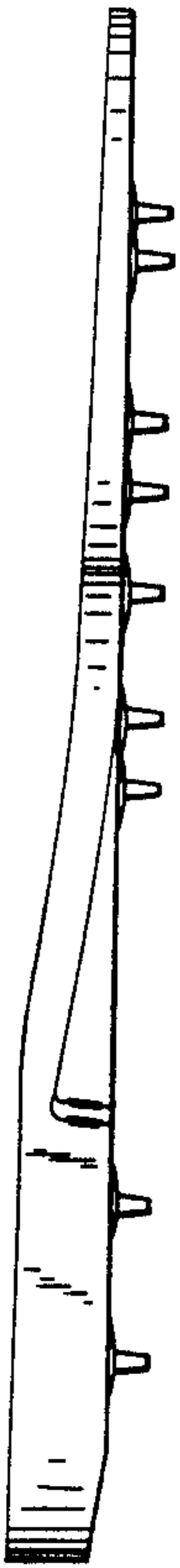


FIG. 8

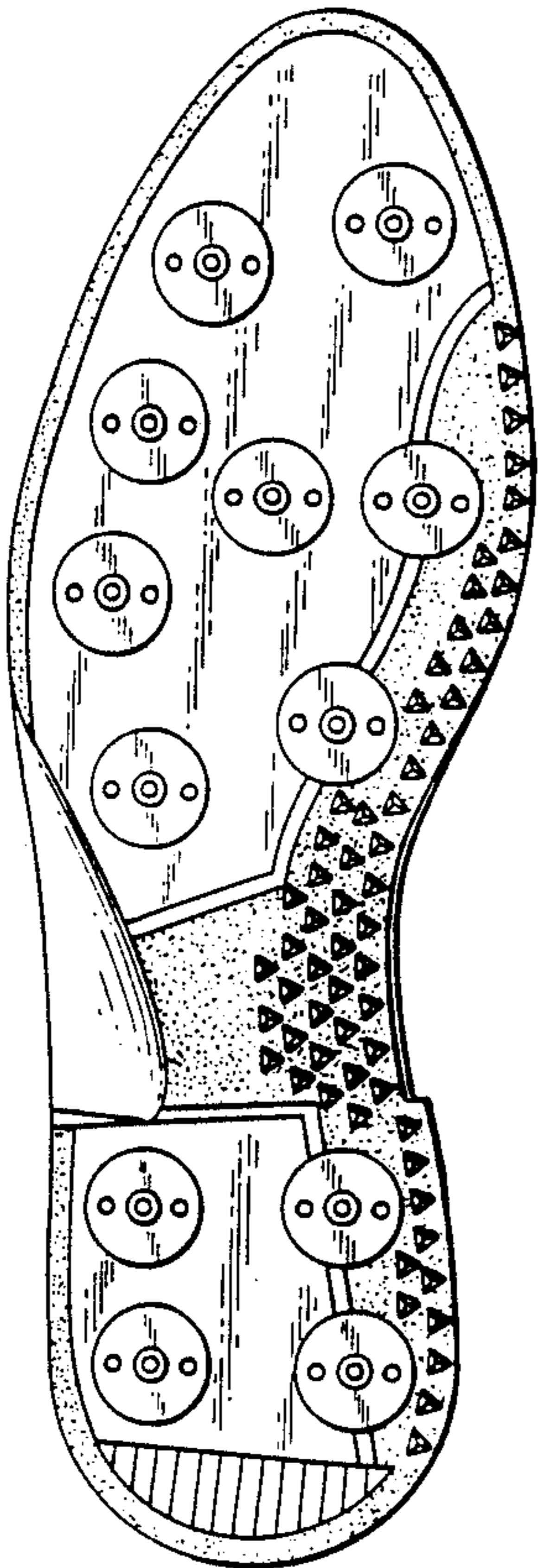


FIG. 6

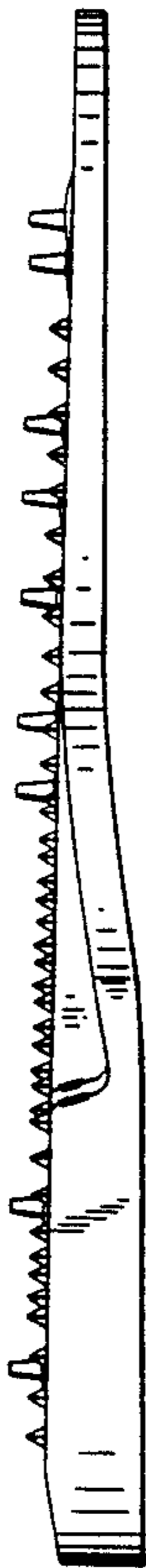


FIG. 7



FIG. 3

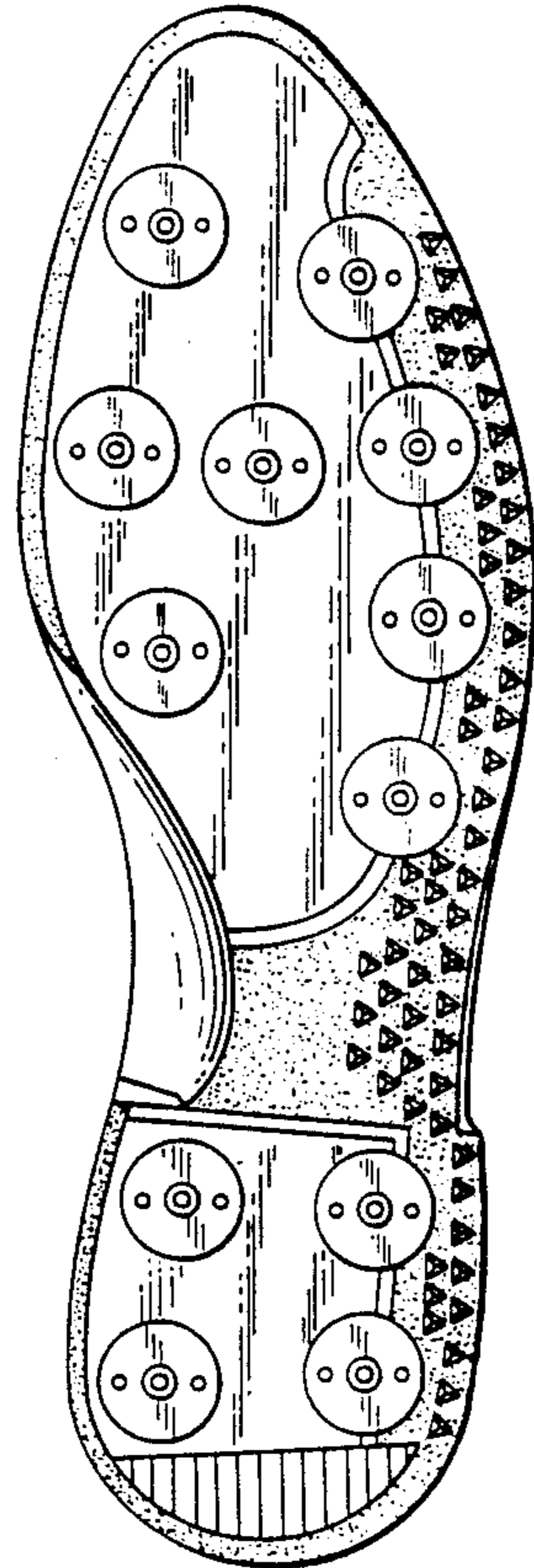


FIG. 1

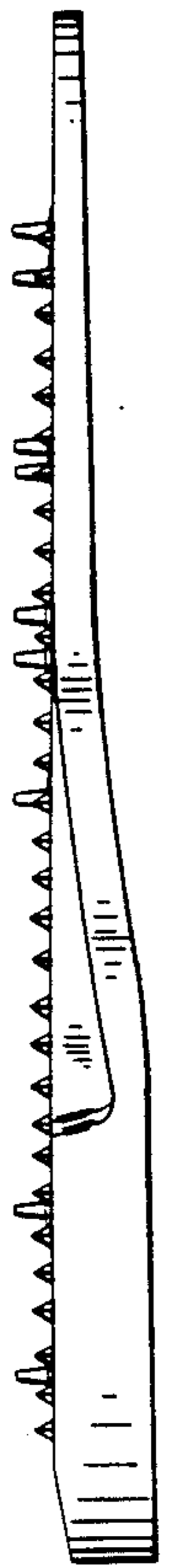


FIG. 2




FIG. 9

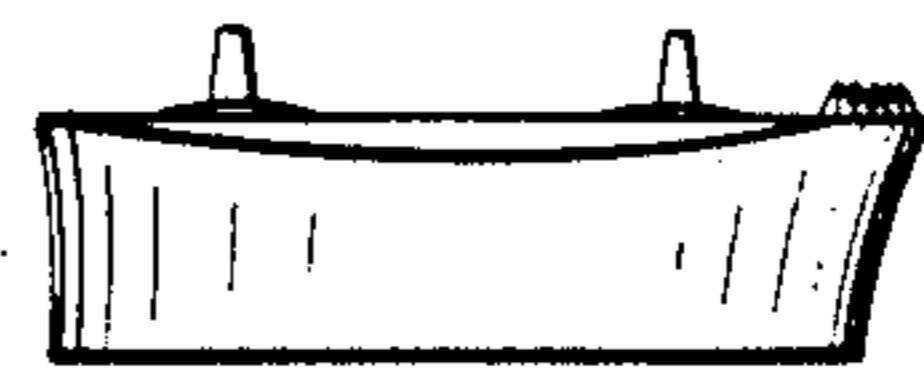


FIG. 4



FIG. 20

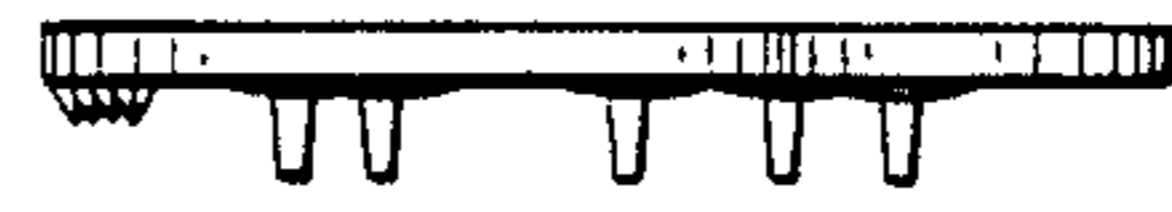


FIG. 15

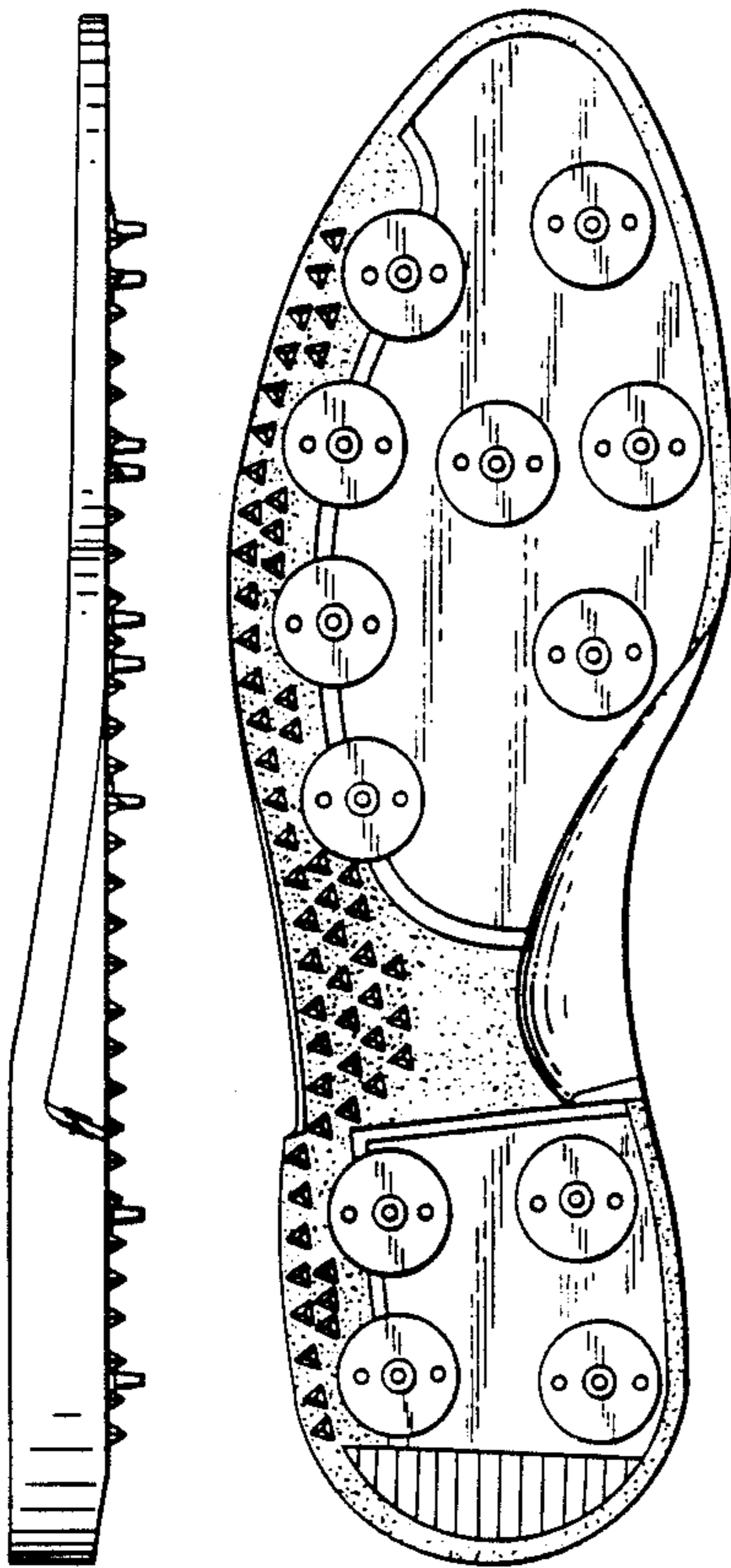


FIG. 18

FIG. 16

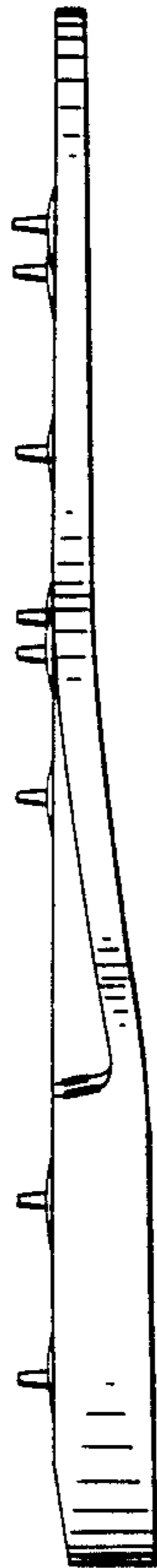


FIG. 17



FIG. 13

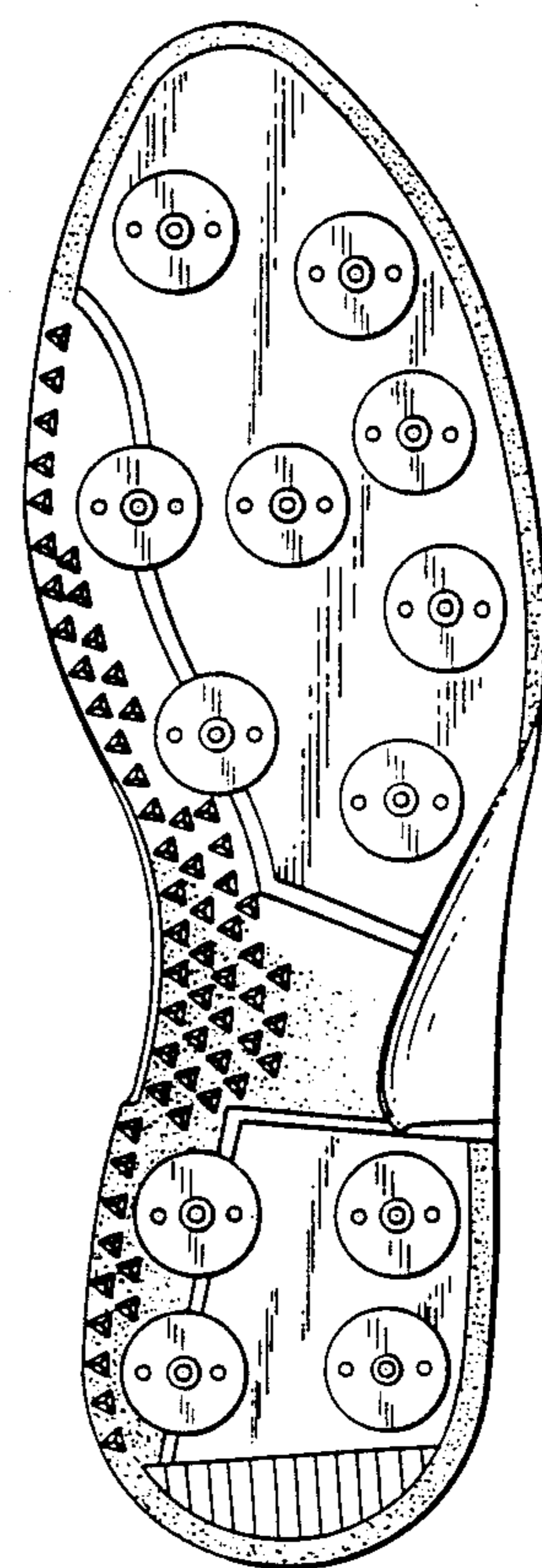


FIG. 11

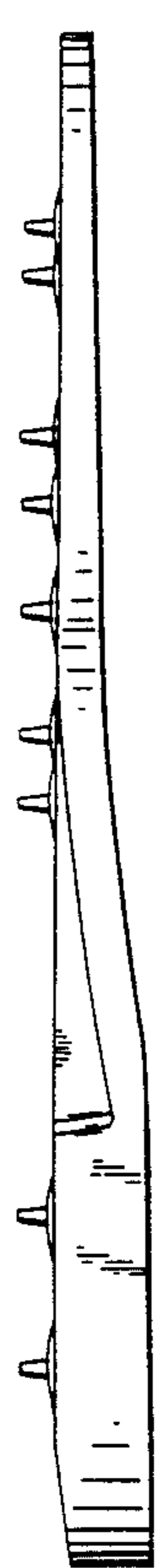


FIG. 12




FIG. 19




FIG. 14