

[54] COMPUTER OPERATOR GLOVE

[76] Inventor: Walter I. Bieger, 1689 West County Rd. F, St. Paul, Minn. 55112

[**] Term: 14 Years

[21] Appl. No.: 241,933

[22] Filed: Sep. 8, 1988

[52] U.S. Cl. D29/20

[58] Field of Search D29/10, 20-22, D29/99; D2/610-611, 617, 621, 623; D24/34, 49, 64; 2/16, 19, 20-24, 59-60, 158, 161 R, 161 A, 162-163, 170; 128/77, 80 R, 80 C, 165

[56] References Cited

U.S. PATENT DOCUMENTS

- D. 181,843 1/1958 Dunhamel D29/10
- D. 285,821 9/1986 Kneisley D24/64

- D. 288,372 2/1987 Adams D29/20
- 4,829,604 5/1989 Allen et al. 2/170

Primary Examiner—A. Hugo Word
Assistant Examiner—Ruth McInroy
Attorney, Agent, or Firm—Dorsey & Whitney

[57] CLAIM

The ornamental design for a computer operator glove, as shown and described.

DESCRIPTION

FIG. 1 is a perspective view of a computer operator glove showing my new design, the portion shown in broken lines is for illustrative purposes only and forms no part of the claimed design; FIG. 2 is a top perspective view in an open position; and FIG. 3 is a bottom plan view thereof. The cross-hatch pattern shown in FIGS. 1-3 is understood to repeat throughout the indicated area.

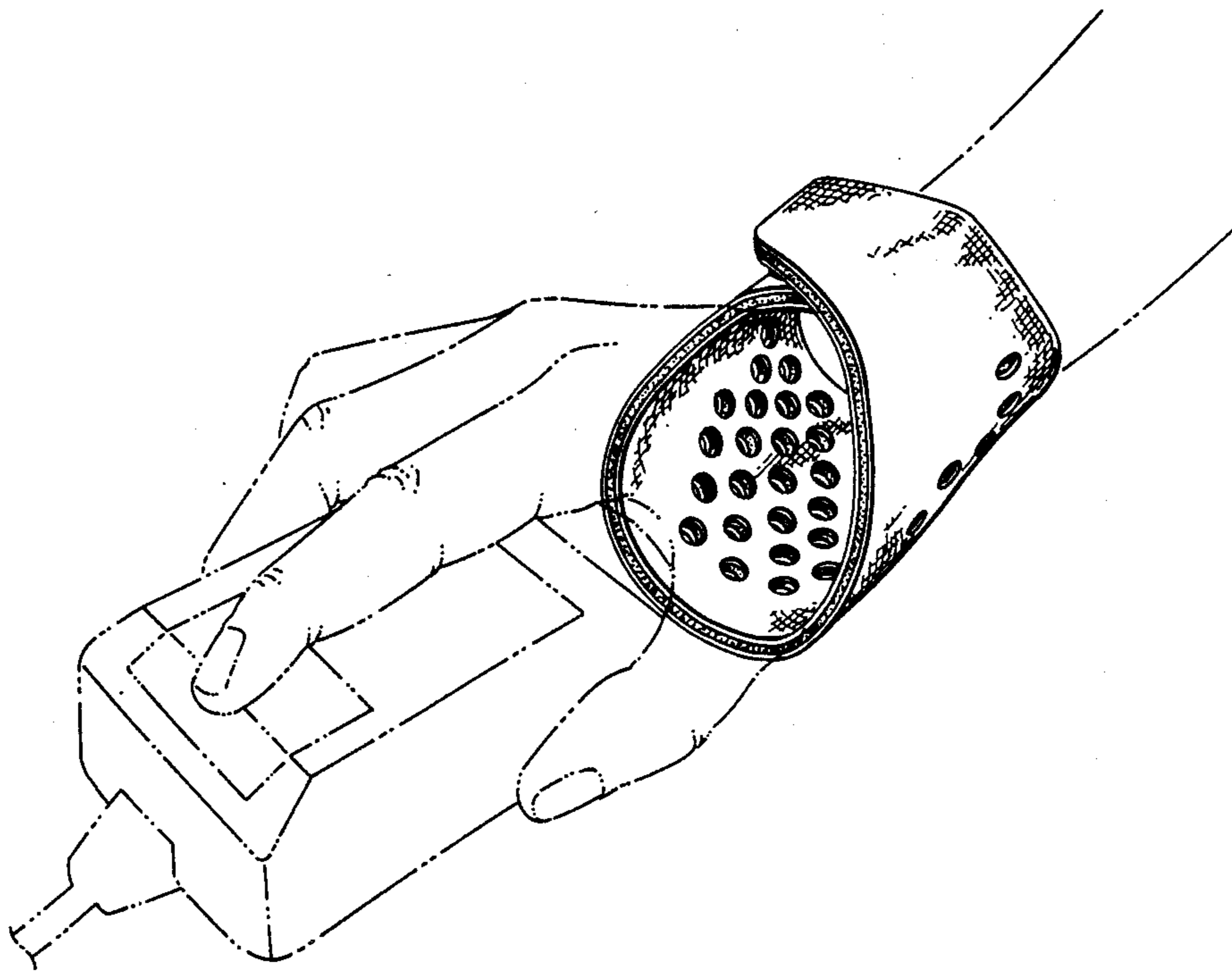


Fig. 1

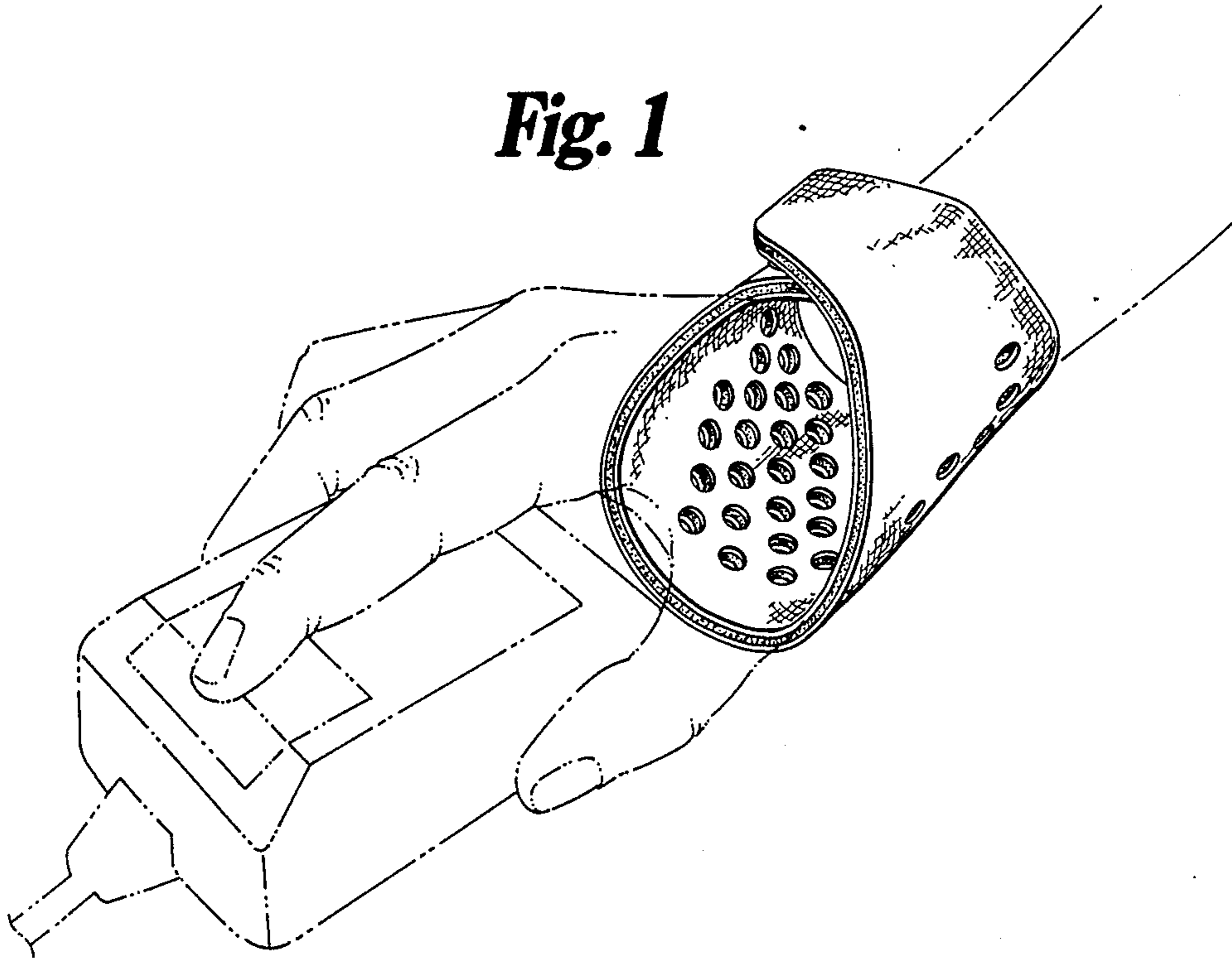


Fig. 2

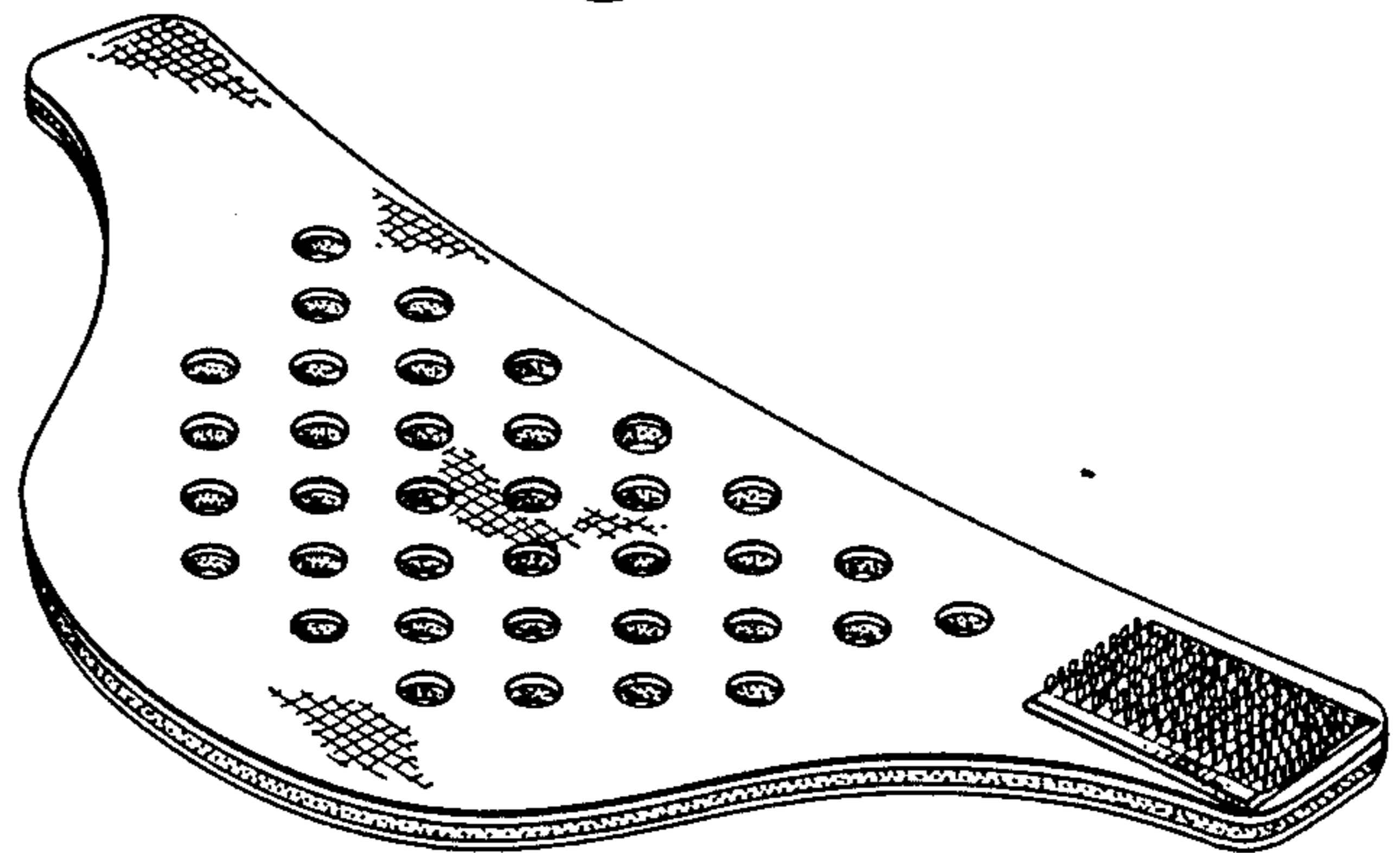


Fig. 3

