

[54] BINGO CARD MARKER

[76] Inventor: Raymond LaLonde, 110 King Street, Apt. 2, Sudbury, Ontario, Canada, P3C 2V6

[**] Term: 14 Years

[21] Appl. No.: 269,977

[22] Filed: Nov. 10, 1988

[30] Foreign Application Priority Data

May 20, 1988 [CA] Canada 20-05-88-3

[52] U.S. Cl. D21/51; D19/41; D19/51

[58] Field of Search D21/51; D19/51, 41, D19/43; 401/34; D20/46.1

[56] References Cited

U.S. PATENT DOCUMENTS

- D. 80,585 2/1930 Thomas et al. D10/46.1
- D. 279,992 8/1985 Gribb 401/34 X
- D. 286,546 11/1986 Funahashi D19/43
- D. 295,878 5/1988 Lovell D19/43
- D. 300,087 3/1989 Henderson D19/51 X
- 2,520,321 8/1950 McDonald et al. 273/148 R X
- 3,436,163 4/1969 Calabrese et al. 273/148 R X

FOREIGN PATENT DOCUMENTS

- 60719 4/1988 Canada 21/1.2
- 0071231 10/1959 France 401/34

OTHER PUBLICATIONS

Office Products 1986, p. 293, Item #1000.
Ginns Office Products Cat. 1984, p. 245, top left of the page.


Primary Examiner—Melvin B. Feifer
Assistant Examiner—Prabhakar Deshmukh
Attorney, Agent, or Firm—Hayes, Soloway, Hennessey & Hage

[57] CLAIM

The ornamental design for a bingo card marker, as shown and described.

DESCRIPTION

FIG. 1 is a side elevation of a bingo card marker showing my new design;
FIG. 2 is a left side elevation thereof;
FIG. 3 is a right side elevation thereof;
FIG. 4 is a side elevation of a modified form of FIG. 1;
FIG. 5 is a left side elevation of FIG. 4; and
FIG. 6 is a right side elevation of FIG. 4.






FIG. 1



FIG. 2

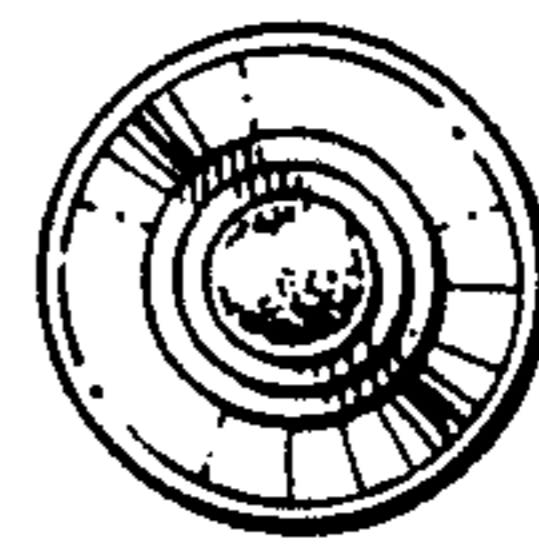


FIG. 3




FIG. 4

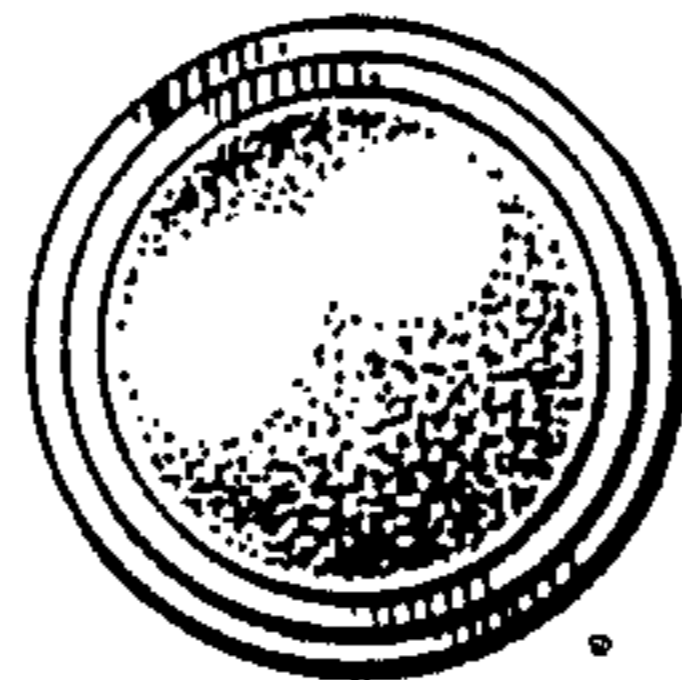


FIG. 5

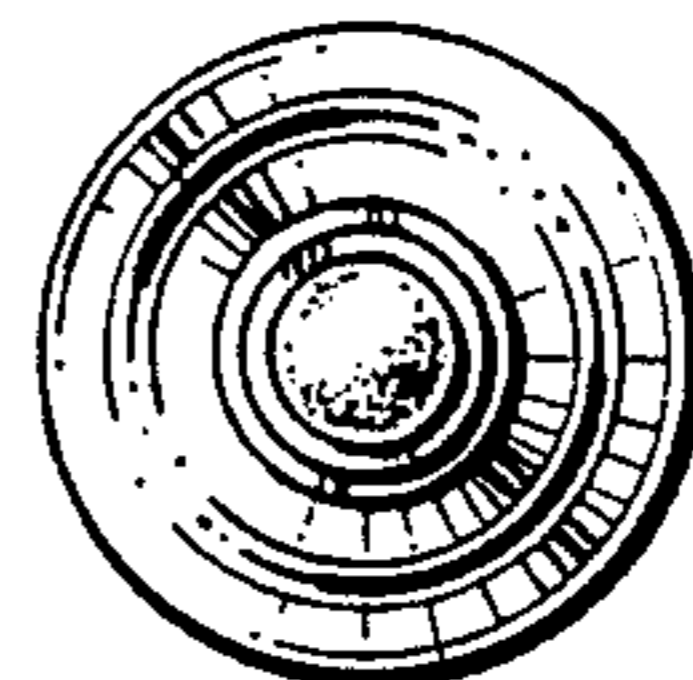


FIG. 6