

[54] ORIGINAL SHEET FEEDING DEVICE FOR COPYING MACHINE

[75] Inventor: Tomohiko Hirata, Kawasaki, Japan

[73] Assignee: Canon Kabushiki Kaisha, Tokyo, Japan

[\*\*] Term: 14 Years

[21] Appl. No.: 269,651

[22] Filed: Nov. 10, 1988

[30] Foreign Application Priority Data

May 13, 1988 [JP] Japan ..... 63-18792

[52] U.S. Cl. .... D18/42

[58] Field of Search ..... D18/36-44; 271/3, 3.1, 8.1, 9; 355/200, 308, 309, 244, 323; 358/498

[56] References Cited

U.S. PATENT DOCUMENTS

- D. 265,655 8/1982 Goto ..... D18/38
- D. 270,538 9/1983 Yasutani ..... D18/38
- D. 292,408 10/1987 Harrison ..... D18/39
- D. 295,185 4/1988 Tokuda ..... D18/42
- 4,712,908 12/1987 Nakayama et al. .... 355/244

FOREIGN PATENT DOCUMENTS

- 0111171 6/1984 Japan ..... 355/323
- 0009370 1/1987 Japan ..... 355/323

Primary Examiner—Nelson C. Holtje  
Assistant Examiner—Caron D. Veynar  
Attorney, Agent, or Firm—Fitzpatrick, Cella, Harper & Scinto

[57] CLAIM

The ornamental design for an original sheet feeding device for copying machine, as shown and described.

DESCRIPTION

FIG. 1 is a front elevational view of a original sheet feeding device for copying machine showing my new design;  
FIG. 2 is a rear elevational view thereof;  
FIG. 3 is a top plan view thereof;  
FIG. 4 is a bottom plan view thereof;  
FIG. 5 is a left side elevational view thereof;  
FIG. 6 is a right side elevational view thereof; and  
FIG. 7 is a right front perspective view thereof the broken line showing of the photocopier is environmental only and forms no part of the claimed design.

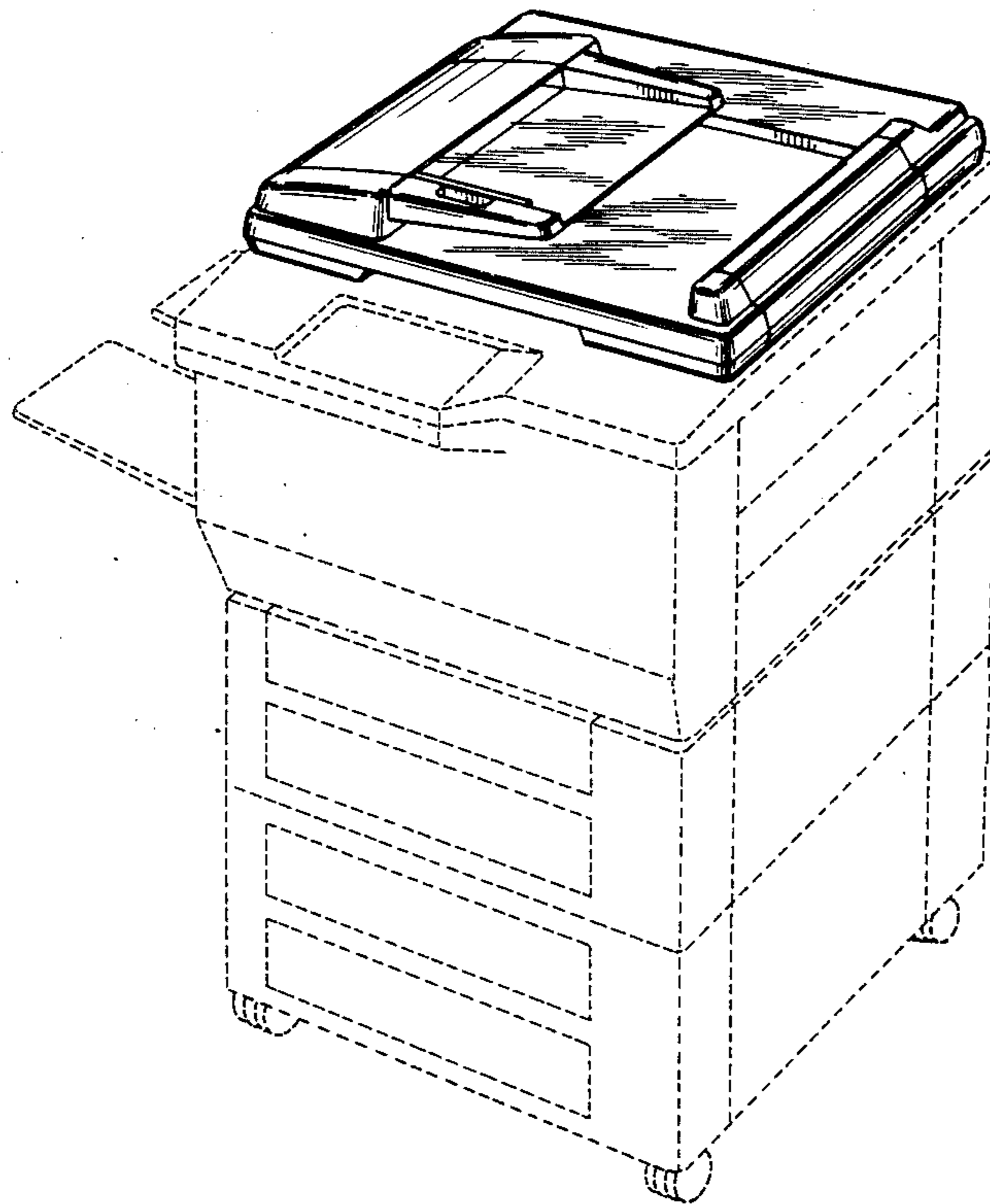


FIG. 1




FIG. 2

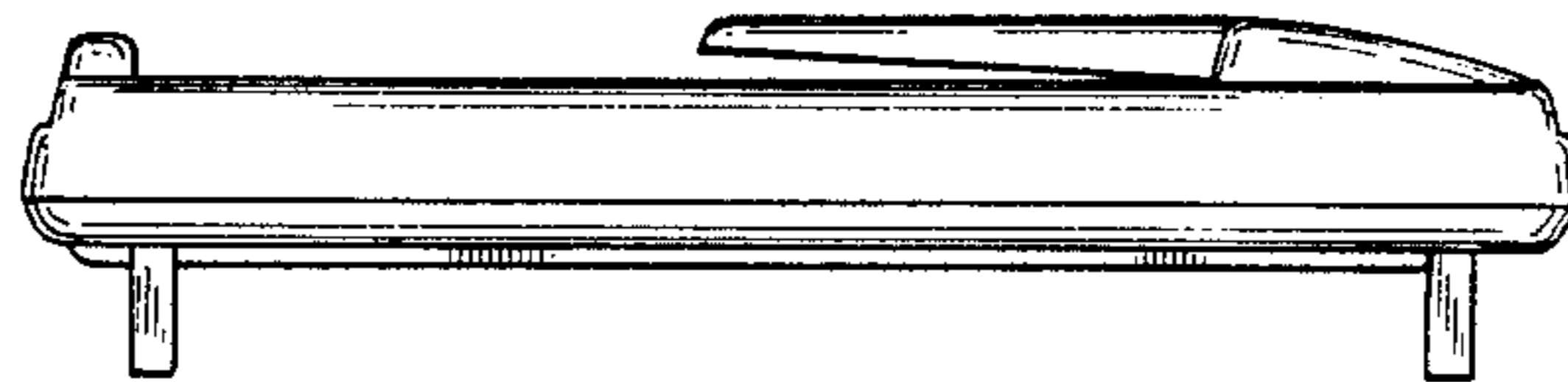


FIG. 3

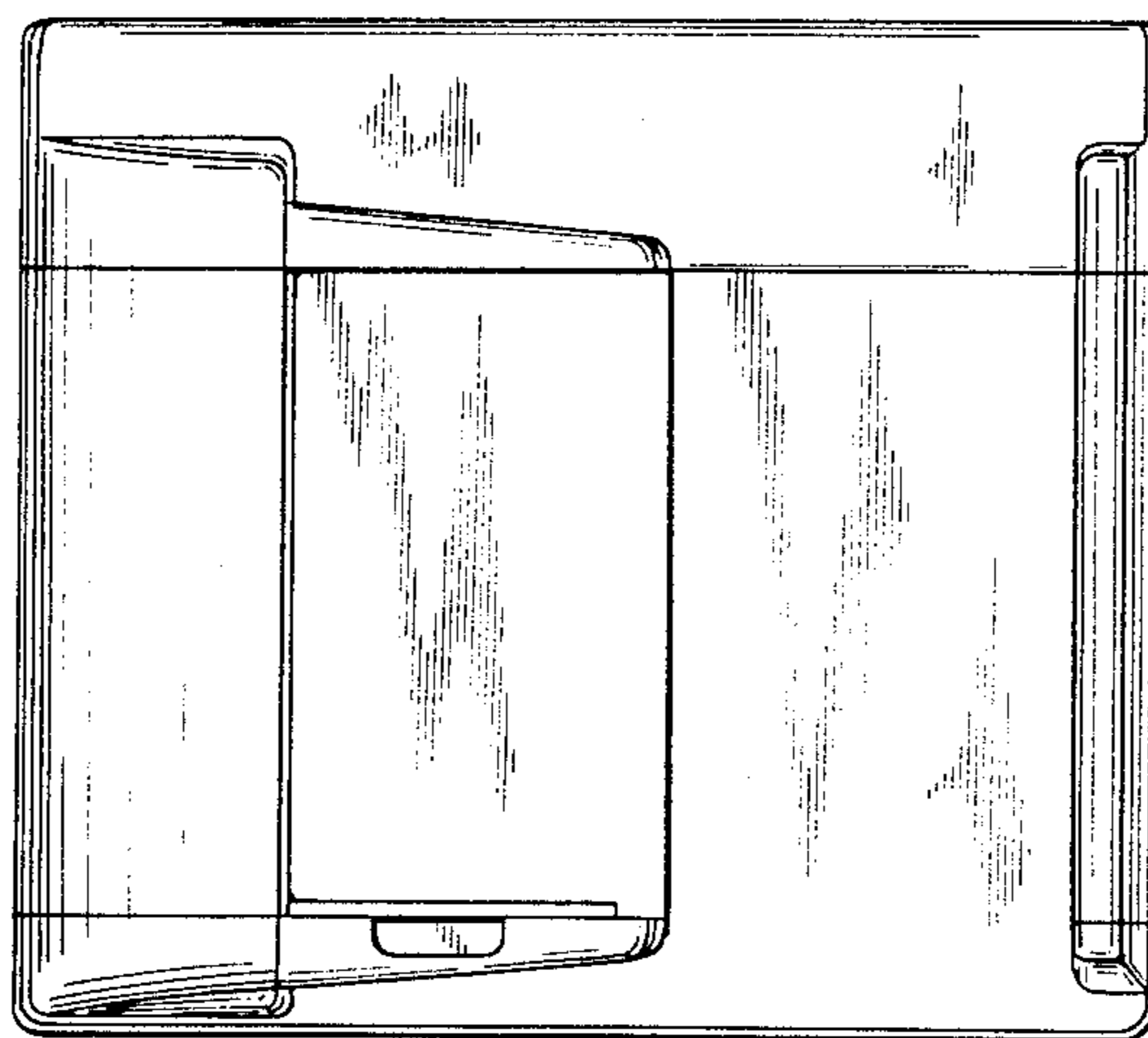


FIG. 4

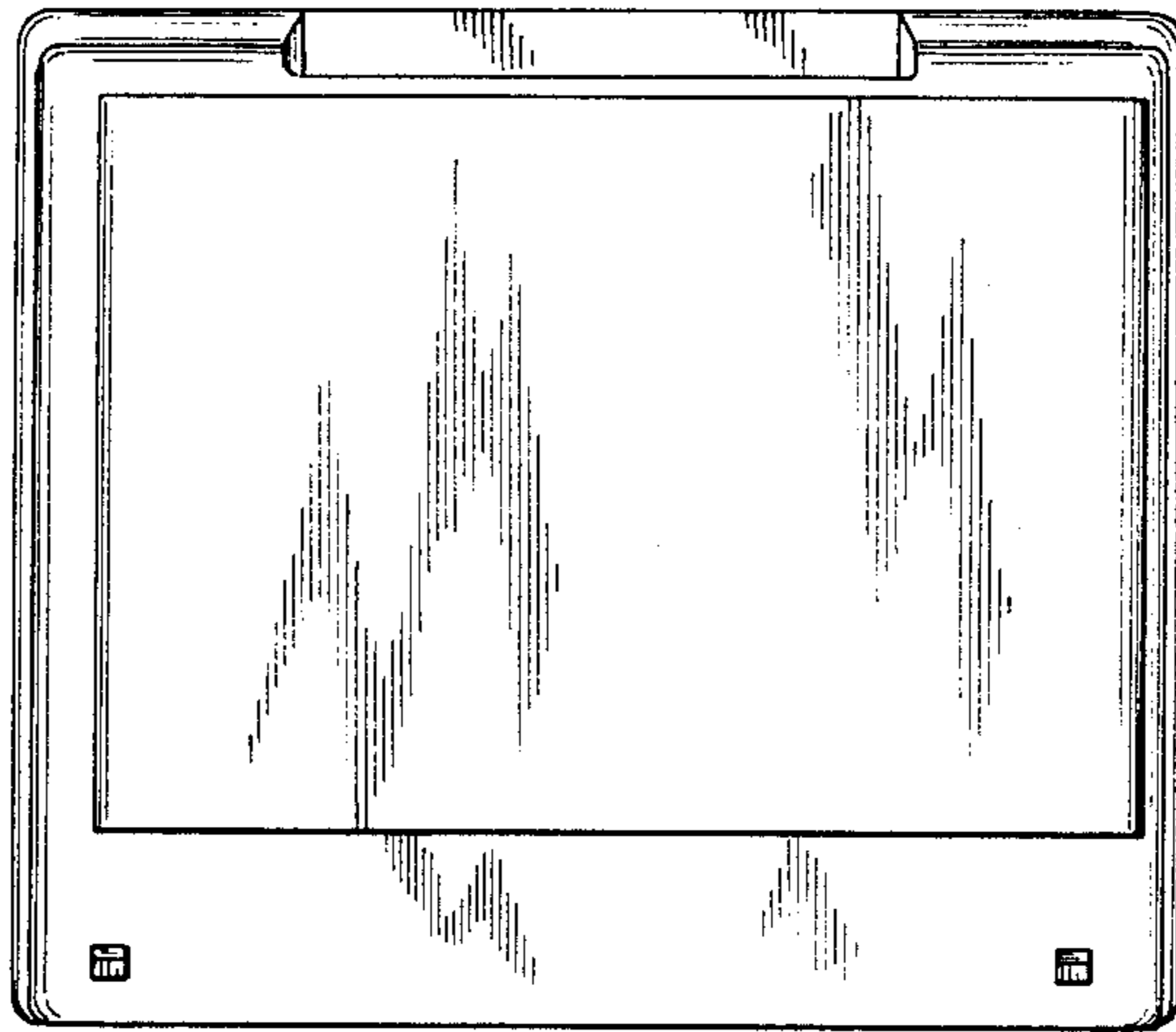


FIG. 5




FIG. 6




FIG. 7

