

[54] TYPEWRITER

[75] Inventors: Hiroshi Sakaguchi; Keiichi Koyama, both of Osaka, Japan

[73] Assignee: Sharp Corporation, Osaka, Japan

[**] Term: 14 Years

[21] Appl. No.: 286,488

[22] Filed: Dec. 19, 1988

[30] Foreign Application Priority Data

Jul. 11, 1988 [JP] Japan 63-27733

[52] U.S. Cl. D18/1

[58] Field of Search D18/1, 2, 11; 400/109-111, 472, 485, 486, 691-694

[56] References Cited

U.S. PATENT DOCUMENTS

- D. 289,177 4/1987 Sawada D18/7
- D. 291,092 7/1987 Egli D18/1

- D. 294,596 3/1988 Gubbe et al. D18/1
- D. 298,635 11/1988 Tsukada D18/1
- D. 300,146 3/1989 Tsukada D18/1
- 4,684,275 8/1987 Matsushita et al. 400/109 X


Primary Examiner—Nelson C. Holtje
Assistant Examiner—Caron D. Veynar
Attorney, Agent, or Firm—Flehr, Hohbach, Test, Albritton & Herbert


[57] CLAIM

The ornamental design for a typewriter, as shown and described.

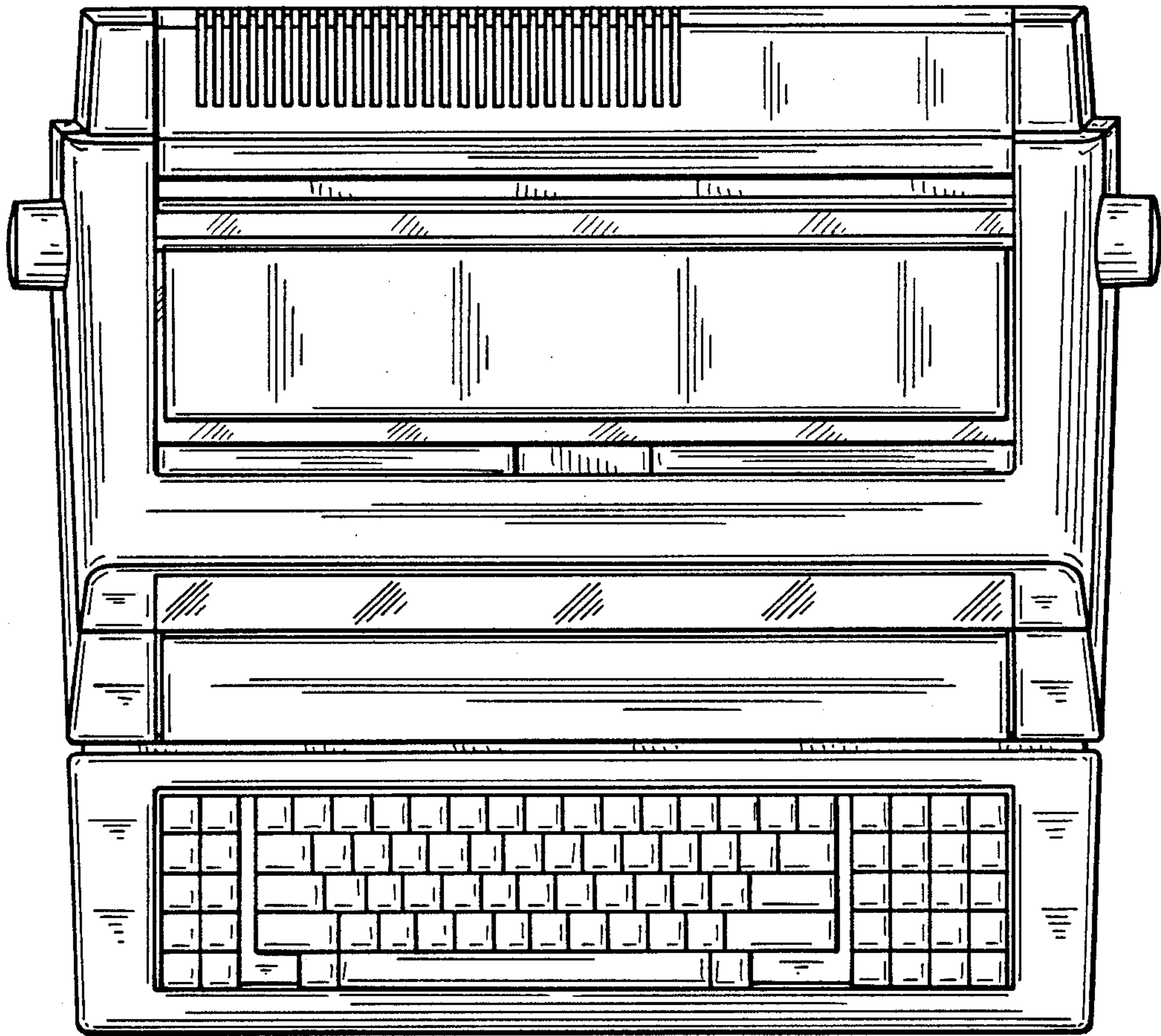
DESCRIPTION

FIG. 1 is a right, front perspective view of the typewriter showing our new design;
FIG. 2 is a top plan view thereof;
FIG. 3 is a bottom plan view thereof;
FIG. 4 is a front elevational view thereof;
FIG. 5 is a rear elevational view thereof;
FIG. 6 is a right side elevational view thereof; and
FIG. 7 is a left side elevational view thereof.

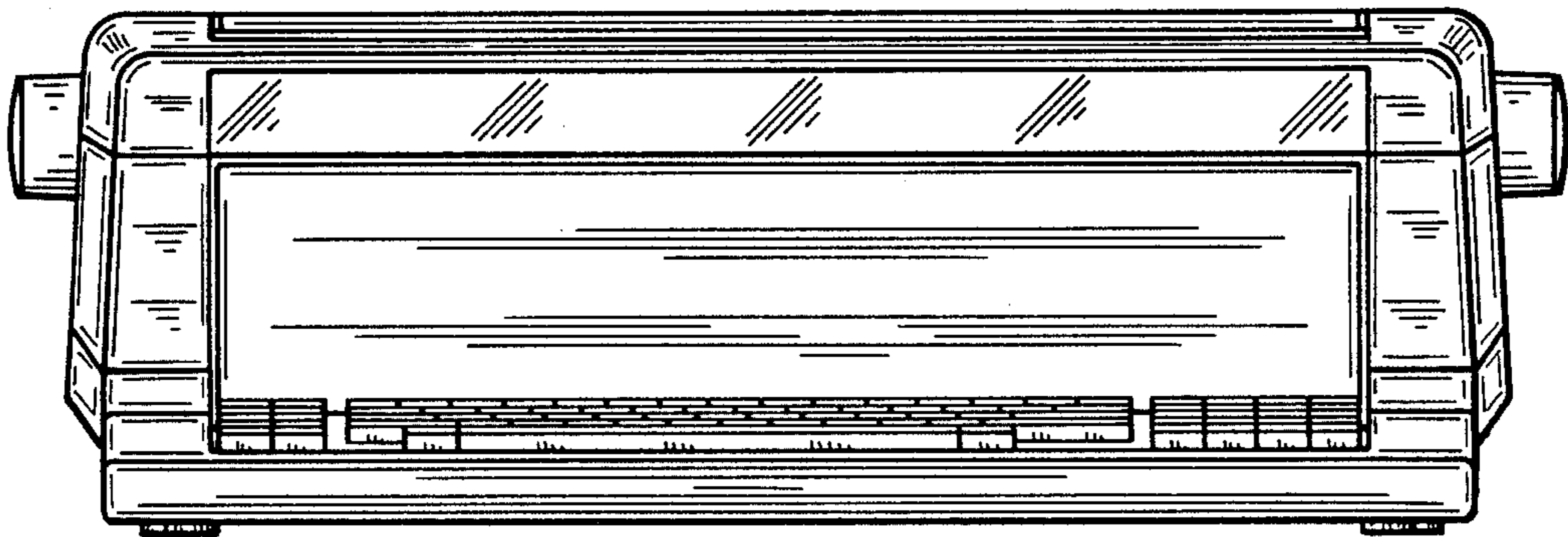




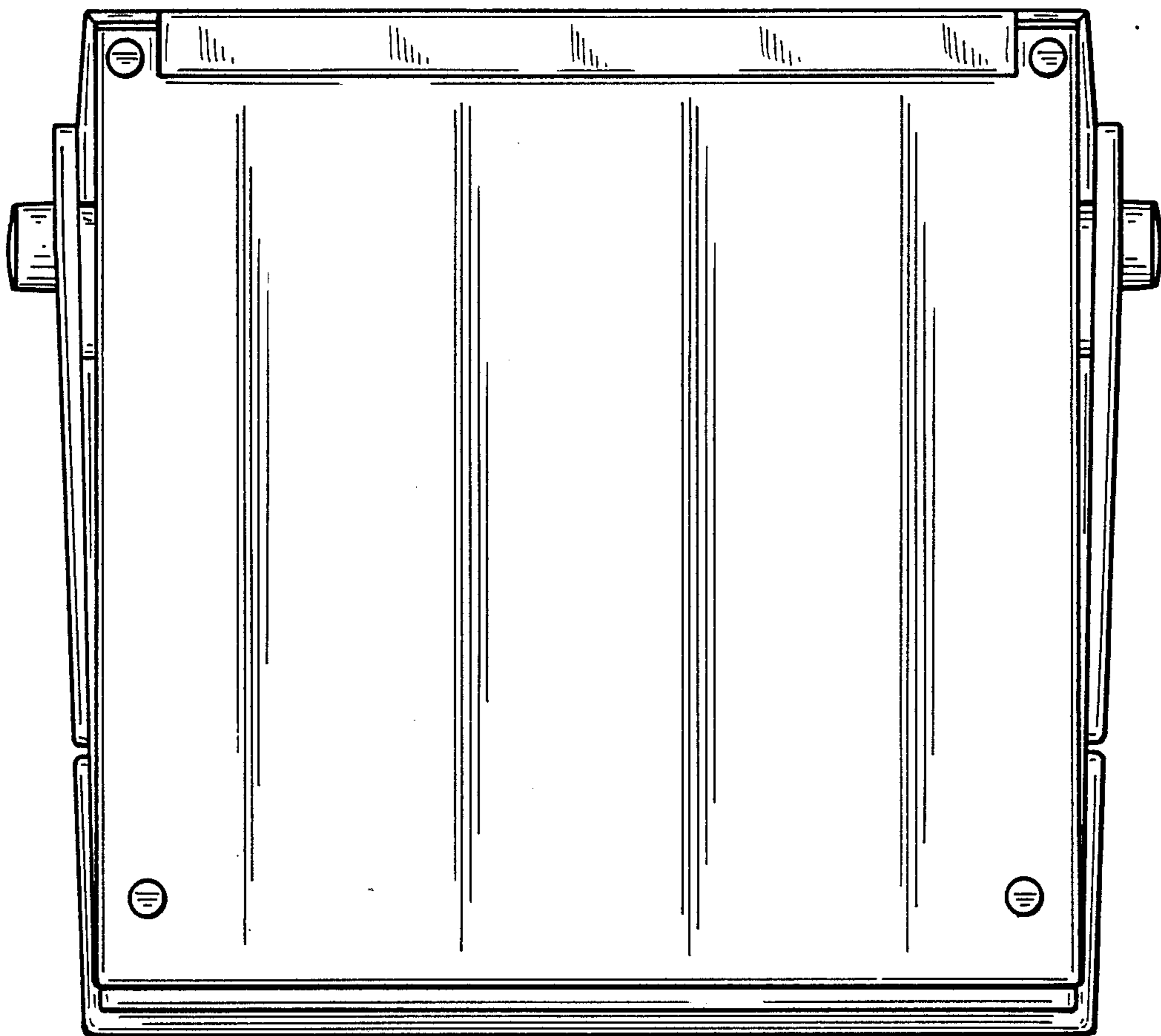
FIG_1



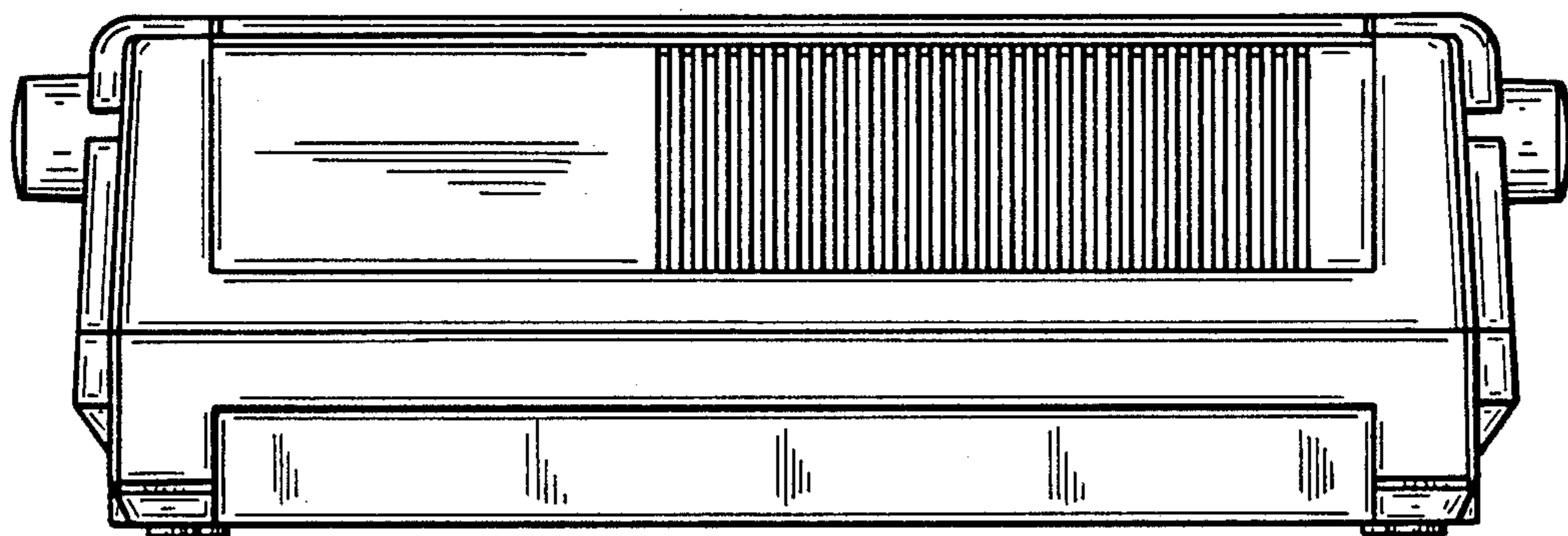
FIG_2




FIG_4




FIG_3



FIG_5



FIG_6



FIG_7