

[54] **TAPE PLAYER**

[75] **Inventor:** Masahiko Kobayashi, Kamakura, Japan
[73] **Assignee:** Kabushiki Kaisha Toshiba, Kawasaki, Japan
[**] **Term:** 14 Years
[21] **Appl. No.:** 241,398
[22] **Filed:** Sep. 7, 1988

[30] **Foreign Application Priority Data**

Mar. 15, 1988 [JP] Japan 63-10144
[52] **U.S. Cl.** D14/165; D14/188
[58] **Field of Search** D14/141, 160-168, D14/188-189, 191-192, 196, 199, 202, 299; 455/344, 350, 351

[56] **References Cited**

U.S. PATENT DOCUMENTS

D. 257,974 1/1981 Houlihan D14/165
D. 275,391 9/1984 Sumita D14/163
D. 277,564 2/1985 Ohno et al. D14/163
D. 277,565 2/1985 Murakami et al. D14/163
D. 288,440 2/1987 Sakamoto D14/165

OTHER PUBLICATIONS

HFD Jan. 18, 1988; p. 123; left-Sanyo Model P100. Matsushita Catalog of Tape Player, RQ-JA155 publisher Jan. 21, 1988.
Song Catalog of Tape Player, WM-503 published Nov. 1987.

Primary Examiner—Theodore M. Shooman
Attorney, Agent, or Firm—Oblon, Spivak, McClelland, Maier & Neustadt

[57] **CLAIM**

The ornamental design for a tape player, as shown.

DESCRIPTION

FIG. 1 is a front, top and left side perspective view of a tape player showing my new design; FIG. 2 is a front elevational view thereof; FIG. 3 is a right side elevational view thereof; FIG. 4 is a left side elevational view thereof; FIG. 5 is a rear elevational view thereof; FIG. 6 is a top plan view thereof; FIG. 7 is a bottom plan view thereof; and FIG. 8 is a front, top and left side perspective view thereof with the cover in an open position.





FIG. 1




FIG. 2




FIG. 3




FIG. 4




FIG. 5

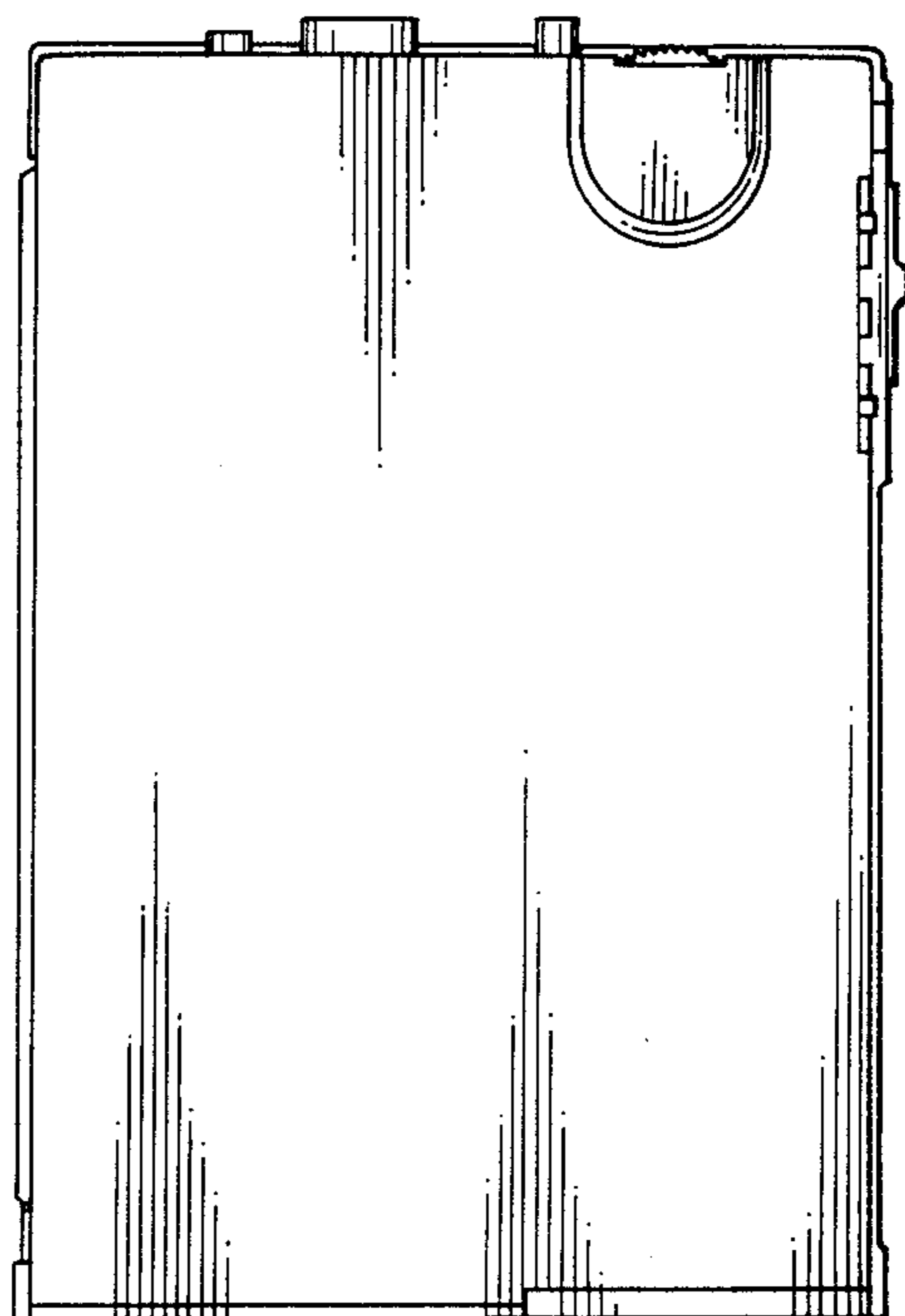


FIG. 6

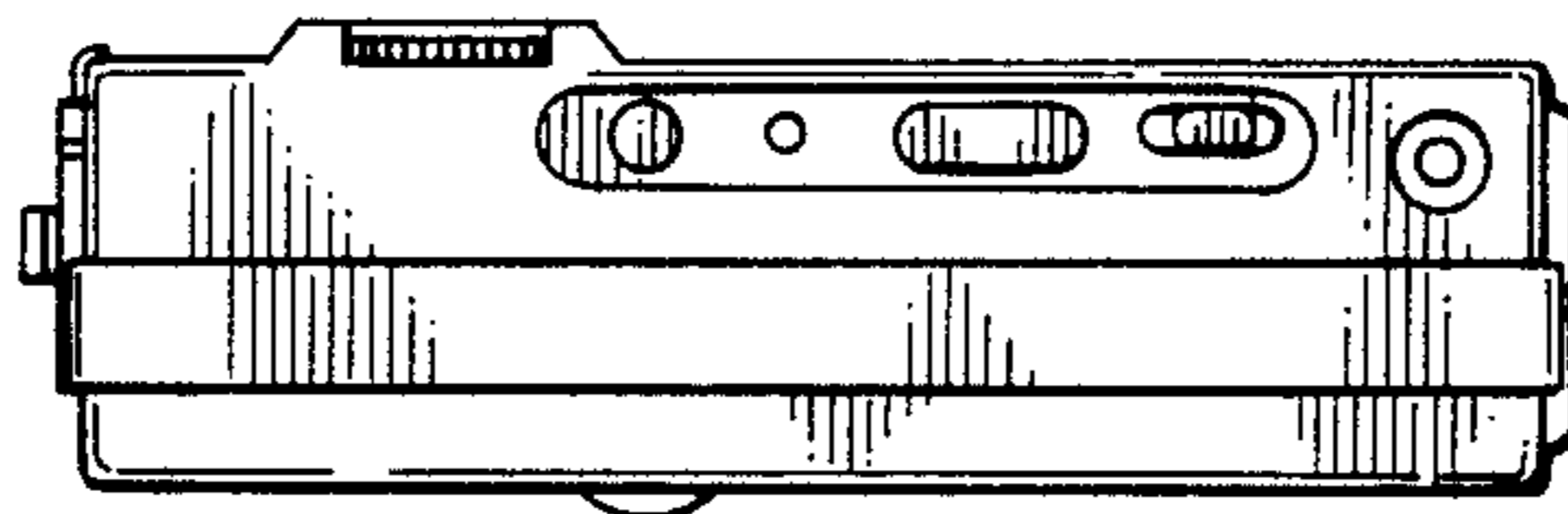


FIG. 7

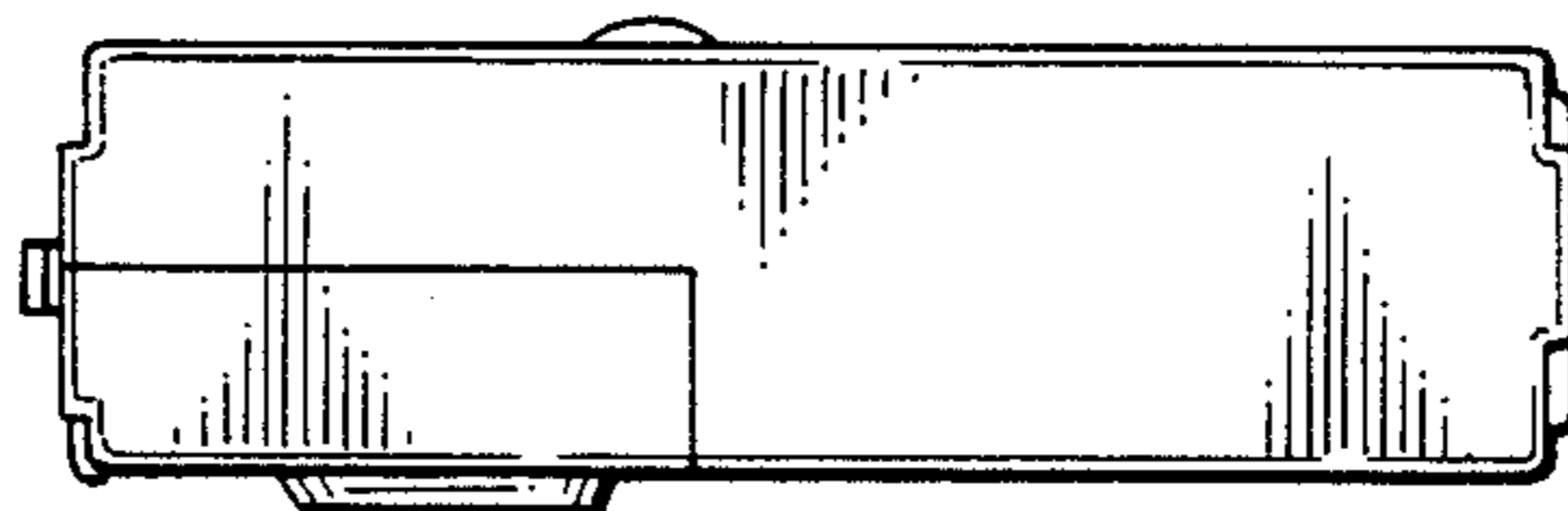


FIG. 8

