

[54] COMBINED TAPE RECORDER, RADIO AND COMPACT DISC PLAYER

D. 295,855 5/1988 Koo D14/163
D. 296,690 7/1988 Koo D14/168

[75] Inventors: Yoshitsugu Hirose; Nobuyuki Tani; Yasuo Matsudaira, all of Osaka, Japan

[73] Assignee: Sharp Corporation, Osaka, Japan

[**] Term: 14 Years

[21] Appl. No.: 162,474

[22] Filed: Mar. 1, 1988

[30] Foreign Application Priority Data

Sep. 3, 1987 [JP] Japan 62-36263

[52] U.S. Cl. D14/163; D14/168; D14/156

[58] Field of Search D14/141, 156, 160-168, D14/188-189, 191-192, 196, 199, 202, 299; 455/344, 350, 351

[56] References Cited

U.S. PATENT DOCUMENTS

D. 274,722 7/1984 Mishiro et al. D14/163
D. 277,751 2/1985 Ohno et al. D14/163
D. 283,613 4/1986 Nakamura et al. D14/163

OTHER PUBLICATIONS

HFD; 01/12/87; p. 97; Topleft-Quasar Model GX3850 Radio Cassette.

HFD; 06/01/87; p. 116; top right-Gran Prix dual cassette portable stereo.

Primary Examiner—Theodore M. Shooman
Attorney, Agent, or Firm—Flehr, Hohbach, Test, Albritton & Herbert

[57] CLAIM

The ornamental design for a combined tape recorder, radio and compact disc player, as shown and described.

DESCRIPTION

FIG. 1 is a top, front and right side perspective view of a combined tape recorder, radio and compact disc player showing our new design, with the covers in an open position;

FIG. 2 is a front elevational view thereof;


FIG. 3 is a rear elevational view thereof;

FIG. 4 is a top plan view thereof;

FIG. 5 is a bottom plan view thereof;

FIG. 6 is a right side elevational view thereof; and

FIG. 7 is a left side elevational view thereof.



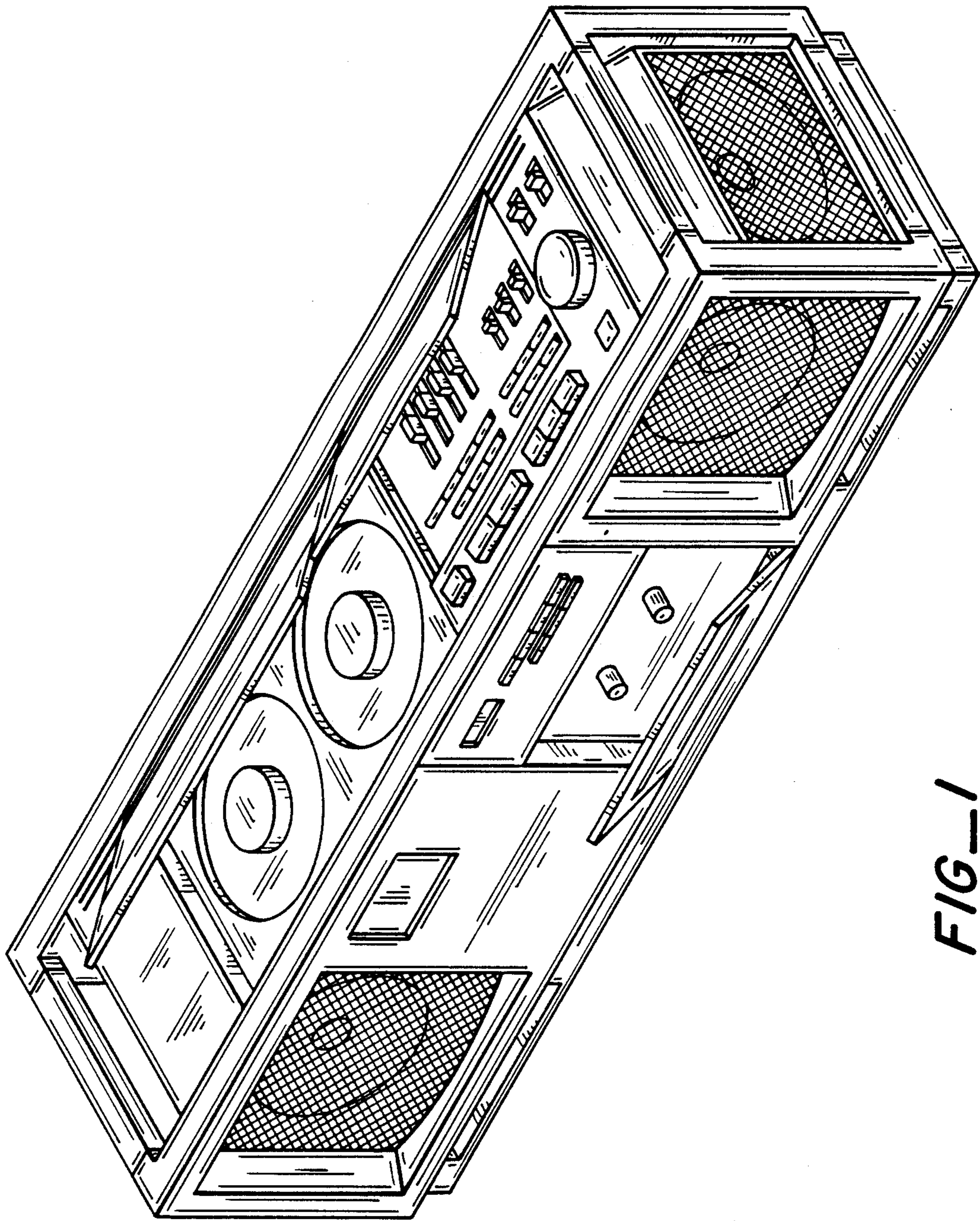
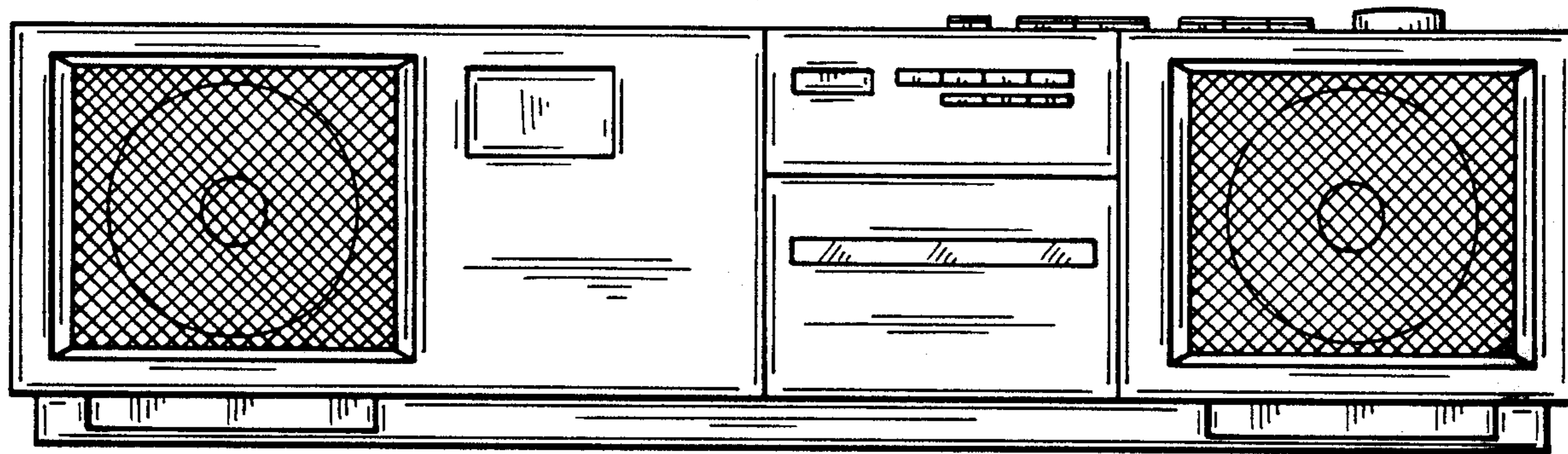




FIG. 1



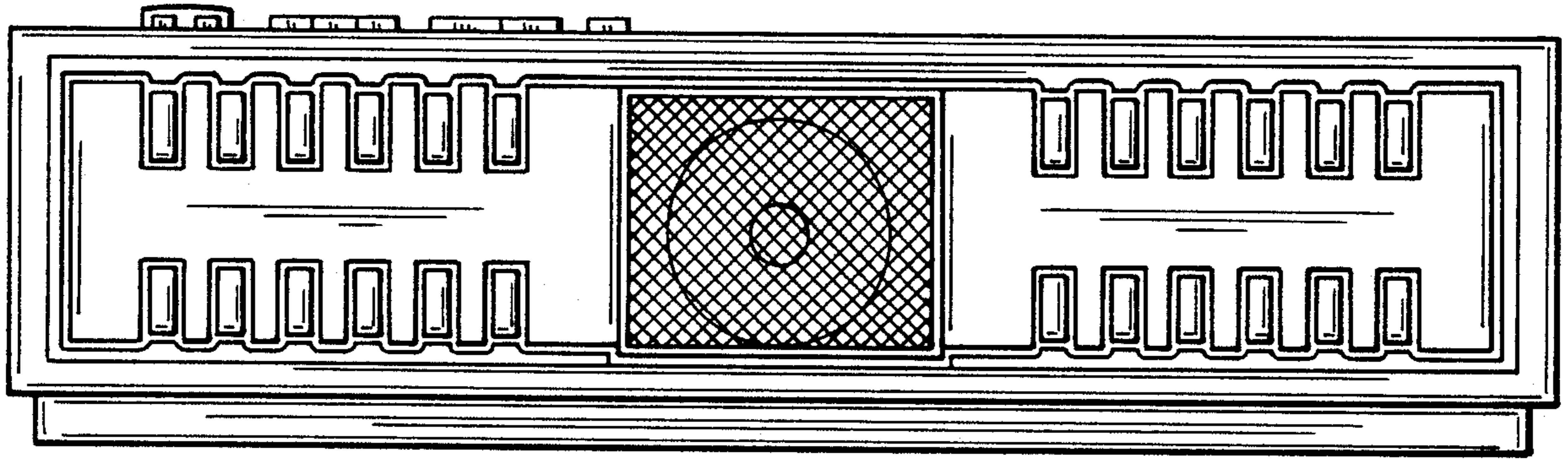
FIG_2




FIG_4




FIG_6



FIG_3



FIG_5



FIG_7