

[54] WRISTWATCH

[75] Inventors: C. Michael Jacobi, Middlebury, Conn.; M. Amelia Kennedy, Rochester, N.Y.

[73] Assignee: Timex Corporation, Waterbury, Conn.

[\*\*] Term: 14 Years

[21] Appl. No.: 26,345

[22] Filed: Mar. 12, 1987

[52] U.S. Cl. .... D10/32

[58] Field of Search ..... D2/275; D10/32, 38, D10/39; D11/3, 4, 12, 13, 19, 25; 24/588, 615, 632, 647; 36/83, 7.1 R, 7.4; 368/220, 228, 232, 276, 282, 285, 316, 317

[56] References Cited

U.S. PATENT DOCUMENTS

- D. 16,678 5/1886 Preston ..... D2/275
- D. 52,465 9/1918 Block ..... D10/32
- D. 83,764 3/1931 Stegeman ..... D10/38

- D. 116,634 9/1939 Stuart ..... D2/275
- D. 154,559 7/1949 Marcus ..... D11/12
- 1,498,126 6/1924 Smith ..... D11/3
- 1,836,955 12/1931 Carlson ..... D11/12
- 2,035,671 3/1936 Sauer ..... D10/32
- 2,471,694 5/1949 Maestri ..... D10/32
- 4,653,933 3/1987 Reichel ..... 368/282

Primary Examiner—Nelson C. Holtje  
Assistant Examiner—Gary D. Watson  
Attorney, Agent, or Firm—William C. Crutcher

[57] CLAIM

The ornamental design for a wristwatch, as shown and described.

DESCRIPTION

FIG. 1 is a front plan view of a wristwatch showing our new design;  
FIG. 2 is a left side elevational view thereof;  
FIG. 3 is a right side elevational view thereof;  
FIG. 4 is a bottom plan view thereof;  
FIG. 5 is a top plan view thereof; and  
FIG. 6 is a rear plan view thereof.



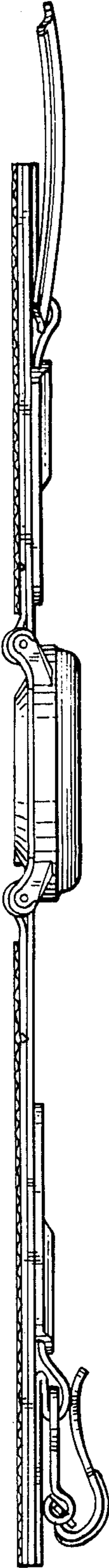


FIG. 2




FIG. 1

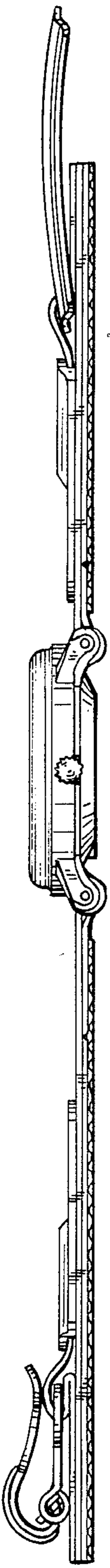


FIG. 3




FIG. 4




FIG. 5

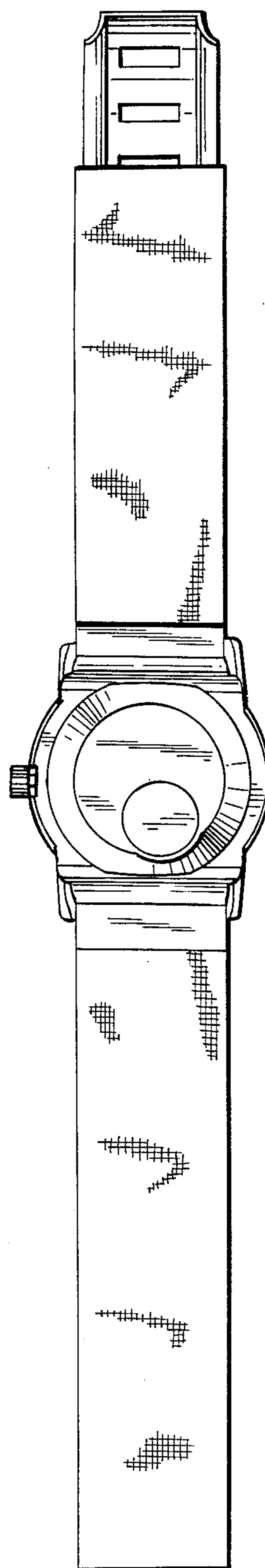


FIG. 6