

[54] COMBINED DRAIN OIL COLLECTION AND STORAGE CONTAINER

[75] Inventor: Richard O. Bartz, Edina, Minn.

[73] Assignee: Innovative Technology, Inc., Minneapolis, Minn.

[**] Term: 14 Years

[21] Appl. No.: 126,674

[22] Filed: Nov. 30, 1987

[52] U.S. Cl. D9/374; D9/376

[58] Field of Search D9/374, 376, 367, 373, D9/375, 411, 378; 215/1 R, 1 C; 220/1 C

[56] References Cited

U.S. PATENT DOCUMENTS

- Re. 27,449 8/1972 Bartz .
- D. 211,504 6/1968 Vanderhyde D9/375
- D. 220,470 4/1971 Lewis .
- D. 229,483 12/1973 Cutler D9/376
- D. 279,078 6/1985 Franchi et al. D9/378 X
- D. 282,527 2/1986 Larson et al. D9/376
- 3,746,200 7/1973 Flider .
- 3,940,002 2/1976 Schieman 215/1 C
- 4,010,863 3/1977 Ebel .
- 4,301,841 11/1981 Sandow .
- 4,308,955 1/1982 Schieser et al. .
- 4,488,584 12/1984 Hestehave et al. .
- 4,513,865 4/1985 Melzi et al. .
- 4,524,866 6/1985 Pollaco .
- 4,632,268 12/1986 Melzi et al. .
- 4,640,431 2/1987 Harrison .

4,673,081 6/1987 Habig et al. .

FOREIGN PATENT DOCUMENTS

- 39736 10/1975 Canada .
- 957107 2/1957 Fed. Rep. of Germany .
- MR 2737 12/1973 Fed. Rep. of Germany .
- 967340 10/1974 United Kingdom .
- 1416096 12/1975 United Kingdom .

OTHER PUBLICATIONS

The Aries Industries, Inc., publication--"Oil Drain Pit".
 Motortrend, Dec. 1976, pp. 73,74, and 115--"Basic Tools".
 Mechanix Illustrated, Nov. 1976, pp. 142--"Oil Catcher".

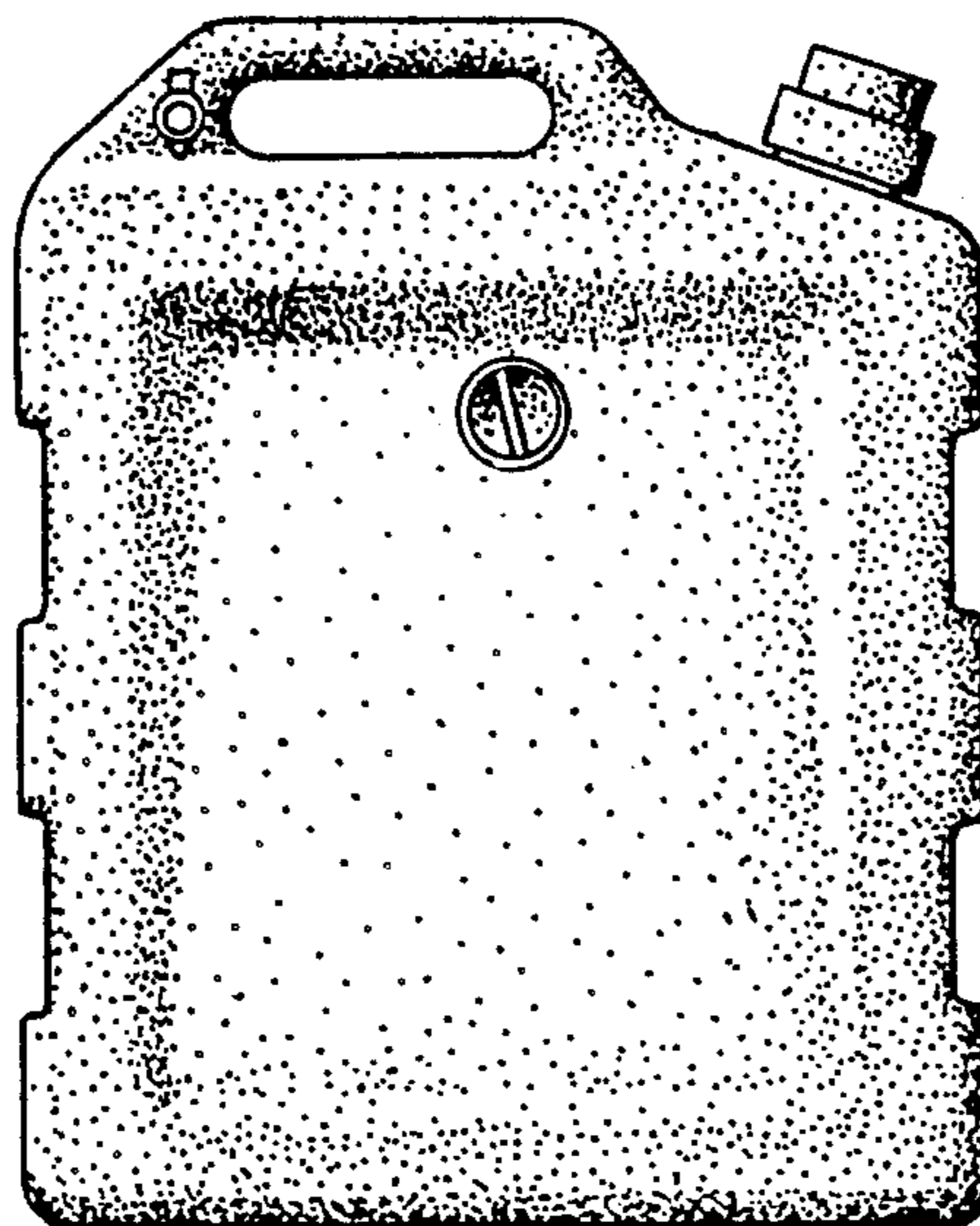
Primary Examiner—Melvin B. Feifer
 Assistant Examiner—Lucy Lieberman

[57] CLAIM

The ornamental design for a combined drain oil collection and storage container, as shown and described.

DESCRIPTION

FIG. 1 is a perspective view of a combined drain oil collection and storage container showing my new design;
 FIG. 2 is a front elevational view thereof;
 FIG. 3 is a side elevational view of the right side thereof;
 FIG. 4 is a rear elevational view thereof;
 FIG. 5 is a side elevational view of the left side thereof;
 FIG. 6 is a top view thereof; and
 FIG. 7 is a bottom view thereof.



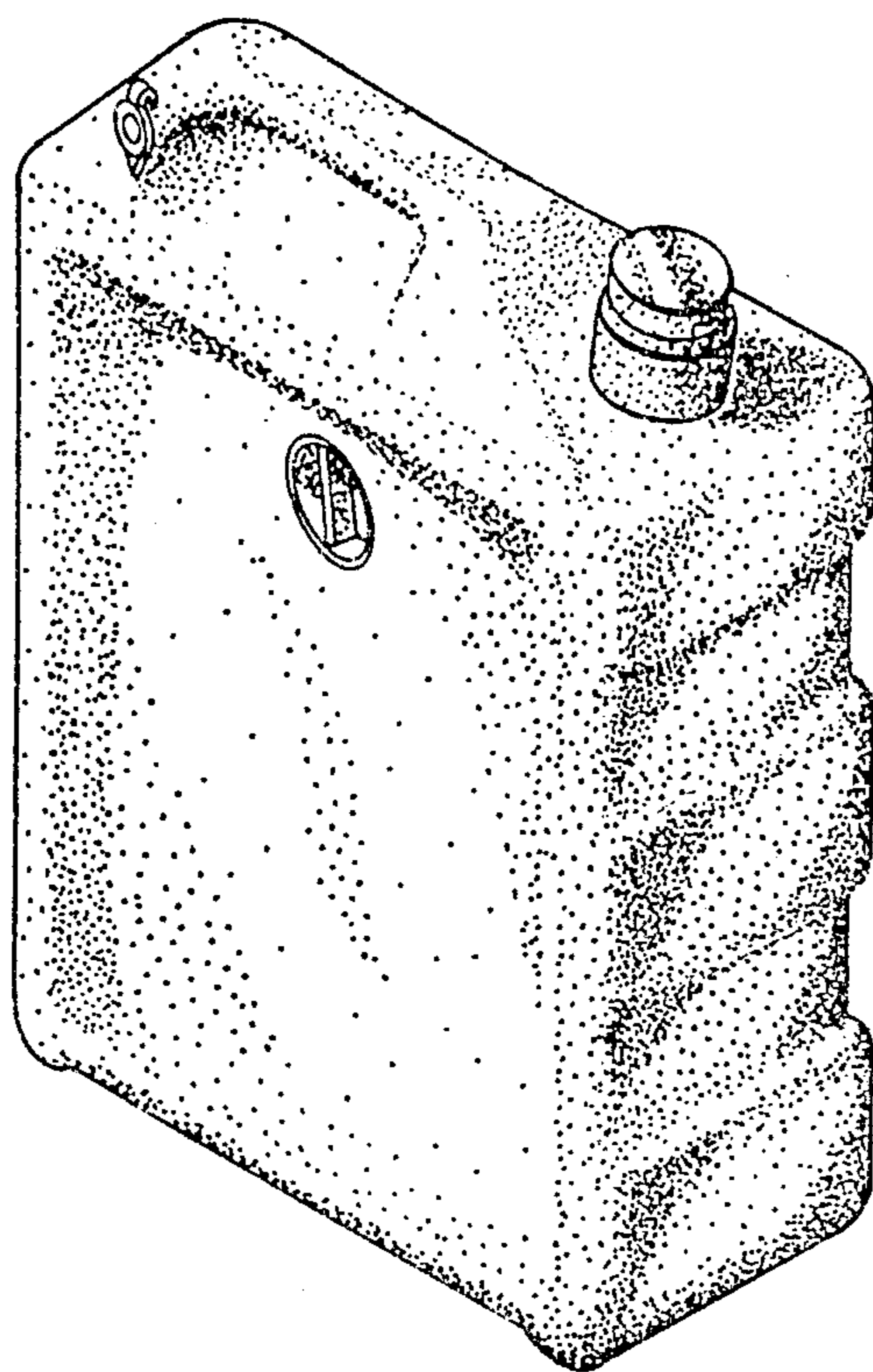


Fig 1

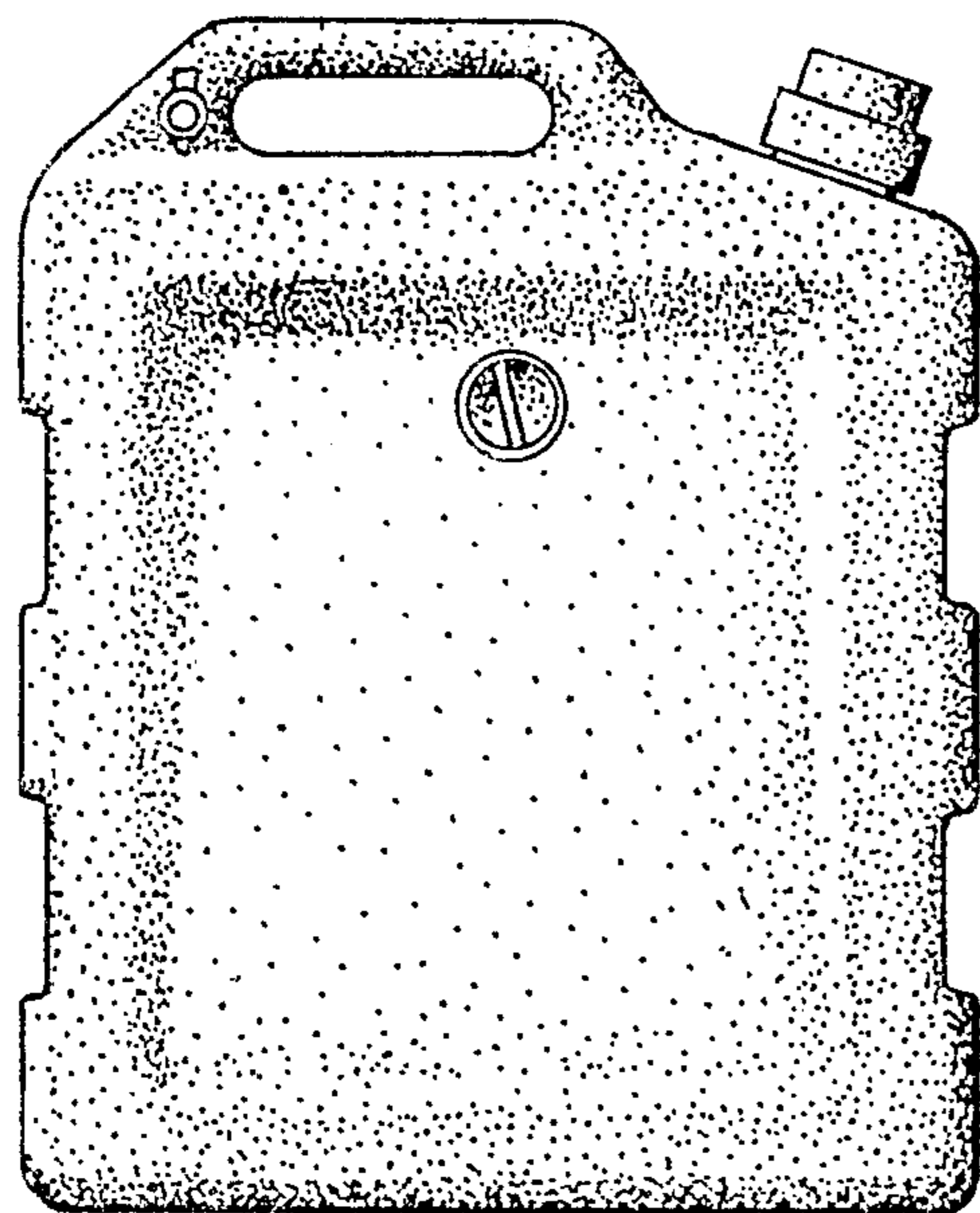


Fig 2



Fig 3

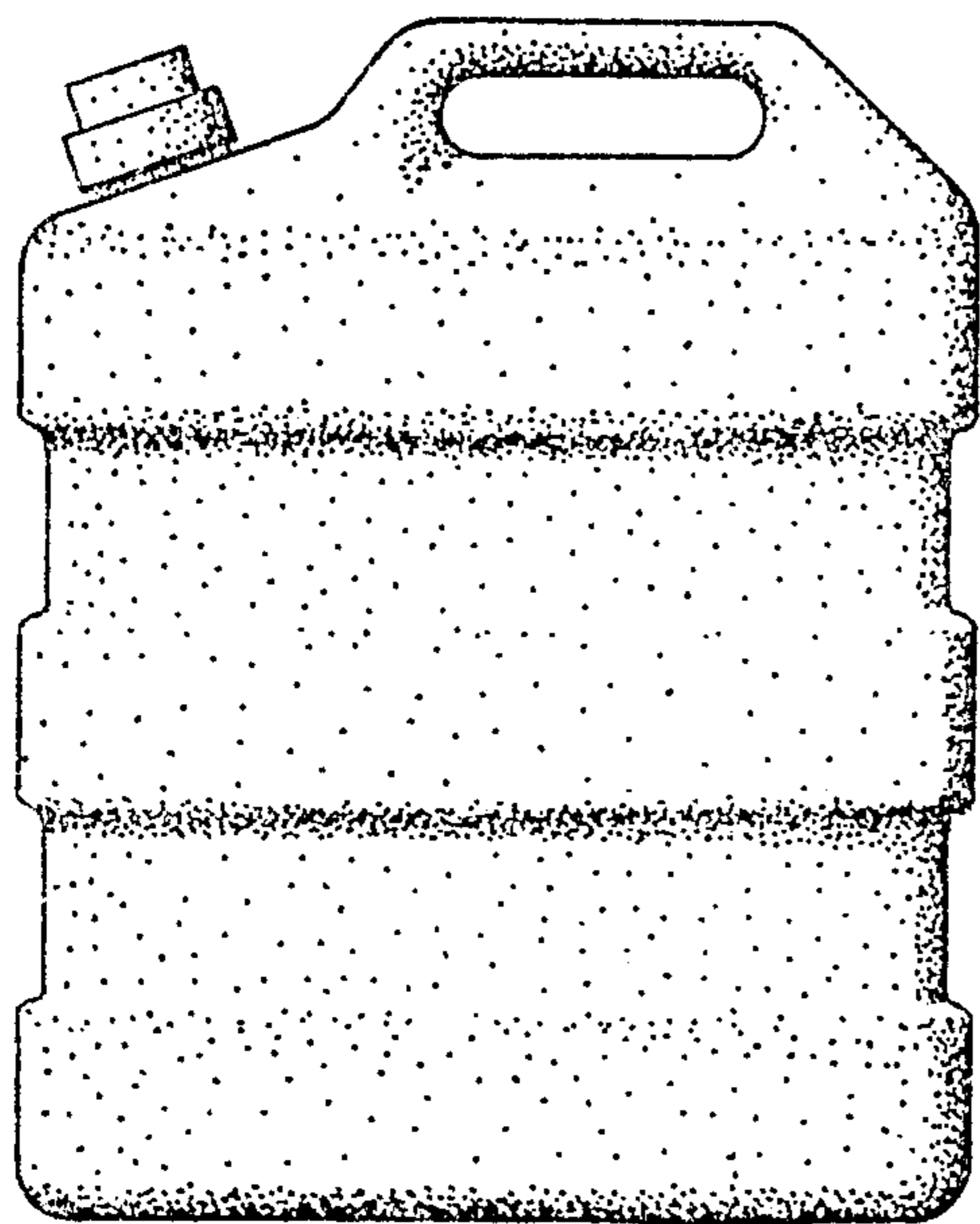


Fig. 4

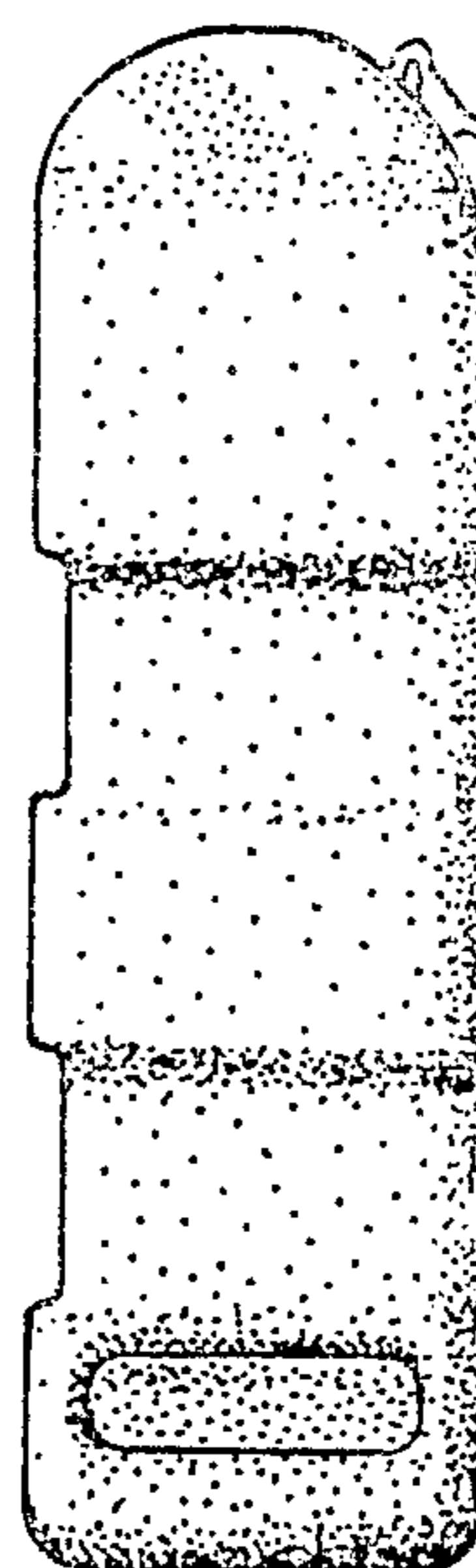


Fig. 5




Fig. 6

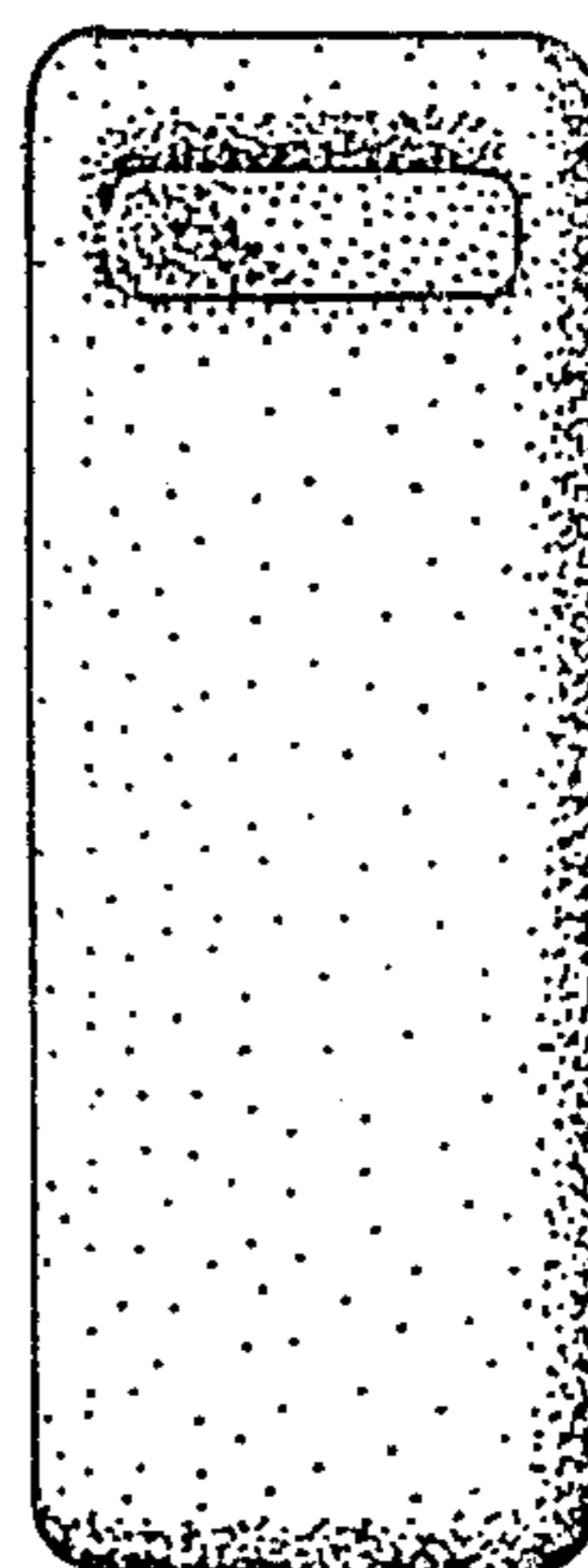


Fig. 7