

[54] ROTARY TOOL

[75] Inventor: Madhu Patel, Skokie, Ill.

[73] Assignee: Sears, Roebuck and Co., Chicago, Ill.

[\*\*] Term: 14 Years

[21] Appl. No.: 83,103

[22] Filed: Aug. 10, 1987

[52] U.S. Cl. .... D8/61; D8/62

[58] Field of Search ..... D8/30, 61, 62; D4/100, D4/101, 102; D19/53; 81/54, 57.11, 57.13, 57.14, 57.26; 51/170 PT; 173/163; 310/50

[56] References Cited

U.S. PATENT DOCUMENTS

D. 163,760	6/1951	Lustig	.....	D8/61
2,532,823	12/1950	Schumann	.....	173/163
3,873,863	3/1975	Pew	.....	173/163 X

OTHER PUBLICATIONS

*Jensen Tools Catalog*; Fall 1975; pp. 76, 77; Dremel Power Tools, Models 260 and 370/380.

*Black and Decker Power Tools & Accessories Catalog*; ©1985; p. 255; second panel; detailing tool #9806.

*Primary Examiner*—Winifred E. Herrmann

*Assistant Examiner*—John Warchol

*Attorney, Agent, or Firm*—Wood, Phillips, Mason, Recktenwald & Van Santen

[57] CLAIM

The ornamental design for a rotary tool, as shown and described.

DESCRIPTION

FIG. 1 is a right side elevational view of a rotary tool showing my new design;



FIG. 2 is a bottom plan view thereof;

FIG. 3 is a rear elevational view thereof;

FIG. 4 is a left side elevational view thereof;

FIG. 5 is a top plan view thereof; and

FIG. 6 is a front elevational view thereof.



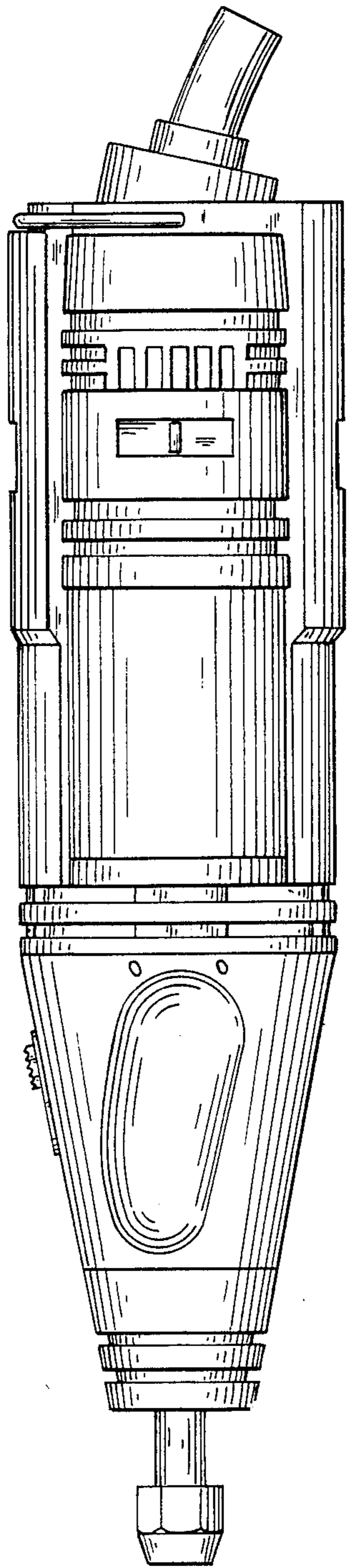


FIG. 1

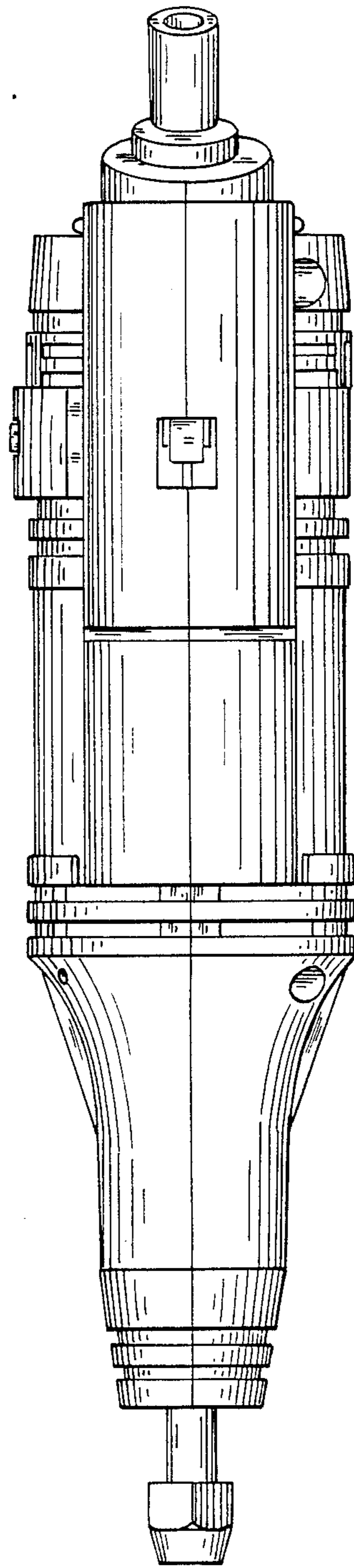


FIG. 2

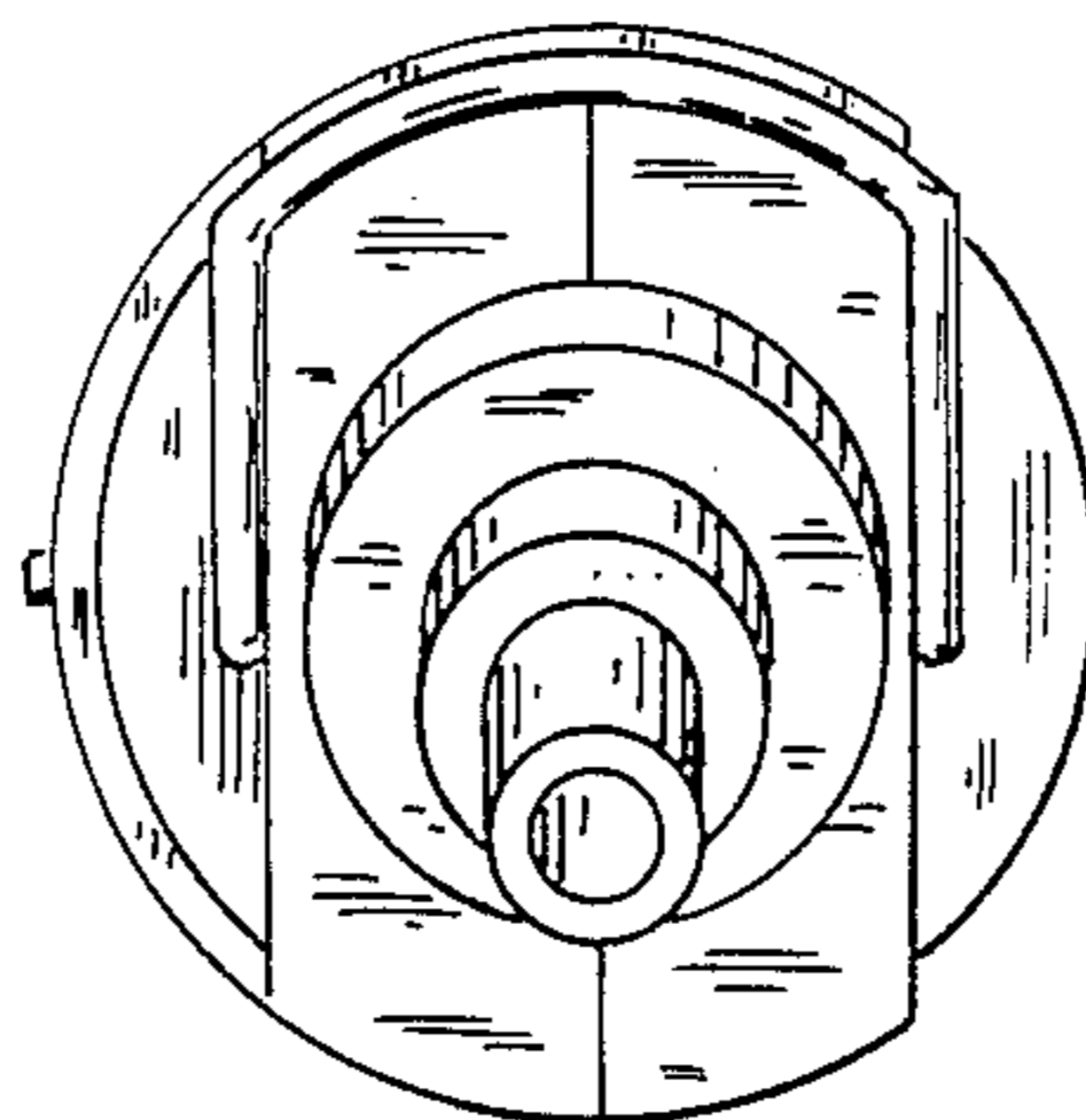


FIG. 3

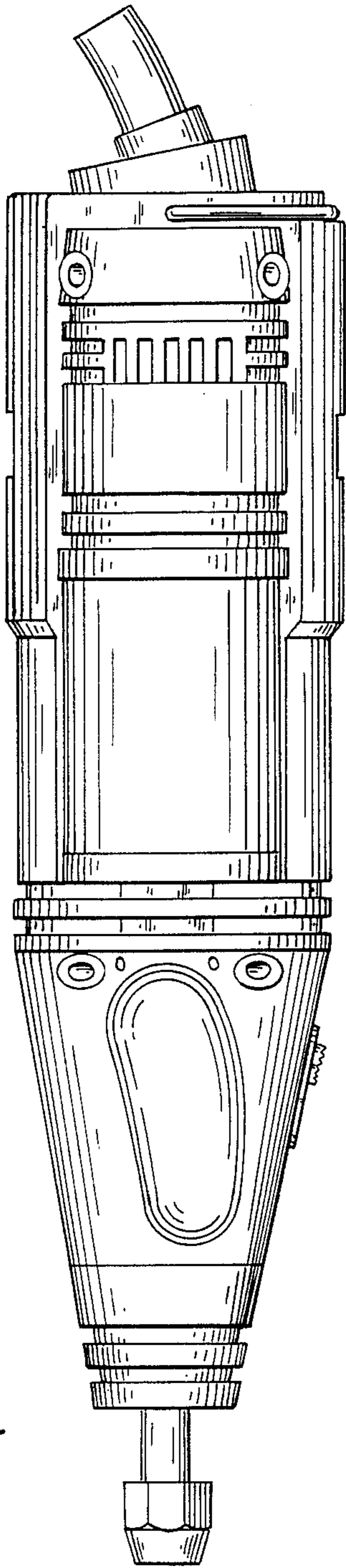


FIG. 4




FIG. 5

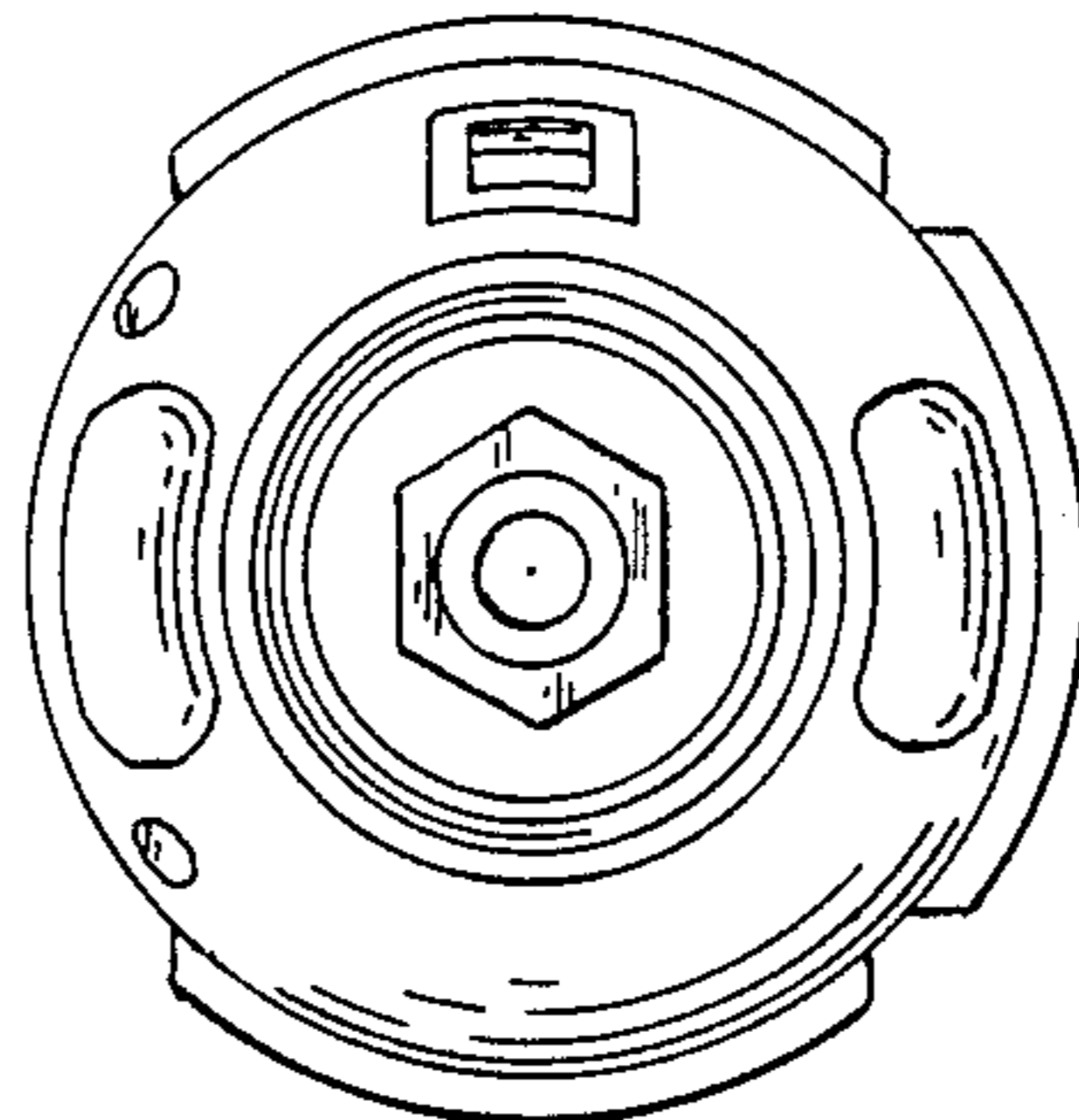


FIG. 6