

[54] **COMBINED GLOVE AND FORM**

[75] **Inventors: Fung-Bor Chen, Sandy; Wu-Nan Huang, Salt Lake City, both of Utah; Carl M. Rogers, Ware Shoals, S.C.**

[73] **Assignee: Becton, Dickinson and Company, Franklin Lakes, N.J.**

[\*\*] **Term: 14 Years**

[21] **Appl. No.: 35,945**

[22] **Filed: Apr. 8, 1987**

[52] **U.S. Cl. .... D2/617**

[58] **Field of Search ..... D29/20, 22; D2/610, D2/614-621; 223/78-80; 2/158-160, 161 R, 161 A, 162-163, 168-169, 16, 20**

[56] **References Cited**

**U.S. PATENT DOCUMENTS**

D. 169,047	3/1953	Sebrell .....	D29/22
D. 188,835	9/1960	Hoffstein .....	D29/22
D. 200,756	4/1965	Rowley et al. ....	D29/22
D. 235,175	5/1975	Berger et al. ....	D29/22
D. 247,528	3/1978	Heavner, Jr. et al. ....	D2/621
3,541,609	11/1970	Povlacs et al. ....	D29/22

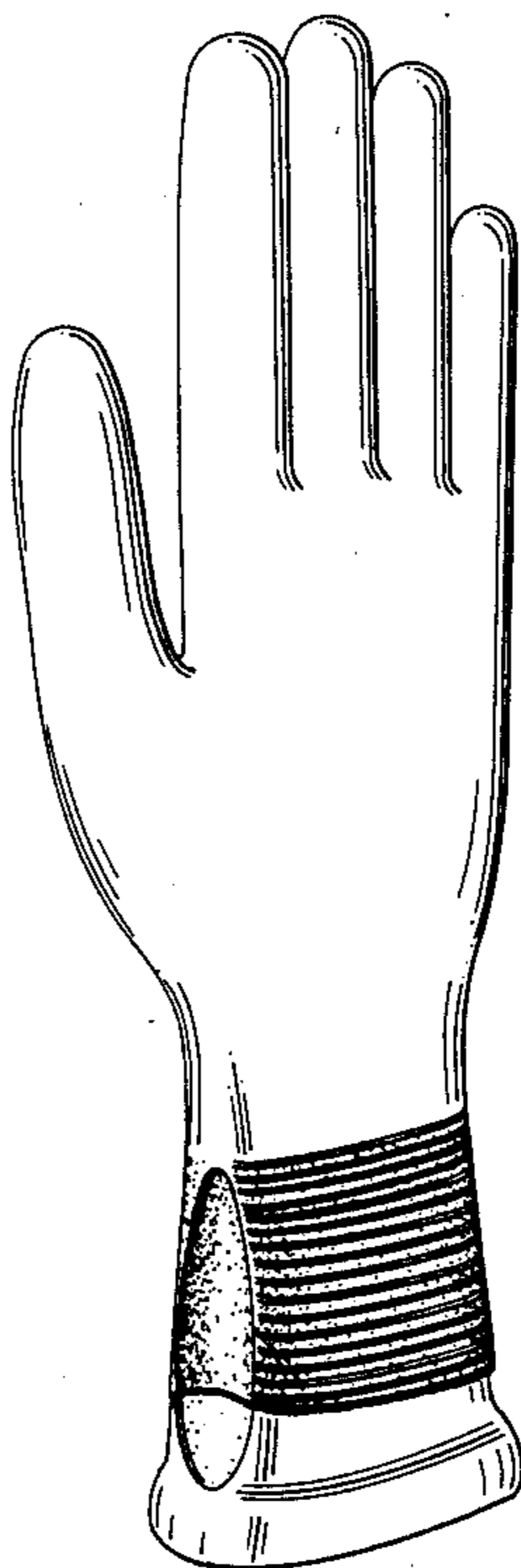
*Primary Examiner*—A. Hugo Word  
*Assistant Examiner*—Ruth McInroy  
*Attorney, Agent, or Firm*—Aaron Passman

[57] **CLAIM**

The ornamental design for a combined glove and form, as shown.

**DESCRIPTION**

FIG. 1 is a front elevational view of a combined glove and form showing our new design;  
FIG. 2 is a side elevational view thereof;  
FIG. 3 is a top plan view thereof; and  
FIG. 4 is a front perspective view thereof.



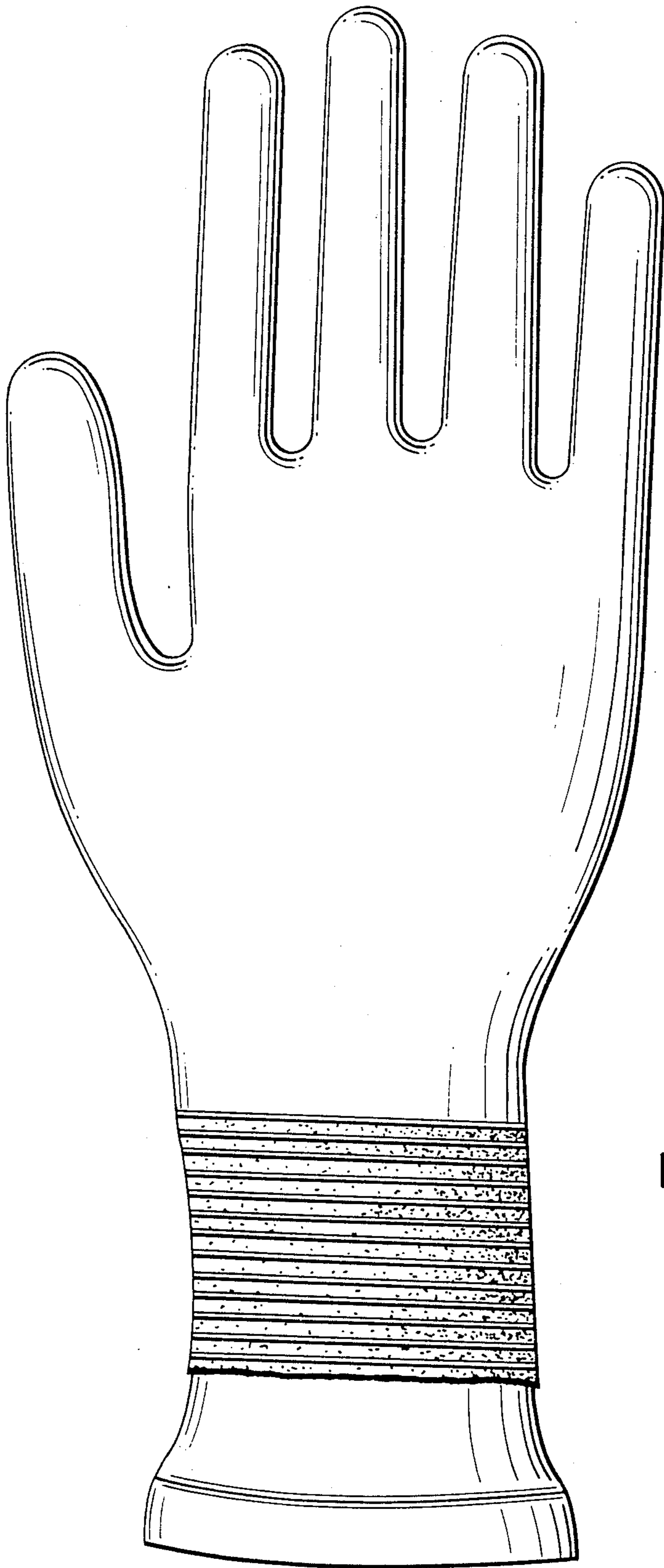


FIG. 1




FIG. 2

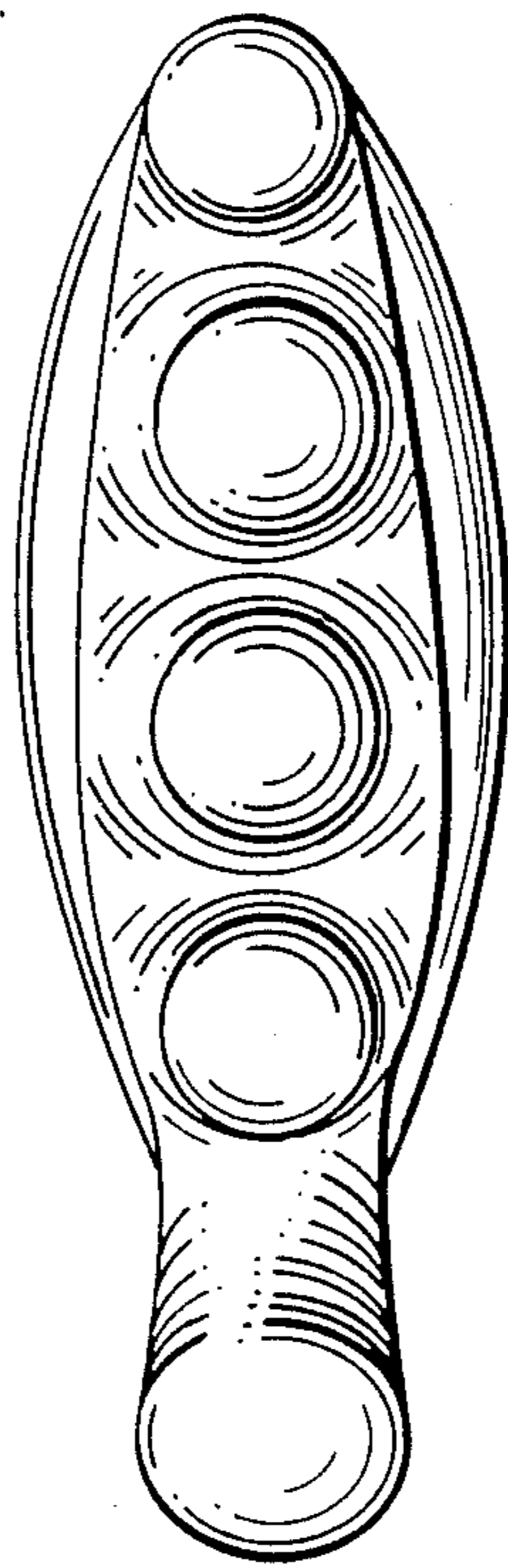


FIG. 3

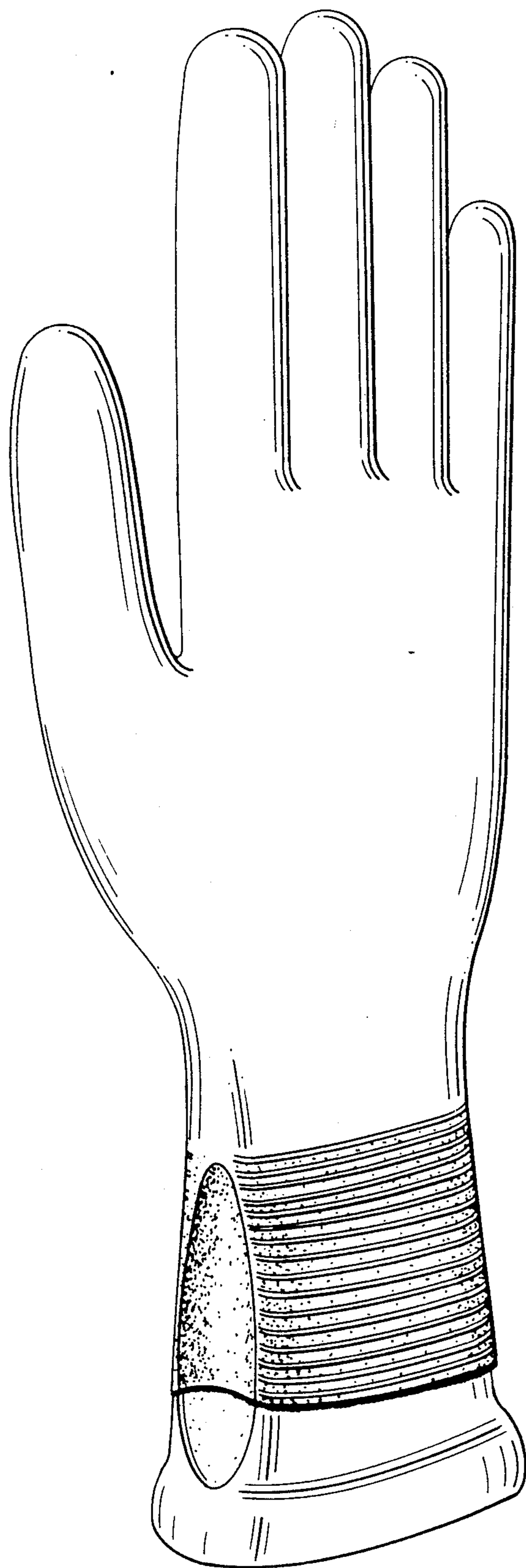


FIG. 4