

# United States Patent [19]

Revell et al.

[11] Patent Number: Des. 310,111

[45] Date of Patent: \*\* Aug. 21, 1990

[54] **TOY AUTOMOBILE**

[75] Inventors: **Ian T. Revell**, Knutsford; **Ruth Elliott**, Stockport, both of England

[73] Assignee: **Hestair Kiddicraft Limited**, Bristol, England

[\*\*] Term: **14 Years**

[21] Appl. No.: **341,068**

[22] Filed: **Apr. 20, 1989**

[30] **Foreign Application Priority Data**

Nov. 22, 1988 [GB] United Kingdom ..... 1055142

[52] U.S. Cl. .... **D21/128; D21/136**

[58] Field of Search ..... **D21/161, 124, 73, 129, D21/131, 136, 134, 137, 141; 446/433, 440, 441, 450, 452, 460, 465, 466, 467, 468, 470**

[56] **References Cited**

**U.S. PATENT DOCUMENTS**

D. 221,094 7/1971 Greenwood ..... D21/137

D. 260,663	9/1981	Yamashina .....	D21/134
D. 262,564	1/1982	Yamashina .....	D21/137
D. 267,896	2/1983	Nuttall et al. ....	D21/161
D. 268,506	4/1983	Tung .....	D21/161
D. 282,675	2/1986	Arigaya .....	D21/136
D. 289,820	5/1987	Paik et al. ....	D21/161
D. 296,224	6/1988	Nakao et al. ....	D21/128

*Primary Examiner*—Charles A. Rademaker

*Assistant Examiner*—Alicia A. Farrell

[57] **CLAIM**

The ornamental design for a toy automobile, as shown and described.

**DESCRIPTION**

FIG. 1 is a perspective view of a toy automobile showing our new design;

FIG. 2 is a front elevational view thereof;

FIG. 3 is a rear elevational view thereof;

FIG. 4 is a left side elevational view thereof;

FIG. 5 is a right side elevational view thereof;

FIG. 6 is a top plan view thereof; and

FIG. 7 is a bottom plan view thereof.




FIG. 1




FIG. 2




FIG. 3

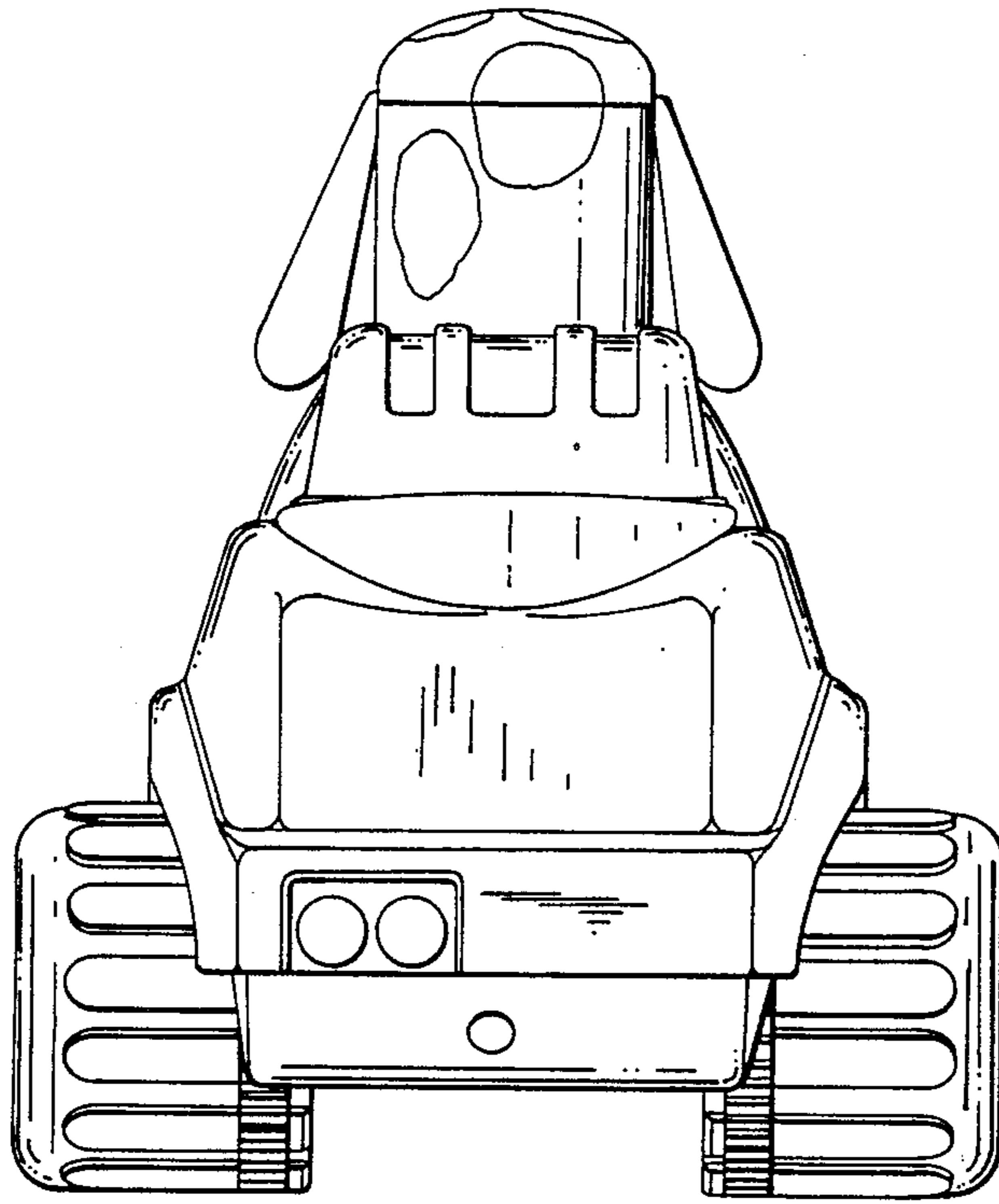


FIG. 4




FIG. 5






FIG. 6

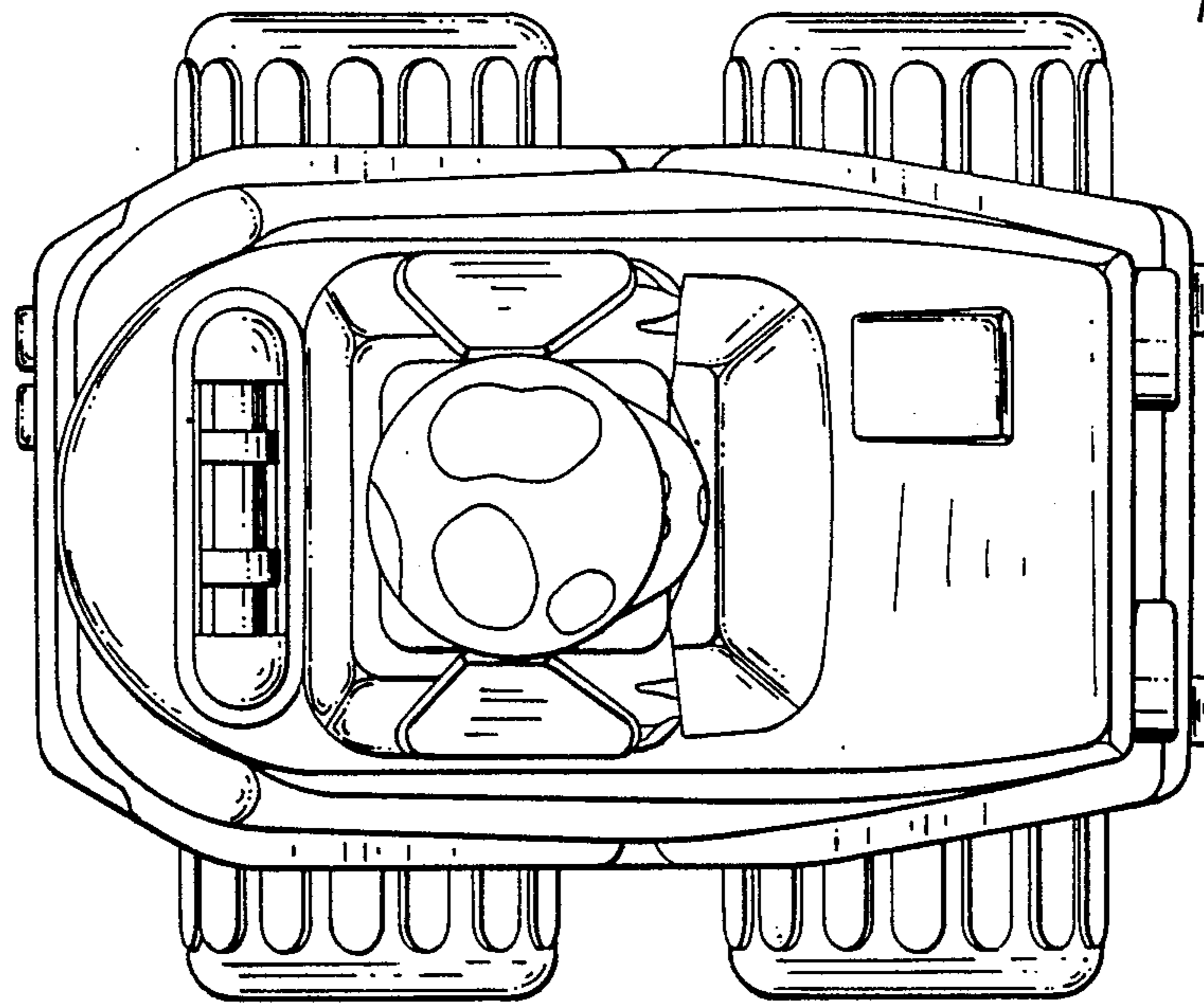


FIG. 7

