

[54] COMBINATION COVER AND HOLDER FOR WRITING INSTRUMENT

[75] Inventor: Randolph A. Gauthier, Beverly, Mass.

[73] Assignee: Deidre Stanley, South Yarmouth, Mass. ; a part interest

[**] Term: 14 Years

[21] Appl. No.: 86,658

[22] Filed: Aug. 17, 1987

[52] U.S. Cl. D19/55; D19/65

[58] Field of Search D19/35, 36, 41-51, D19/54-58; 401/6, 7, 8, 48, 88

[56] References Cited

U.S. PATENT DOCUMENTS

| | | | | |
|------------|--------|----------|-------|----------|
| D. 159,247 | 7/1950 | Bodor | | D19/54 |
| 1,974,667 | 9/1934 | Solinger | | 401/88 X |
| 3,338,217 | 8/1967 | Harrison | | 401/6 X |
| 3,947,977 | 4/1976 | Bishop | | 401/6 X |

| | | | | |
|-----------|---------|---------|-------|-------|
| 4,030,841 | 6/1977 | Balasty | | 401/6 |
| 4,123,179 | 10/1978 | Pacheco | | 401/6 |

Primary Examiner—Bruce W. Dunkins
Assistant Examiner—Martha Thompson

[57] CLAIM

The ornamental design for combination cover and holder for writing instrument, as shown and described.

DESCRIPTION

FIG. 1 is a side elevational view of a combination cover and holder for a writing instrument showing my new design;

FIG. 2 is a side elevational view with the holder portion in an alternate position;

FIG. 3 is a fragmentary view of the cover portion;

FIG. 4 is a bottom plan view on an enlarged scale; and

FIG. 5 is a fragmentary top plan view, on an enlarged scale, taken along the lines 5—5 in FIG. 2.

The writing instruments depicted by means of broken lines in FIGS. 1 through 4 are for illustrative purposes only and form no part of the claimed design.

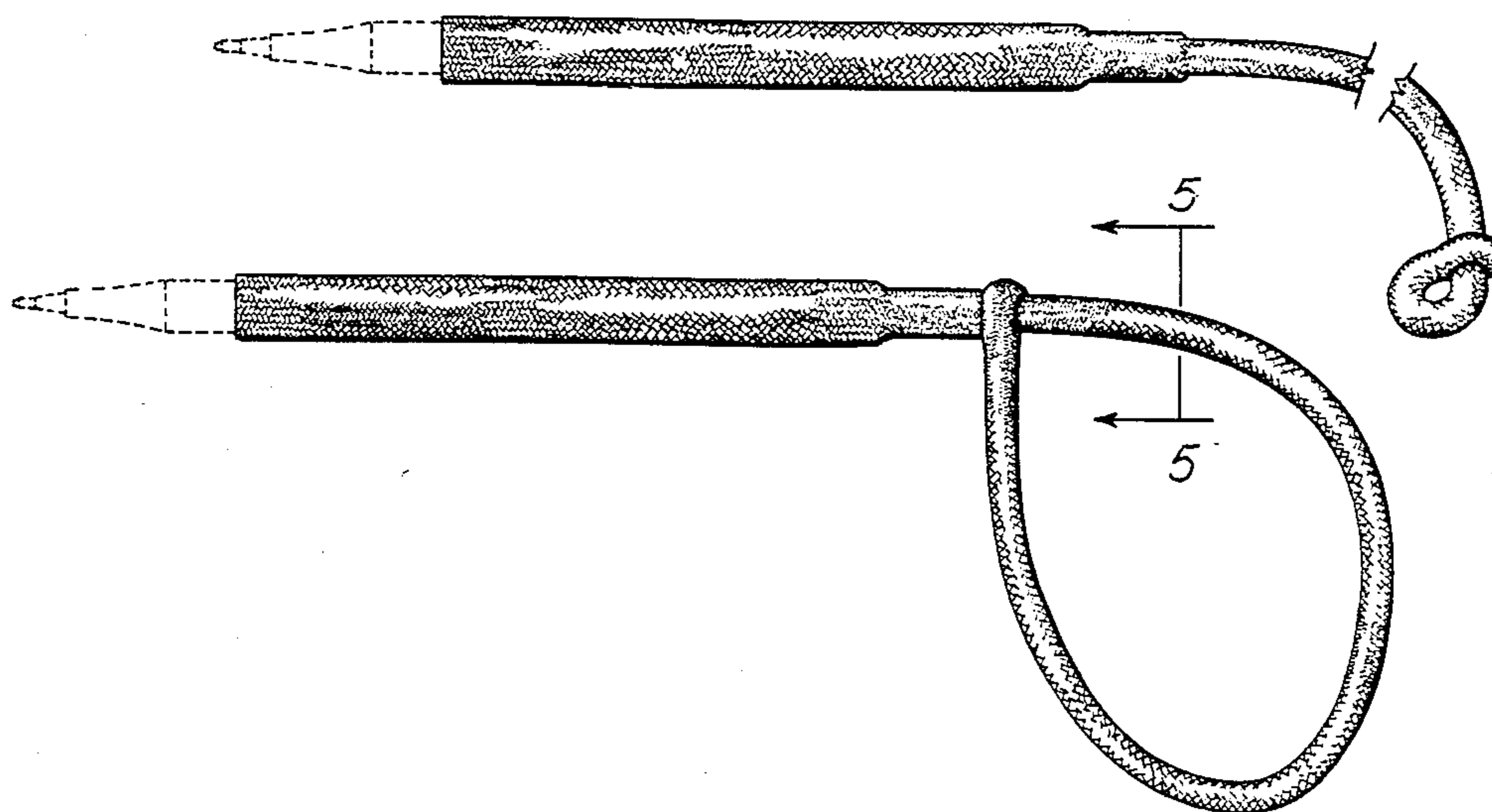


FIG. 1

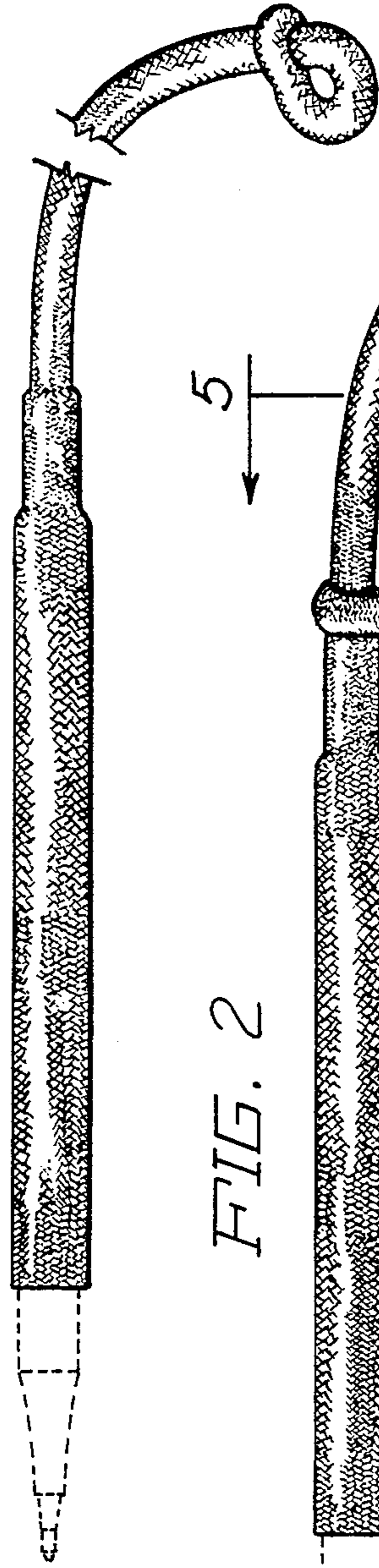


FIG. 2




FIG. 3

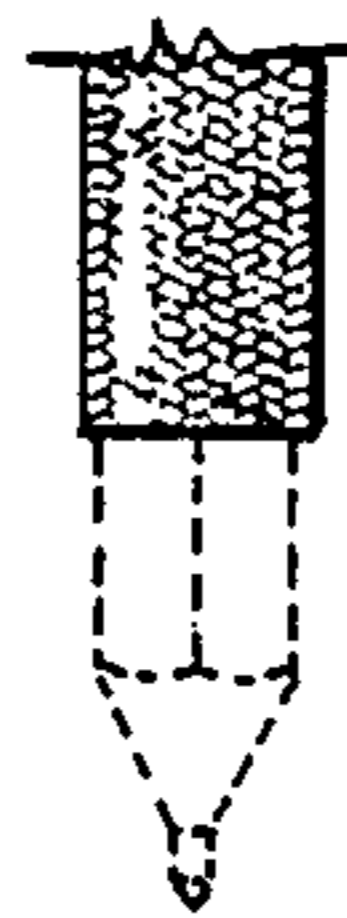


FIG. 4

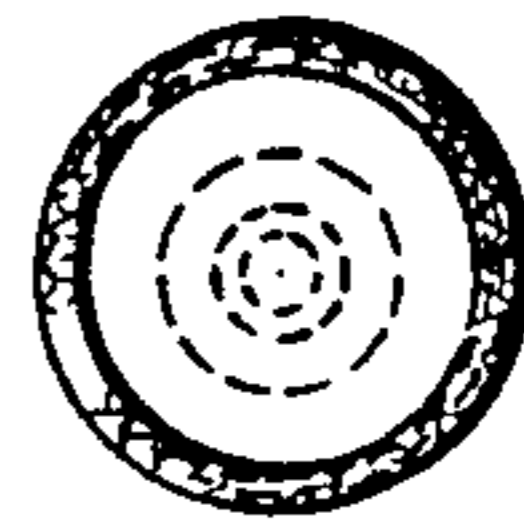


FIG. 5

