

[54] ELECTRONIC CALCULATOR

[75] Inventor: Isoroku Noguchi, Roselle, N.J.
[73] Assignee: Aurora Impex Corporation, N.J.
[**] Term: 14 Years

[21] Appl. No.: 52,566

[22] Filed: May 19, 1987

[52] U.S. Cl. D18/7

[58] Field of Search D18/1, 2, 6, 7, 11,
D18/12; 340/365, 700; 364/706-710

[56] References Cited

U.S. PATENT DOCUMENTS

D. 243,535	3/1977	Ikeda	D18/7
D. 245,108	7/1977	Pemberton	D18/7
D. 262,140	12/1981	Yamagami et al.	D18/11
D. 263,590	3/1982	Fukushima et al.	D18/7
D. 269,277	6/1983	Yoshioka et al.	D18/7
D. 269,356	6/1983	Yoshioka et al.	D18/7

OTHER PUBLICATIONS

Evans Catalog; 1980/81; p. 230; #5-Sharp Sensor Touch and #8-Sharp 8-Digit.

Hong Kong Enterprise; 3/1986; p. 207.

Primary Examiner—Nelson C. Holtje

Assistant Examiner—Caron D. Veynar

Attorney, Agent, or Firm—Koda & Androlia

[57] CLAIM

The ornamental design for an electronic calculator, as shown and described.

DESCRIPTION

FIG. 1 is a top plan view of an electronic calculator showing my new design;

FIG. 2 is a bottom plan view thereof;

FIG. 3 is a front elevational plan view thereof;

FIG. 4 is a rear elevational view thereof;

FIG. 5 is a right side elevational view thereof;

FIG. 6 is a left side elevational view thereof; and

FIG. 7 is a perspective view thereof; and

FIG. 8 is a top plan view thereof the broken lines showing a part of a carrying strap is environmental only and forms no part of the claimed design.

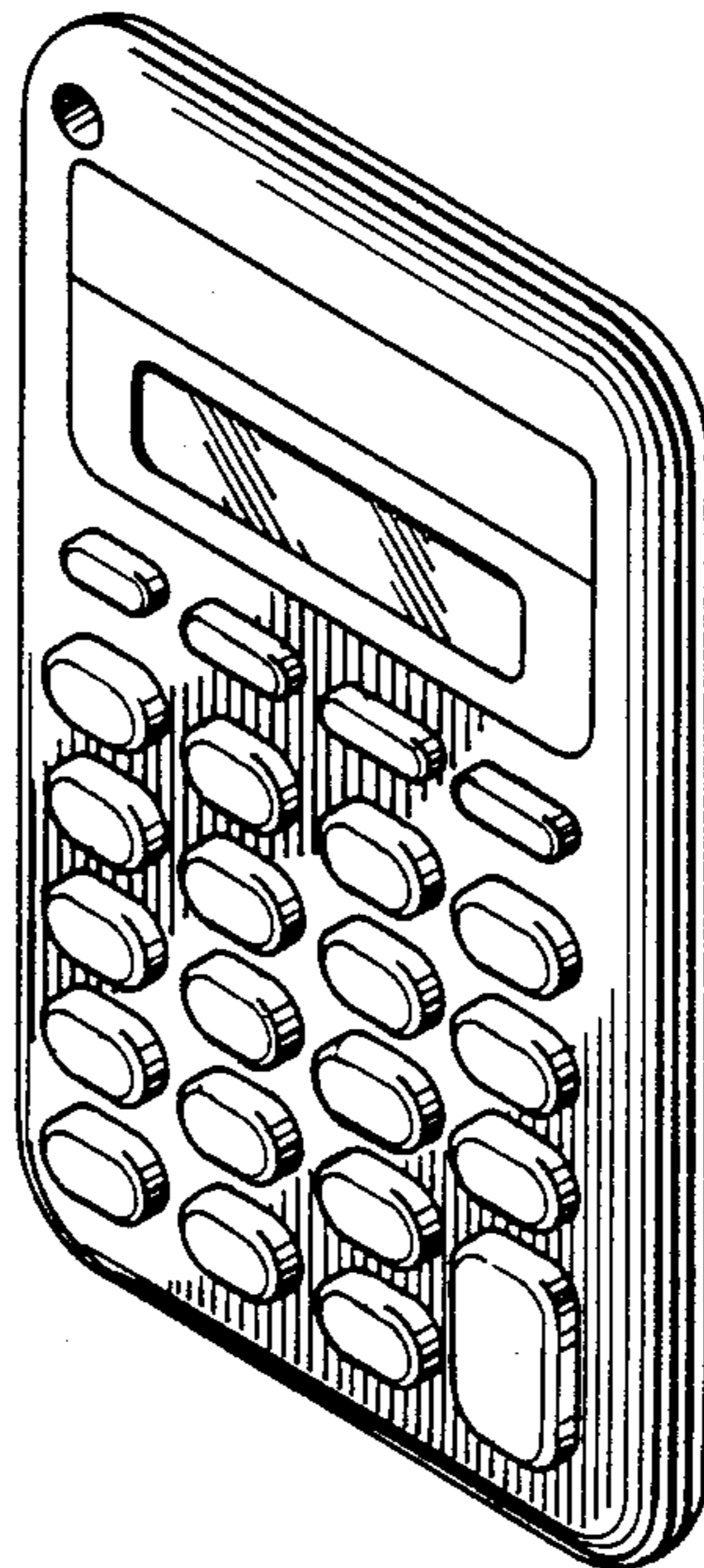


FIG. 1

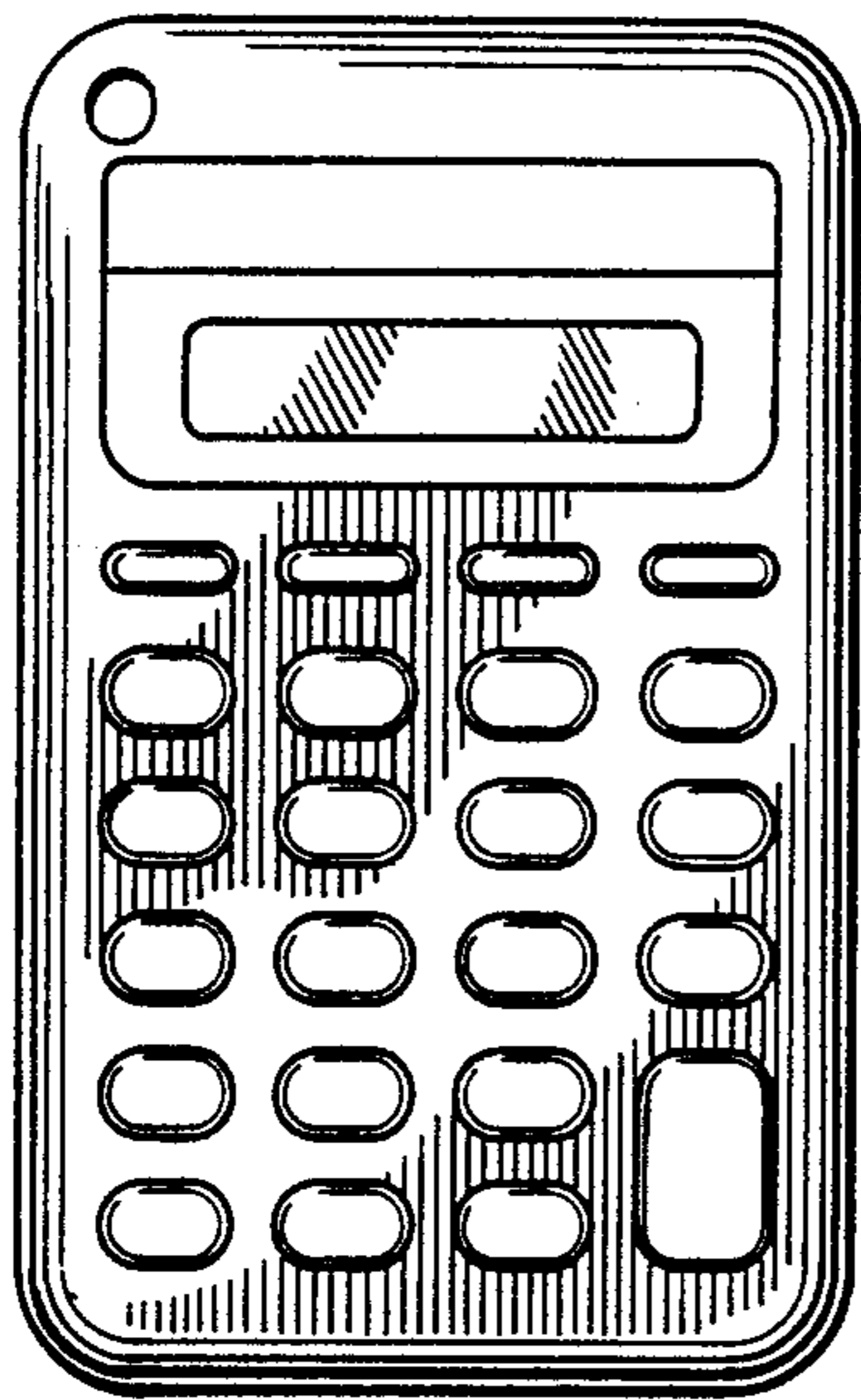


FIG. 5



FIG. 3



FIG. 4



FIG. 2

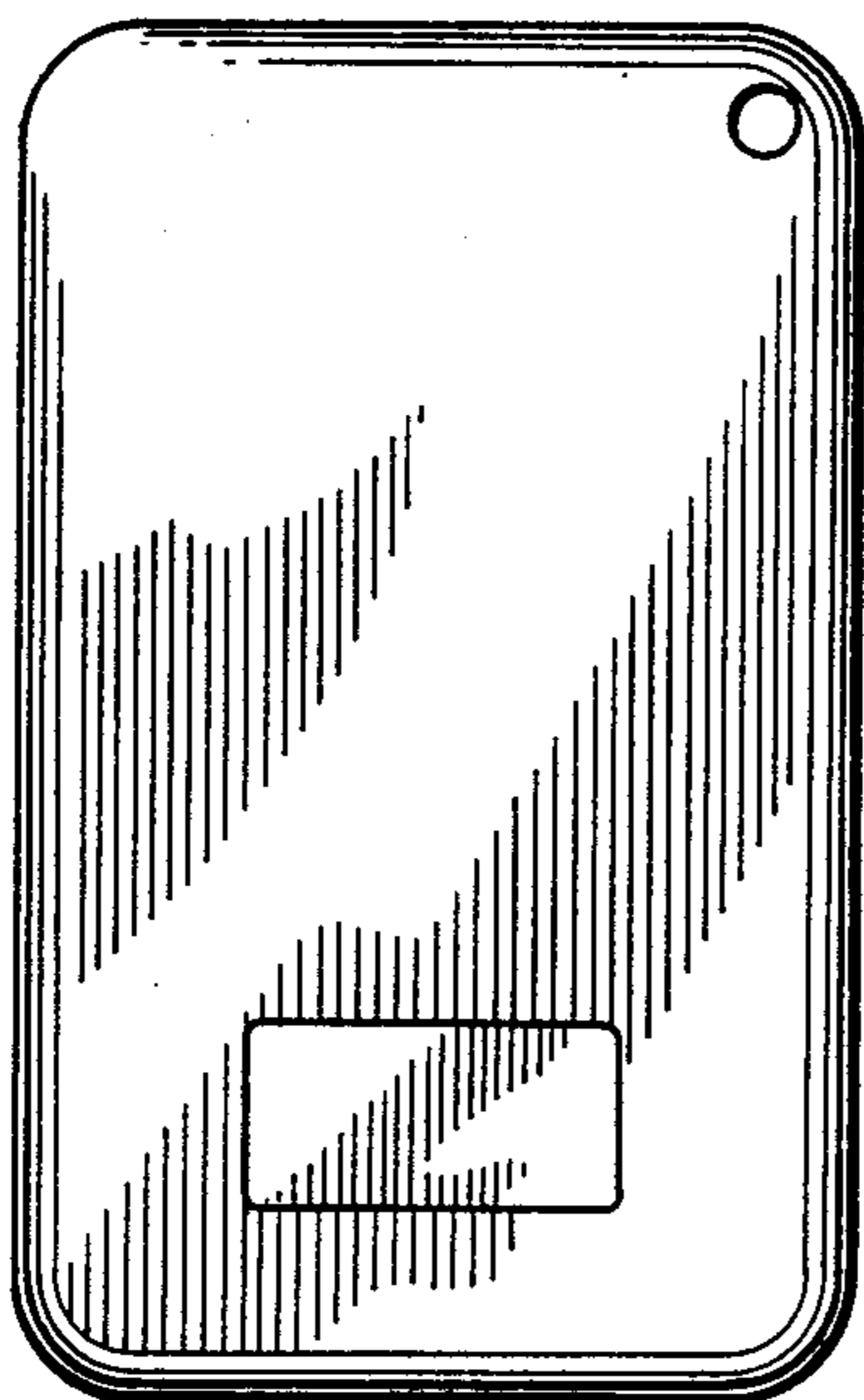


FIG. 6



FIG. 7

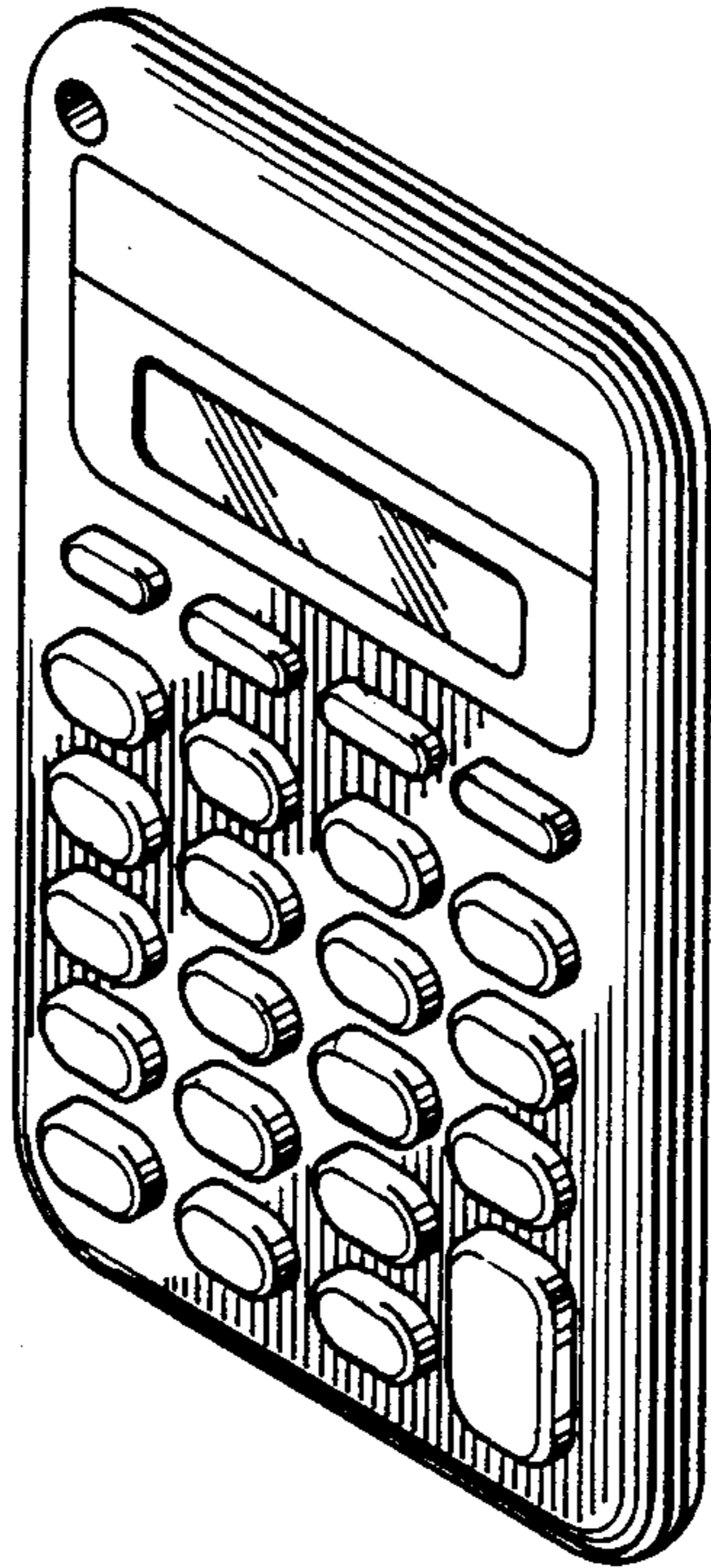


FIG. 8

