

[54] **ELECTRONIC CALCULATOR**

[75] **Inventor: Isoroku Noguchi, Roselle, N.J.**
[73] **Assignee: Aurora Impex Corporation, N.J.**
[**] **Term: 14 Years**
[21] **Appl. No.: 52,565**

[22] **Filed: May 19, 1987**
[52] **U.S. Cl. D18/7**
[58] **Field of Search D18/1, 2, 6, 7, 11,
D18/12; 340/365, 700; 364/706-710**

[56] **References Cited**
U.S. PATENT DOCUMENTS

D. 235,879	7/1975	Kitai	D18/7
D. 245,108	7/1977	Pemberton	D18/7
D. 245,370	8/1977	Maeda et al.	D18/7
4,189,912	2/1980	Washizuka et al.	364/708

OTHER PUBLICATIONS

Hong Kong Enterprise; 5/1981; p. 303; Brinlock Abacus 8000.

Primary Examiner—Nelson C. Holtje
Assistant Examiner—Caron D. Veynar
Attorney, Agent, or Firm—Koda & Androlia

[57] **CLAIM**

The ornamental design for an electronic calculator, as shown and described.

DESCRIPTION

FIG. 1 is a top plan view of an electronic calculator showing my new design;
FIG. 2 is a bottom plan view thereof;
FIG. 3 is a front elevational view thereof;
FIG. 4 is a rear elevational view thereof;
FIG. 5 is a right side elevational view thereof;
FIG. 6 is a left side elevational view thereof; and
FIG. 7 is a perspective view thereof; and
FIG. 8 is a top plan view thereof the broken line showing a part of a carrying strap is environmental only and forms no part of the claimed design.

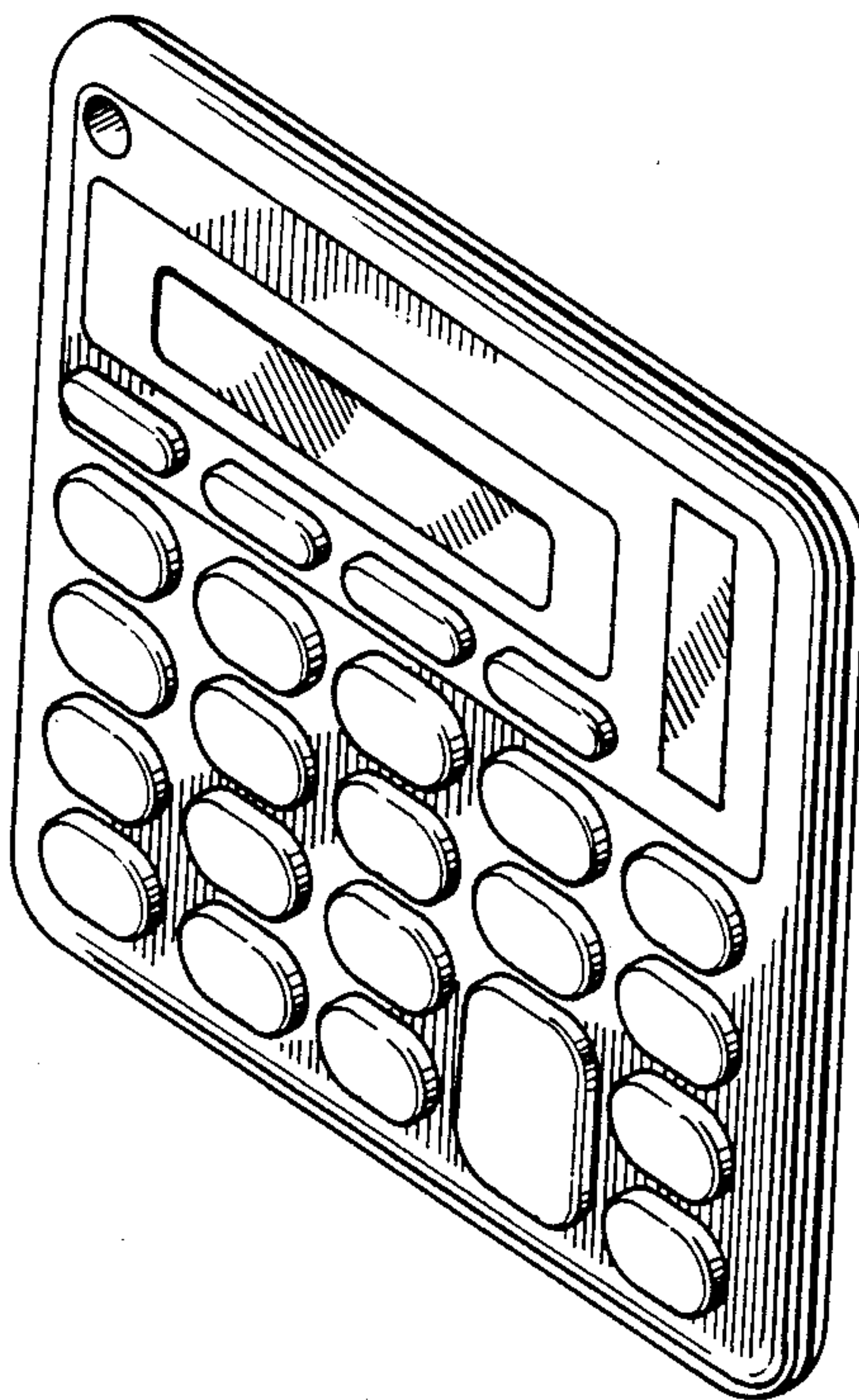


FIG. 1




FIG. 5



FIG. 3



FIG. 4



FIG. 2

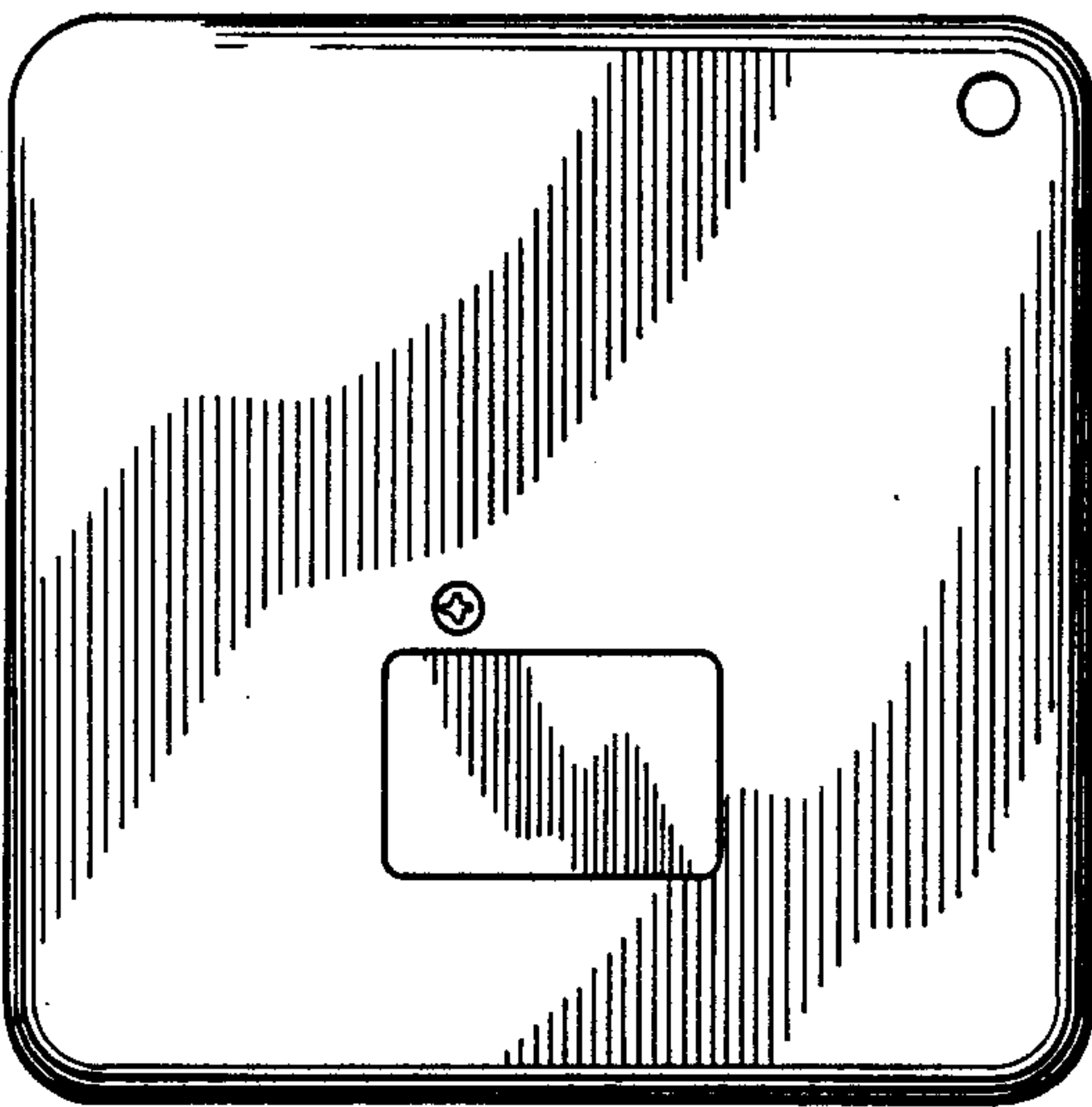


FIG. 6



FIG. 7

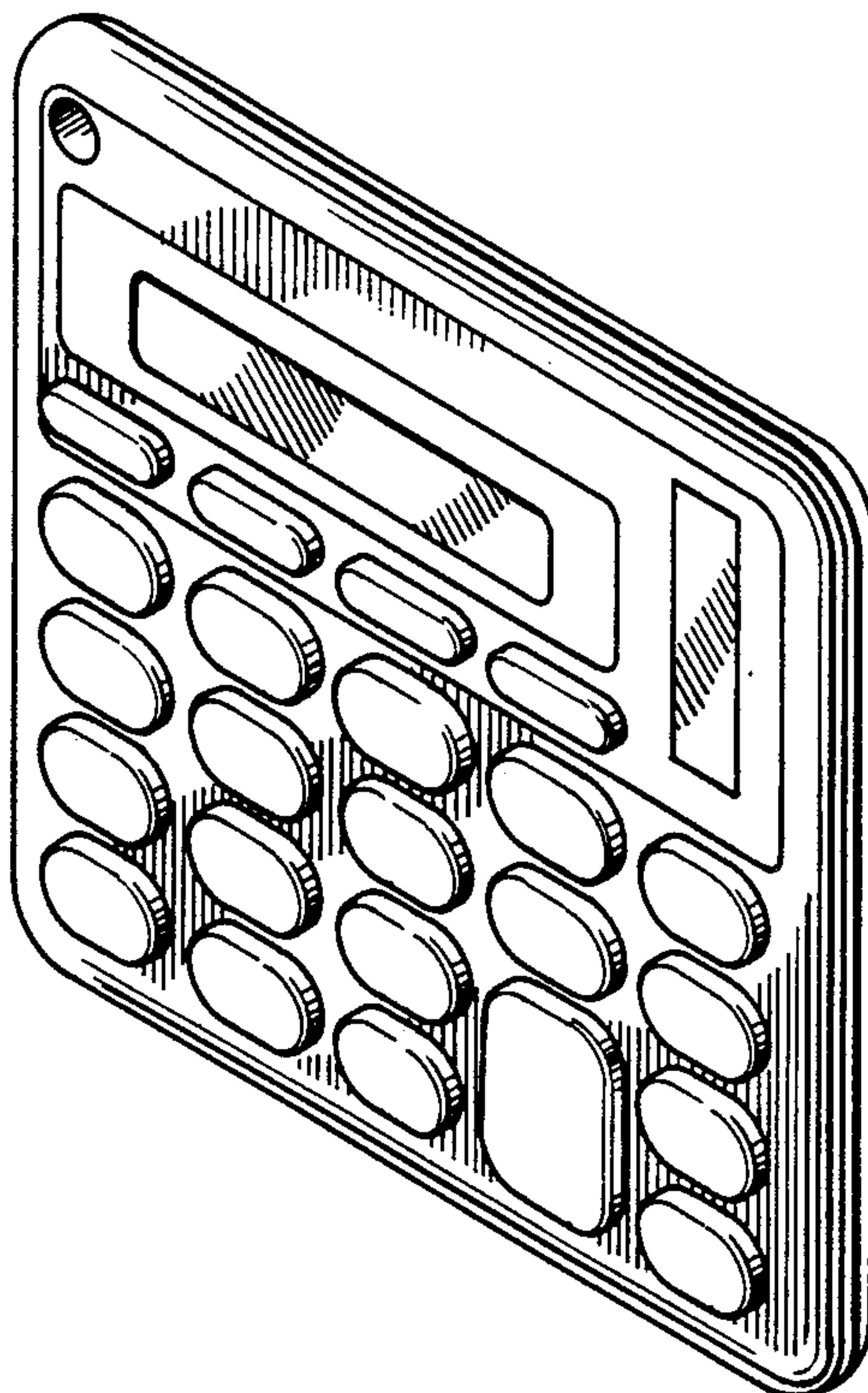


FIG. 8

