

[54] **TIRE FOR VEHICLES**

D. 290,826 7/1987 Nakaseko ..... D12/147

[75] **Inventors:** John Martin, Sutton Coldfield; Nigel G. Nock, S. Yardly; Howard M. Nock, Streetly, all of Great Britain

[73] **Assignee:** SP Tyres UK Limited, Birmingham, England

[\*\*] **Term:** 14 Years

[21] **Appl. No.:** 52,743

[22] **Filed:** May 21, 1987

[30] **Foreign Application Priority Data**

Nov. 21, 1986 [GB] United Kingdom ..... 1038273

[52] **U.S. Cl.** ..... D12/147

[58] **Field of Search** ..... D12/141-143, D12/145-151; 152/209 R, 209 B, 209 D

[56] **References Cited**

**U.S. PATENT DOCUMENTS**

- D. 280,981 10/1985 Ohta et al. .... D12/142
- D. 286,274 10/1986 Davis et al. .... D12/146
- D. 287,579 1/1987 Cain ..... D12/147

**OTHER PUBLICATIONS**

1985 Tread Design Guide, p. 11, Bridgestone Potenza 147 Tire, second tire in from bottom right side of page. 1985 Tread Design Guide, p. 51, Nitto NT-269 & NT-255 Tires & Ohtsu Falken FX-07A Tire, second row down, right side of page; third row down, left side of page & bottom right side of page respectively.

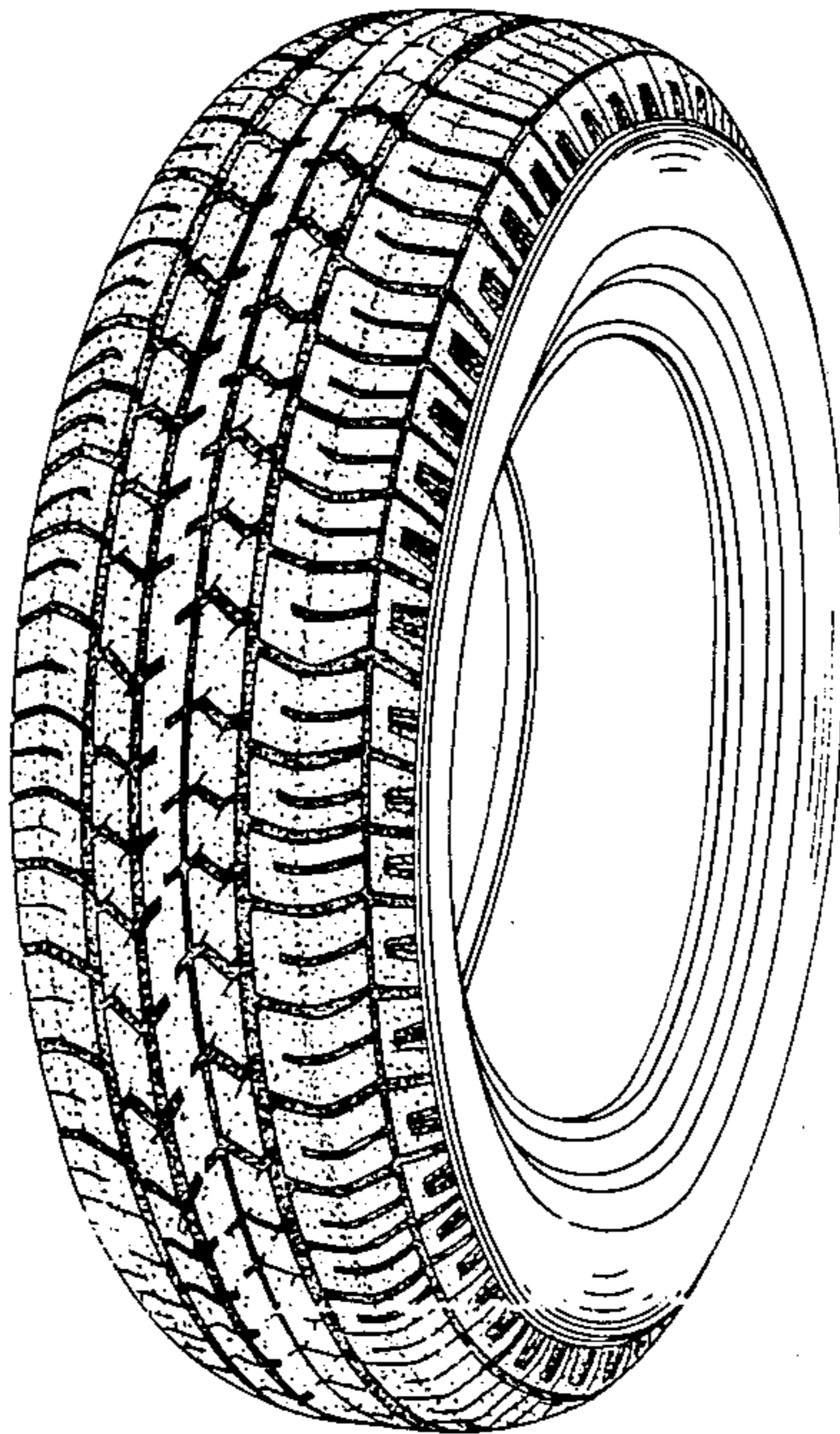
*Primary Examiner*—James M. Gandy  
*Attorney, Agent, or Firm*—Birch, Stewart, Kolasch & Birch

[57] **CLAIM**

The ornamental design for a tire for vehicles, as shown and described.

**DESCRIPTION**

FIG. 1 is a perspective view of a tire for vehicles showing our new design it being understood that the tread pattern is repeated uniformly throughout the circumference of the tire; FIG. 2 is a front elevation view thereof; and FIG. 3 is a side elevation view thereof the opposite side being a mirror image of that shown.



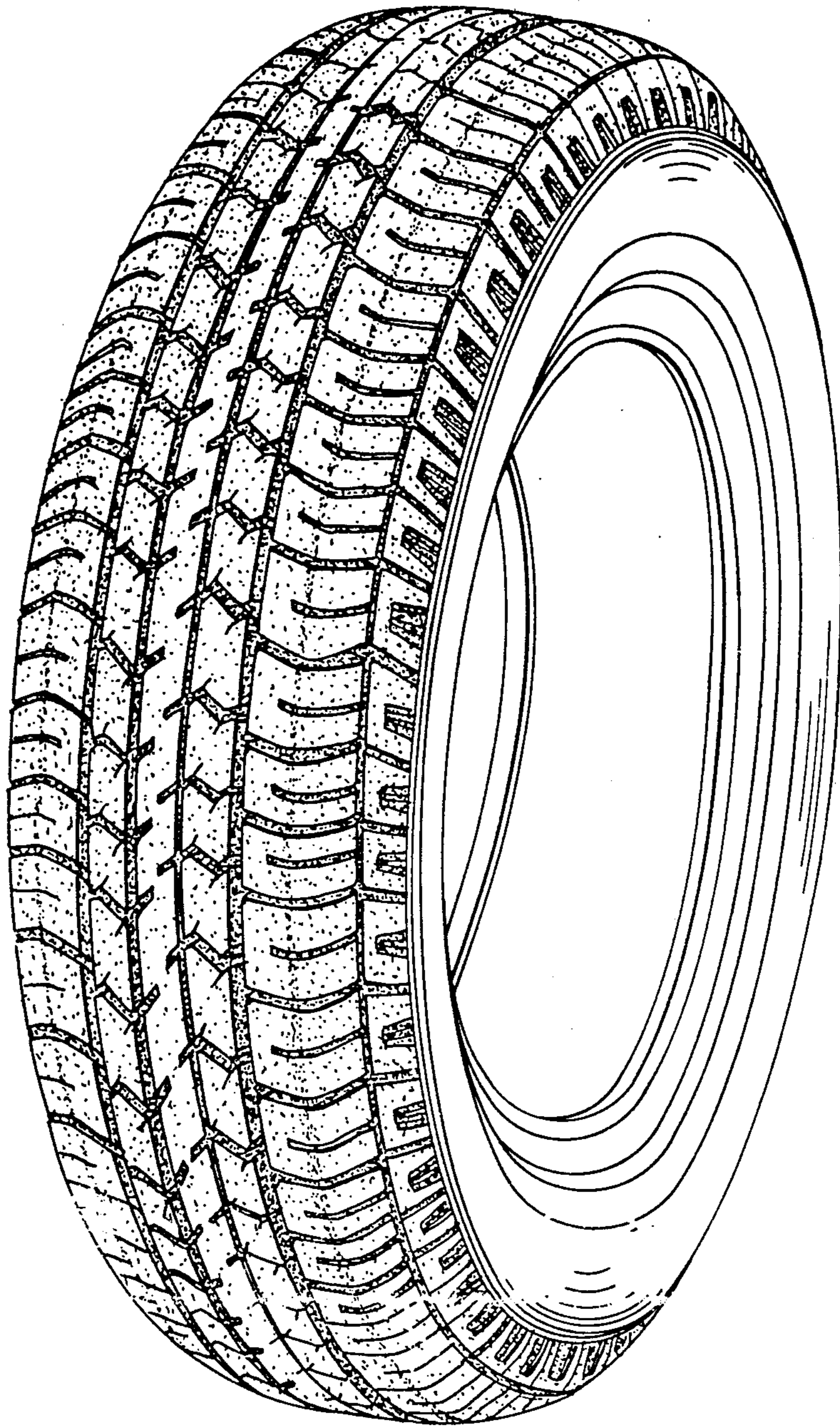


FIG. 1

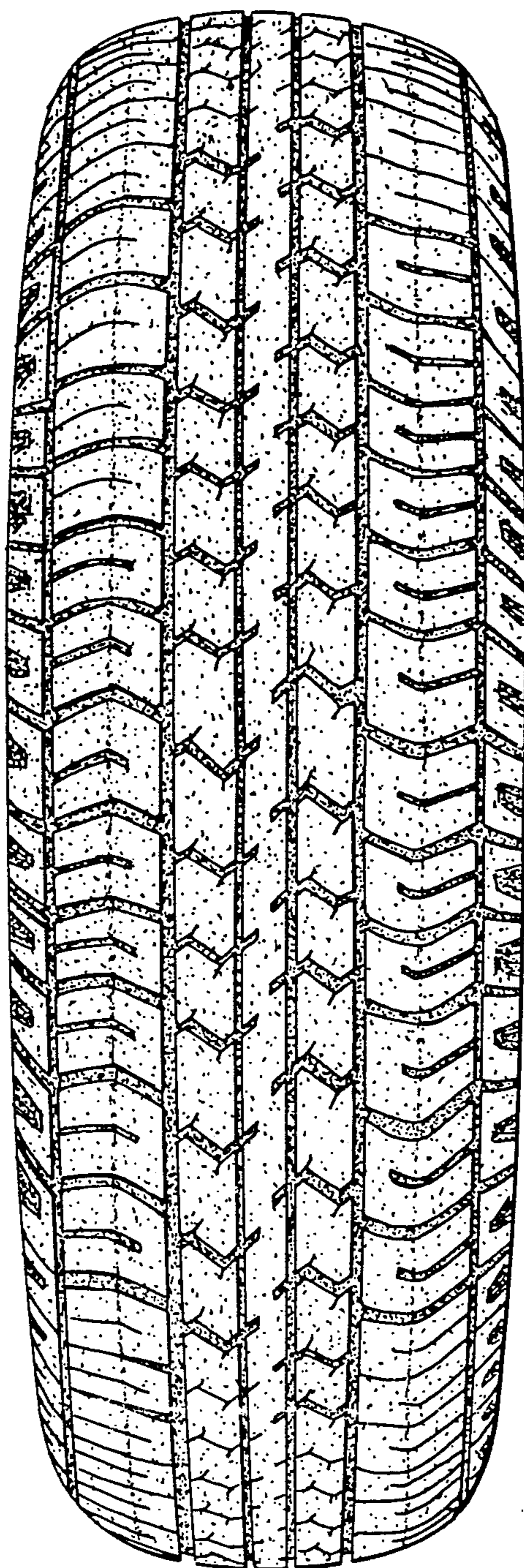


FIG. 2




FIG. 3