

[54] **BAG**
 [75] **Inventors: Anita Dembiczak; Benson Zinbarg,**
 both of Stamford, Conn.
 [73] **Assignee: Sun Hill Industries, Inc., Stamford,**
 Conn.
 [**] **Term: 14 Years**
 [21] **Appl. No.: 431,857**
 [22] **Filed: Nov. 6, 1989**
 [52] **U.S. Cl. D9/305; D9/335**
 [58] **Field of Search D9/305, 329, 335, 336;**
 D11/117, 121; 383/67, 70, 71, 907; 215/1 R

2,460,963 2/1949 Young .
 2,682,903 7/1954 Gay .
 2,689,424 9/1954 Clagett 215/1 B
 3,163,418 12/1964 Myers .
 3,308,936 3/1967 Roland .
 3,442,043 5/1969 Panzar .
 3,650,298 3/1972 Delmar .
 4,436,204 3/1984 Sowinski 383/71
 4,795,033 1/1989 Duffy .

FOREIGN PATENT DOCUMENTS

39851 5/1907 Switzerland .
 379876 9/1932 United Kingdom .

OTHER PUBLICATIONS

Dennison's Party Book; Oct.-Nov. 1927; p. 37, Pump-
 kin Man.
 Dennison's Party Book; Oct.-Nov. 1928; p. 19; Jack-
 -O-Lantern.
 Dennison's Party Book; Oct.-Nov. 1927; p. 21; Pump-
 kin.
Primary Examiner—B. J. Bullock
Assistant Examiner—Dominic Simone
Attorney, Agent, or Firm—Frishauf, Holtz, Goodman &
 Woodward

[56] **References Cited**
U.S. PATENT DOCUMENTS

D. 23,399 6/1894 Lee .
 D. 39,516 9/1908 Prugh .
 D. 47,064 3/1915 Adams .
 D. 49,569 8/1916 Burthcaell .
 D. 66,800 3/1925 Lehnert .
 D. 74,183 1/1928 McEldowney .
 D. 94,174 7/1934 Vogt .
 D. 96,425 7/1935 Spanel .
 D. 125,195 2/1941 Winsick .
 D. 156,059 11/1949 Vivaudou .
 D. 164,442 9/1951 Park .
 D. 169,265 11/1952 Lavezzorio .
 177,749 5/1876 Redden .
 D. 186,410 10/1959 Collins .
 D. 187,497 3/1960 Goldie .
 D. 191,284 9/1961 O'Donnell .
 D. 241,819 10/1976 Steinbach .
 D. 256,826 9/1980 Phillips .
 D. 258,205 2/1981 Kroll .
 D. 293,959 1/1988 Allen .
 492,071 2/1893 Vaughan 383/71
 514,159 2/1894 Nelson .
 824,071 6/1906 Faber et al. .
 1,207,533 12/1916 Gamble 383/67
 1,308,432 7/1919 Lockridge .
 1,536,816 5/1925 Sale .
 1,649,770 11/1927 Miller .
 1,698,653 5/1928 Poole .
 1,950,539 3/1934 Brownfield .
 1,965,040 7/1934 Kelly .
 2,009,511 7/1935 Nydegger 383/70
 2,112,477 3/1938 Brownfield .

[57] **CLAIM**

The ornamental design for a bag, as shown and de-
 scribed.

DESCRIPTION

FIG. 1 is a top, left perspective view of a bag showing
 our new design;
 FIG. 2 is a front elevational view thereof;
 FIG. 3 is a rear elevational view thereof;
 FIG. 4 is a left side view thereof, the right side view
 being a mirror image;
 FIG. 5 is a top plan view thereof;
 FIG. 6 is a bottom plan view thereof;
 FIG. 7 is a left, bottom perspective view of a second
 embodiment of FIG. 1, the only difference being an
 opening at the bottom;
 FIG. 8 is a front elevational view of FIG. 7;
 FIG. 9 is a rear elevational view of FIG. 7;
 FIG. 10 is a left side elevational view of FIG. 7, the
 right side being a mirror image;



FIG. 11 is a bottom plan view of **FIG. 7**, the top plan being the same as that of **FIG. 1**;

FIG. 12 is a front elevational view of a third embodi-

ment of **FIG. 1**, having a different bottom configuration;

FIG. 13 is a rear elevational view of **FIG. 12**;

FIG. 14 is a left side elevational view of **FIG. 12**, the right side being a mirror image;

FIG. 15 is a bottom plan view of **FIG. 12**.




Fig. 1



Fig. 2



Fig. 3




Fig. 4




Fig. 5

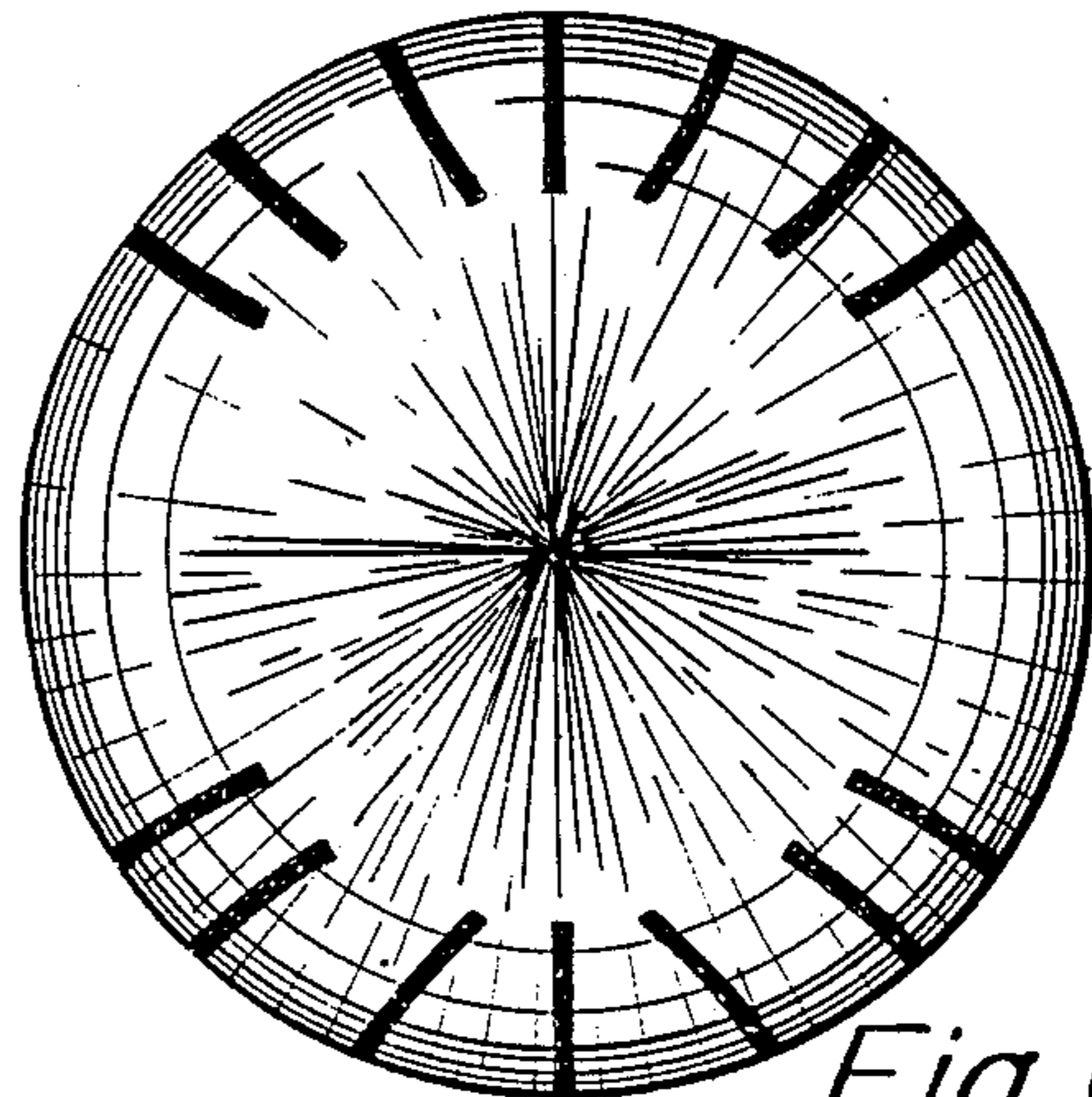


Fig. 6




Fig. 7



Fig. 8



Fig. 9




Fig. 10

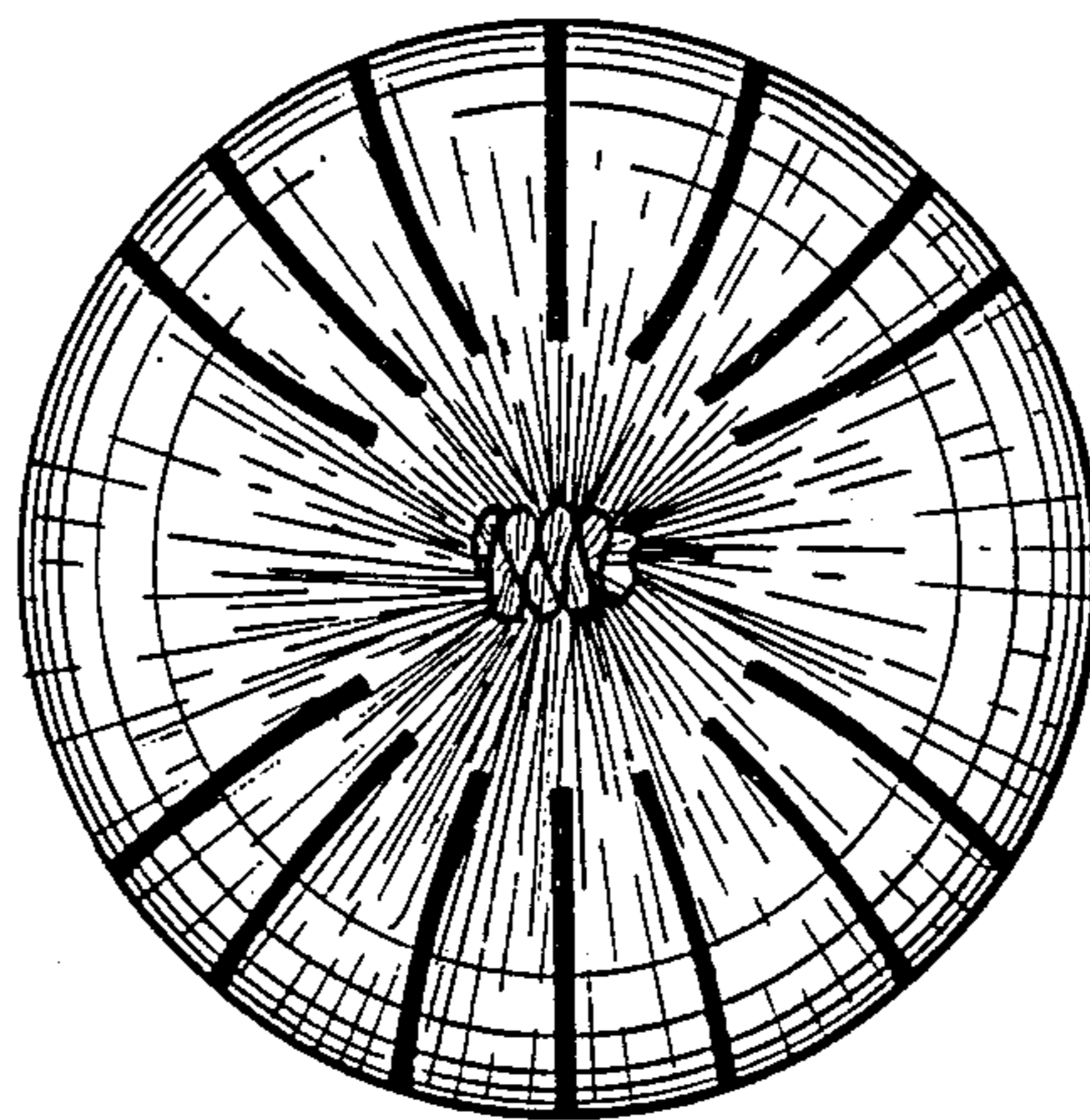


Fig. 11



Fig. 12



Fig. 13




Fig. 14

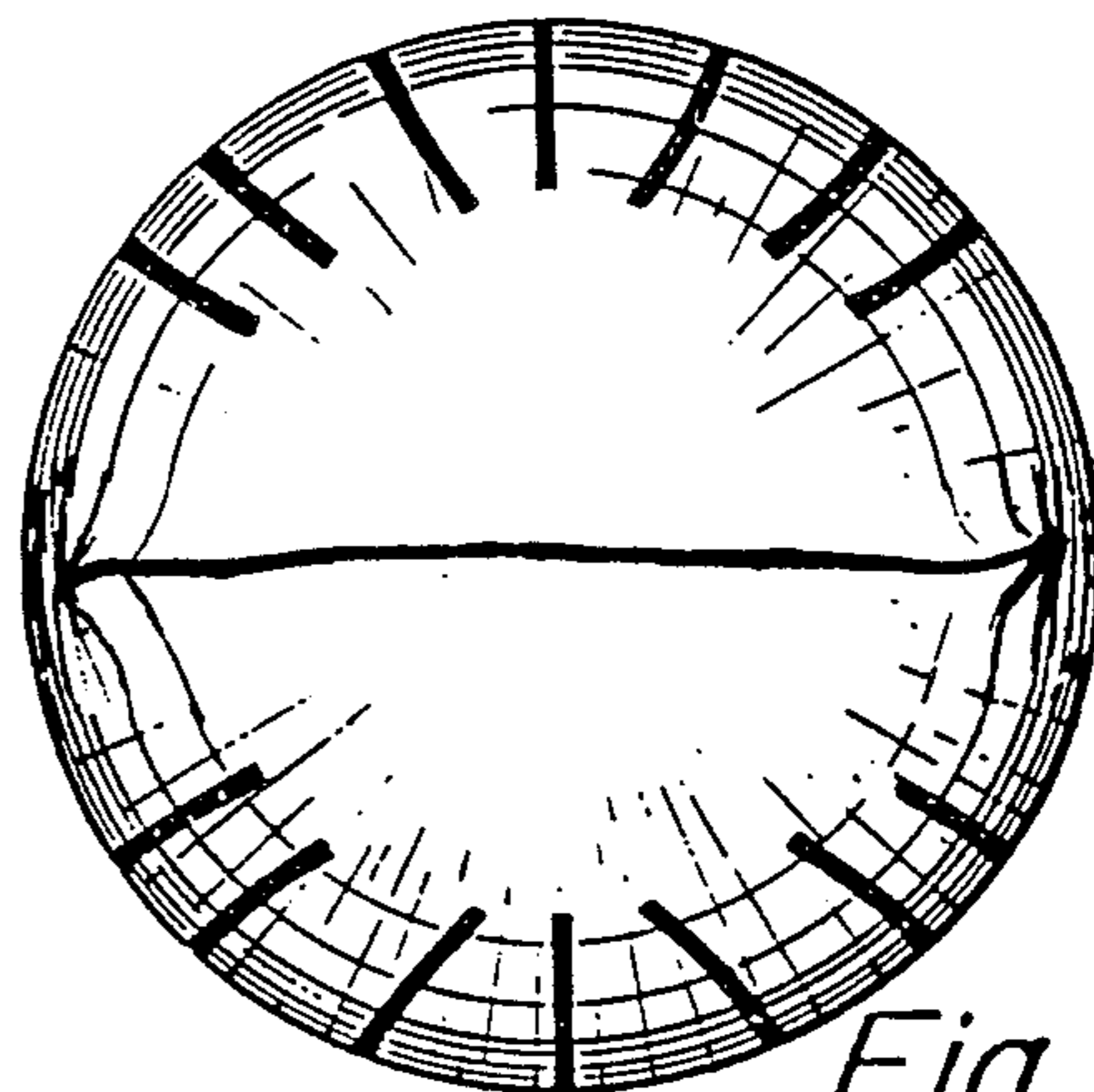


Fig. 15