

[54] **SCREWDRIVER**

[75] **Inventor: Horst Holland-Letz, Neustadt, Fed. Rep. of Germany**

[73] **Assignee: Felo-Werkzeugfabrik - Holland-Letz GmbH, Neustadt, Fed. Rep. of Germany**

[**] **Term: 14 Years**

[21] **Appl. No.: 94,526**

[22] **Filed: Sep. 8, 1987**

[30] **Foreign Application Priority Data**

Mar. 6, 1987 [DE] Fed. Rep. of Germany MR446

[52] **U.S. Cl. D8/82**

[58] **Field of Search D8/82-87, D8/70, 107; 7/165; 81/436, 441, 460, 461, 177.1, 487, 452**

[56] **References Cited**

U.S. PATENT DOCUMENTS

- D. 256,546 8/1980 Holland-Letz D8/83
- D. 256,547 8/1980 Holland-Letz D8/83
- D. 256,662 9/1980 Holland-Letz D8/83
- D. 291,403 8/1987 Rosenberg D8/83

FOREIGN PATENT DOCUMENTS

0062270 10/1982 European Pat. Off. 81/177.1

- 2307186 8/1974 Fed. Rep. of Germany 81/177.1
- 2828077 1/1980 Fed. Rep. of Germany 81/436
- 3004957 8/1981 Fed. Rep. of Germany 81/177.1
- 3124026 12/1982 Fed. Rep. of Germany 81/461
- 2052347 1/1981 United Kingdom 81/177.1

OTHER PUBLICATIONS

Sandvik Consumer Tools Catalogue, p. 18, particularly the handles in center & right of page. .
Techni-Tool Catalog #28, ©1984, p. 38, "V" line screwdriver, far left top portion of page.

Primary Examiner—Bruce W. Dunkins
Assistant Examiner—Clare E. Heflin
Attorney, Agent, or Firm—Michael J. Striker

[57] **CLAIM**

The ornamental design for a screwdriver, as shown and described.

DESCRIPTION

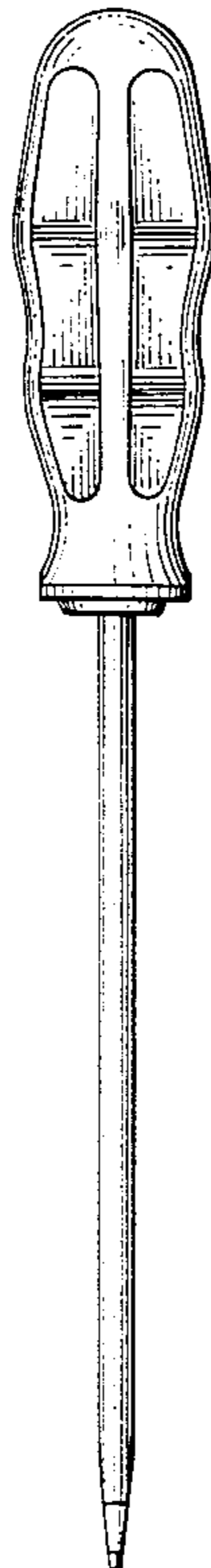
FIG. 1 is a one-side perspective view of the screwdriver showing my new design the opposite side being identical;

FIG. 2 is a side elevational view thereof, the opposite side being identical;

FIG. 3 is a front elevational view thereof, the right rear view being identical;

FIG. 4 is a top plan view thereof;

FIG. 5 is a bottom plan view thereof.



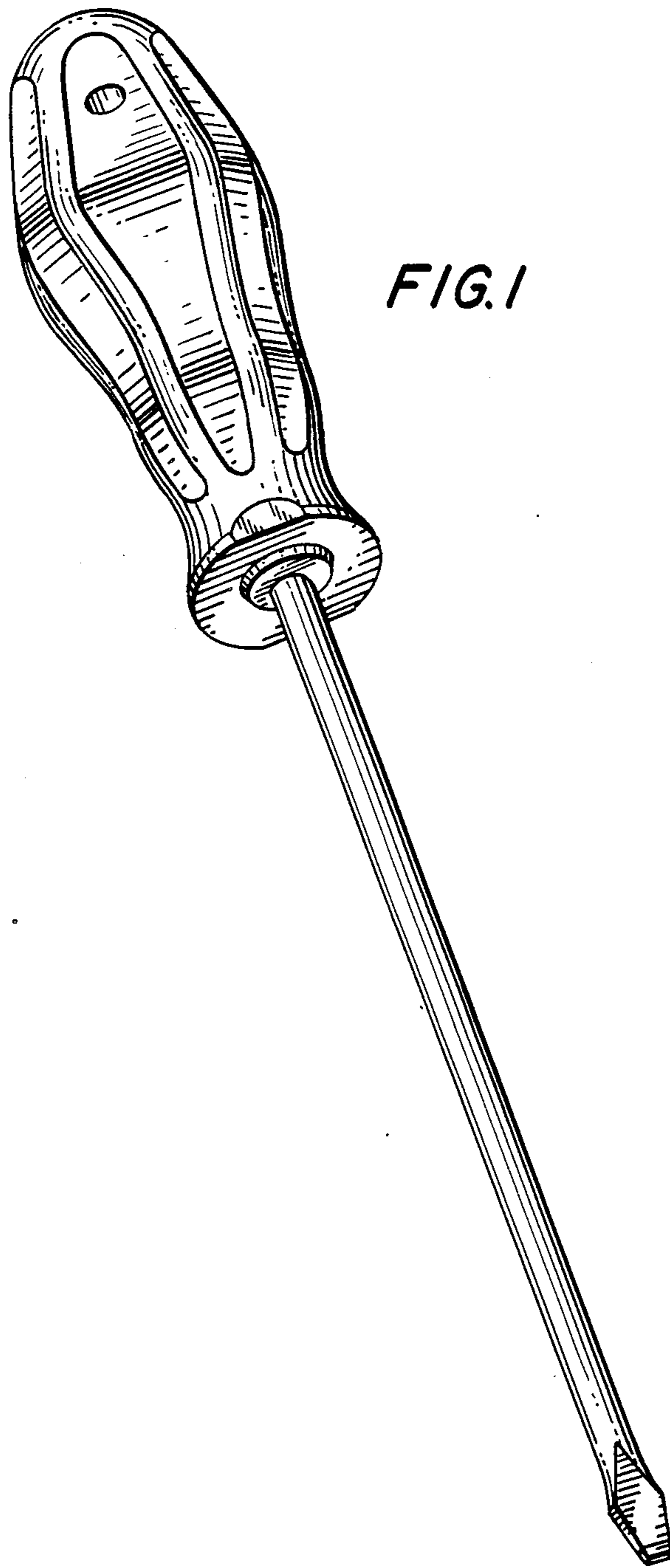


FIG. 1

FIG. 2

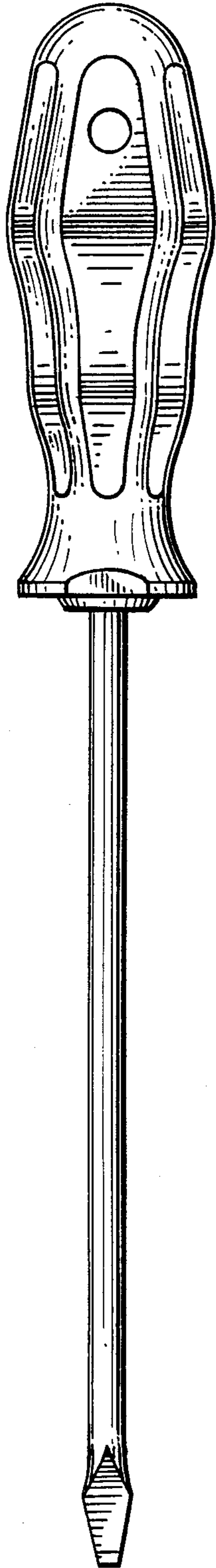


FIG. 3

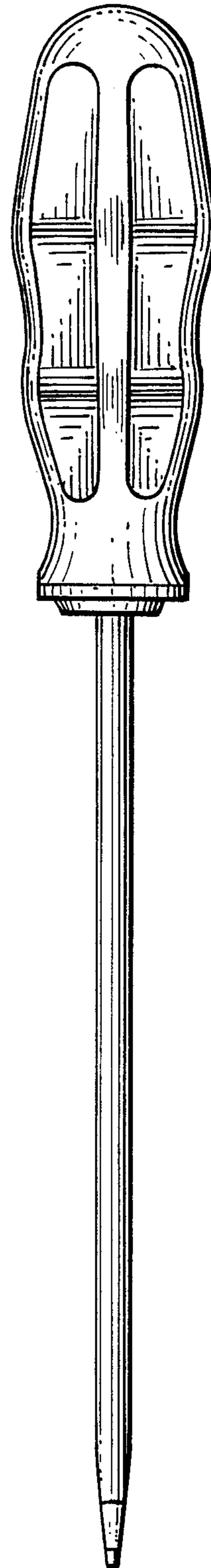


FIG. 4

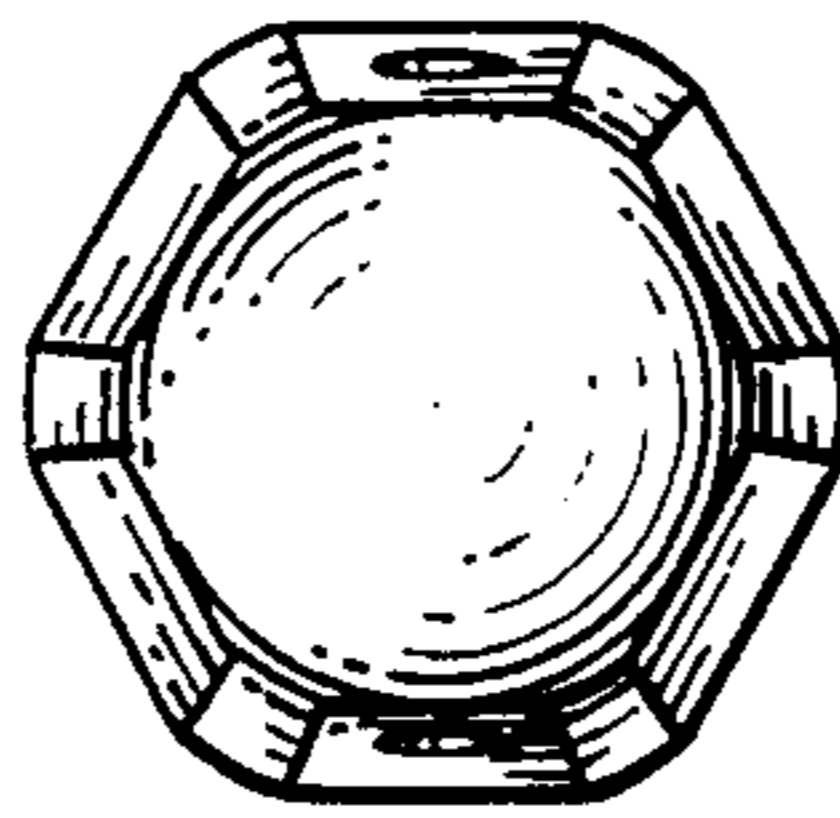


FIG. 5

