

[54] NON-SLIP SURFACE UNIT FOR BATHTUBS OR THE LIKE

[75] Inventor: Thomas W. Hillebrand, Janesville, Wis.

[73] Assignee: Kohler Co., Kohler, Wis.

[**] Term: 14 Years

[21] Appl. No.: 858,300

[22] Filed: Apr. 30, 1986

[52] U.S. Cl. D6/583; D6/584; D23/304

[58] Field of Search D23/277-283, D23/304; D6/583, 584; 4/538, 580-584

[56] References Cited

U.S. PATENT DOCUMENTS

- D. 82,857 12/1930 Steele D23/277
- D. 85,859 12/1931 Capouch D6/583
- D. 222,499 10/1971 Wells D6/583

(List continued on next page.)

OTHER PUBLICATIONS

A one page Allia advertisement, undated, admitted prior art, showing the "Aurelia" grip pattern.
 A one page Ideal-Standard advertisement, undated, admitted prior art, entitled "Shower Tray 90x90 CM".
 A one page Allia advertisement, undated, admitted prior art, showing the "Cressida" grip pattern.
 P. 11 of the Kohler Co. "K-400 Catalog", dated Oct. 1985, admitted prior art, showing the Safeguard grip pattern.

Primary Examiner—James R. Largen
Attorney, Agent, or Firm—Quarles & Brady

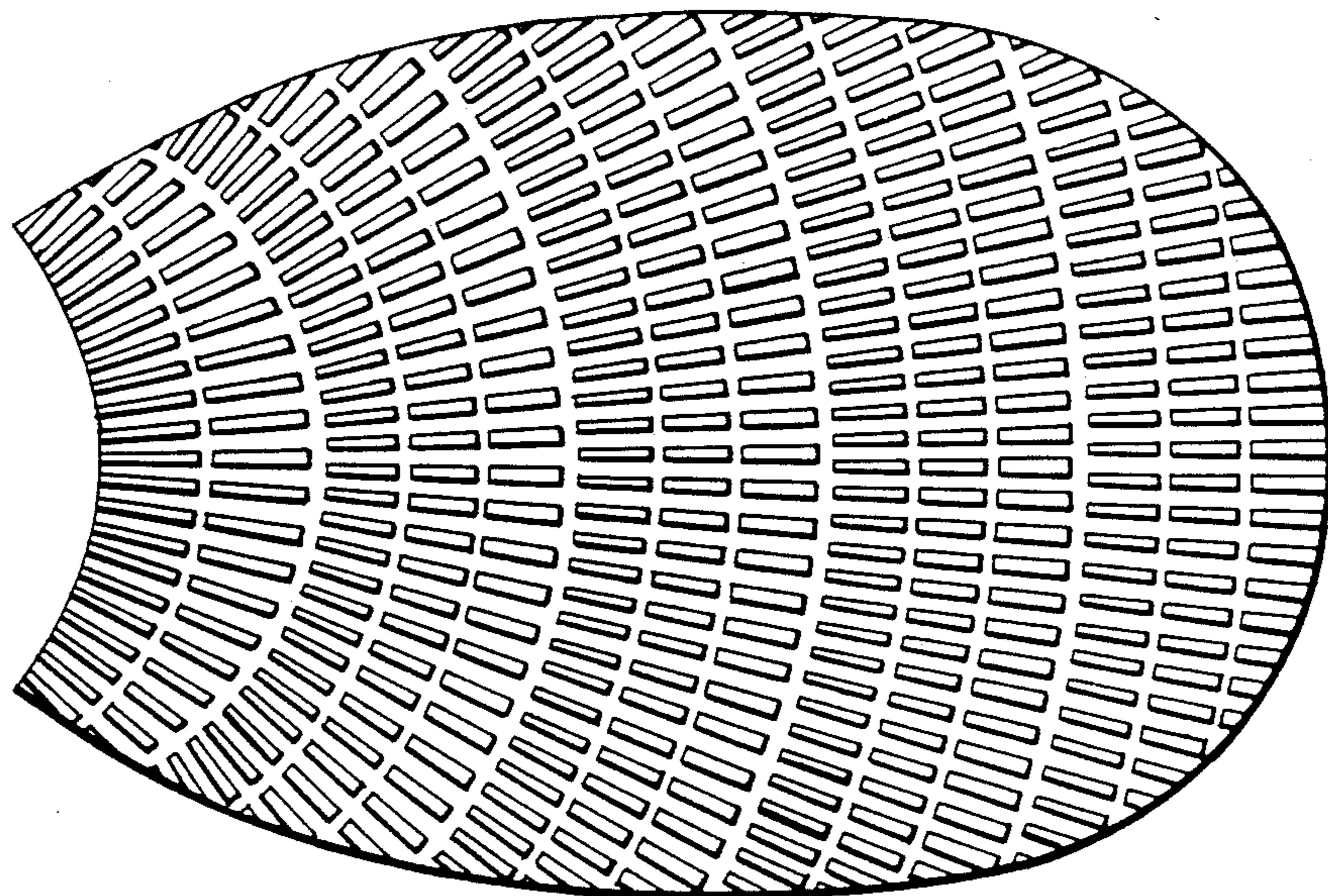
[57] CLAIM

The ornamental design for a non-slip surface unit for bathtubs or the like, as shown and described.

DESCRIPTION

FIG. 1 is a top plan view of a non-slip surface unit for bathtubs or the like showing a bath mat, the bottom being plain and unornamented;
 FIG. 2 is a side elevational view taken on line 2—2 of

FIG. 1, the opposite side being a mirror image of the side shown;
 FIG. 3 is an end elevational view taken on line 3—3 of FIG. 1;
 FIG. 4 is an end elevational view taken on line 4—4 of FIG. 1;
 FIG. 5 is a top plan view of a second embodiment of the non-slip surface unit for bathtubs or the like showing bathtub treads, the bottom being the same as the top shown;
 FIG. 6 is a side elevational view taken on line 6—6 of FIG. 5, the opposite side being a mirror image of the side shown;
 FIG. 7 is an end elevational view taken on line 7—7 of FIG. 5;
 FIG. 8 is an end elevational view taken on line 8—8 of FIG. 5;
 FIG. 9 is a top plan view of a third embodiment of the non-slip surface unit for bathtubs or the like showing a bathtub floor panel, the bottom being plain and unornamented;
 FIG. 10 is a side elevational view taken on line 10—10 of FIG. 9, the opposite side being a mirror image of the side shown;
 FIG. 11 is an end elevational view taken on line 11—11 of FIG. 9;
 FIG. 12 is an end elevational view taken on line 12—12 of FIG. 9;
 FIG. 13 is an enlarged cross sectional view taken on line 13—13 of FIG. 9;
 FIG. 14 is a top plan view of a fourth embodiment of the non-slip surface unit for bathtub floor panel, the bottom being plain and unornamented;
 FIG. 15 is a side elevational view taken on line 15—15 of FIG. 14, the opposite side being the same as the side shown;
 FIG. 16 is an end elevational view taken on line 16—16 of FIG. 14; and
 FIG. 17 is an end elevational view taken on line 17—17 of FIG. 14; and
 FIG. 18 is an enlarged cross-sectional view taken on line 18—18 of FIG. 14.
 The fragmentary broken lines representation of the outline of a bathtub in FIGS. 9 and 14 are for purposes of illustration only and form no part of the claimed design.



U.S. PATENT DOCUMENTS

D. 223,278	4/1972	Mallonn	D6/583	D. 243,692	3/1977	Gruber	D23/281
D. 223,279	4/1972	Taylor	D6/583	D. 243,693	3/1977	Gruber	D23/277
D. 227,529	7/1973	Huggins	D6/583	D. 253,547	11/1979	Beddome et al.	D23/281
D. 228,133	8/1973	Lippert et al.	D23/281	D. 267,813	2/1983	Lippert et al. .	
D. 228,338	9/1973	O'Neil et al.	D6/583	D. 286,671	11/1986	Griffiths	D23/277
D. 229,000	11/1973	O'Neil et al.	D6/583	2,079,739	5/1937	Houseweller	D23/281 X
D. 230,546	3/1974	Dean	D6/584	2,084,852	6/1937	Lochman	D23/281 X
D. 230,547	3/1974	Dean	D6/584	2,122,245	6/1938	Callahan	D23/277 X
D. 230,805	3/1974	Howard	D6/584	2,292,368	8/1942	Gordon	D23/283 X
D. 230,806	3/1974	Penson	D6/584	2,449,323	9/1948	Richterkessing	D23/283 X
D. 230,807	3/1974	Penson	D6/584	2,522,765	9/1950	Sandberg .	
D. 232,146	7/1974	Dean	D6/584	2,809,380	10/1957	Gruen	D23/283 X
D. 232,995	10/1974	Molzen	D6/583	3,124,811	3/1964	Treacy	4/583
D. 238,074	12/1975	Gruber	D23/277	3,836,420	9/1974	Freese	D6/584
D. 243,334	2/1977	Stairs, Jr.	D23/281	3,942,199	3/1976	Kollsman	4/583
				3,999,224	12/1976	Kollsman	4/583
				4,511,621	4/1985	Thomas et al. .	

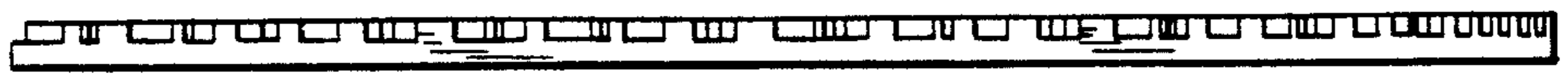
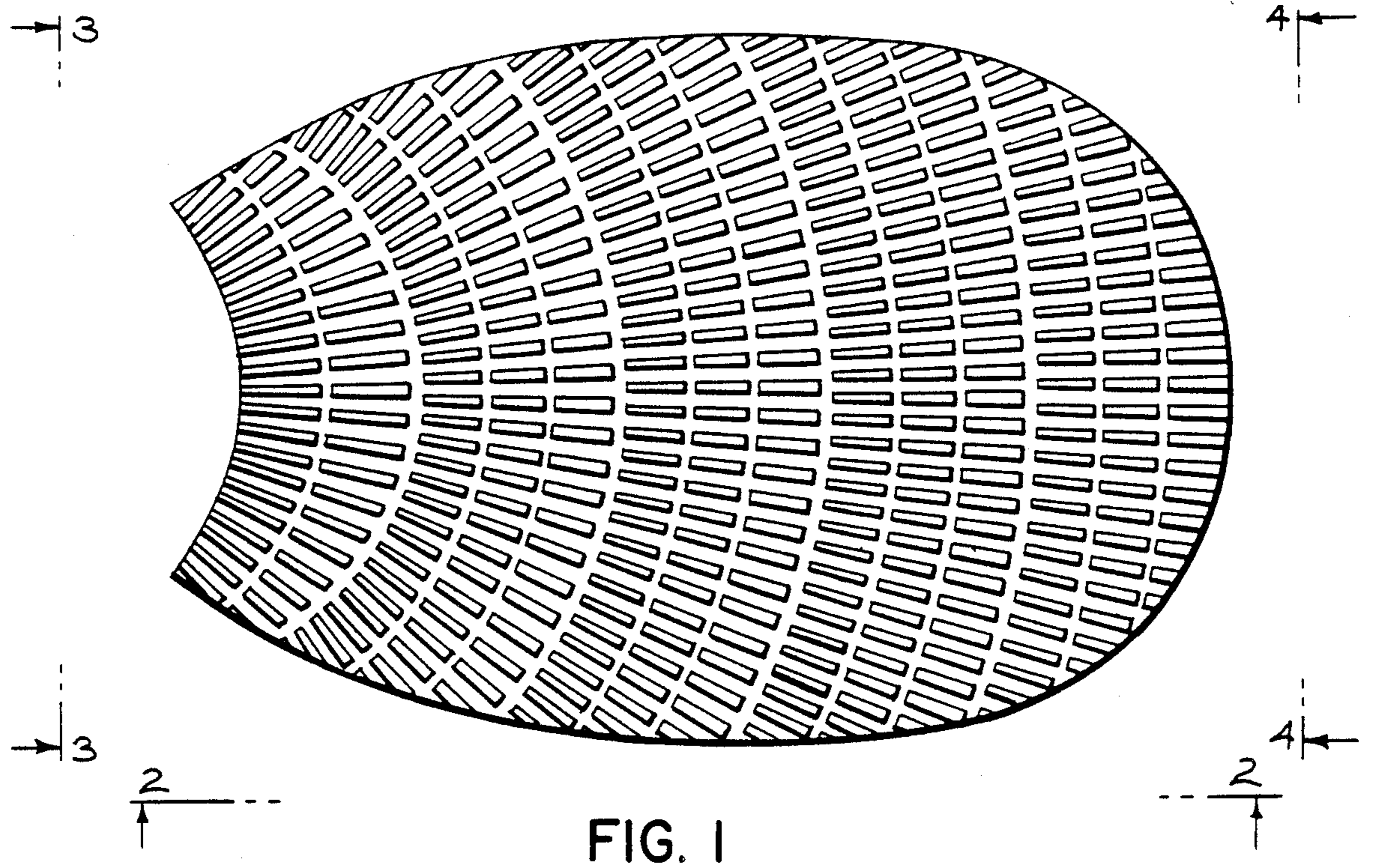


FIG. 2



FIG. 3



FIG. 4

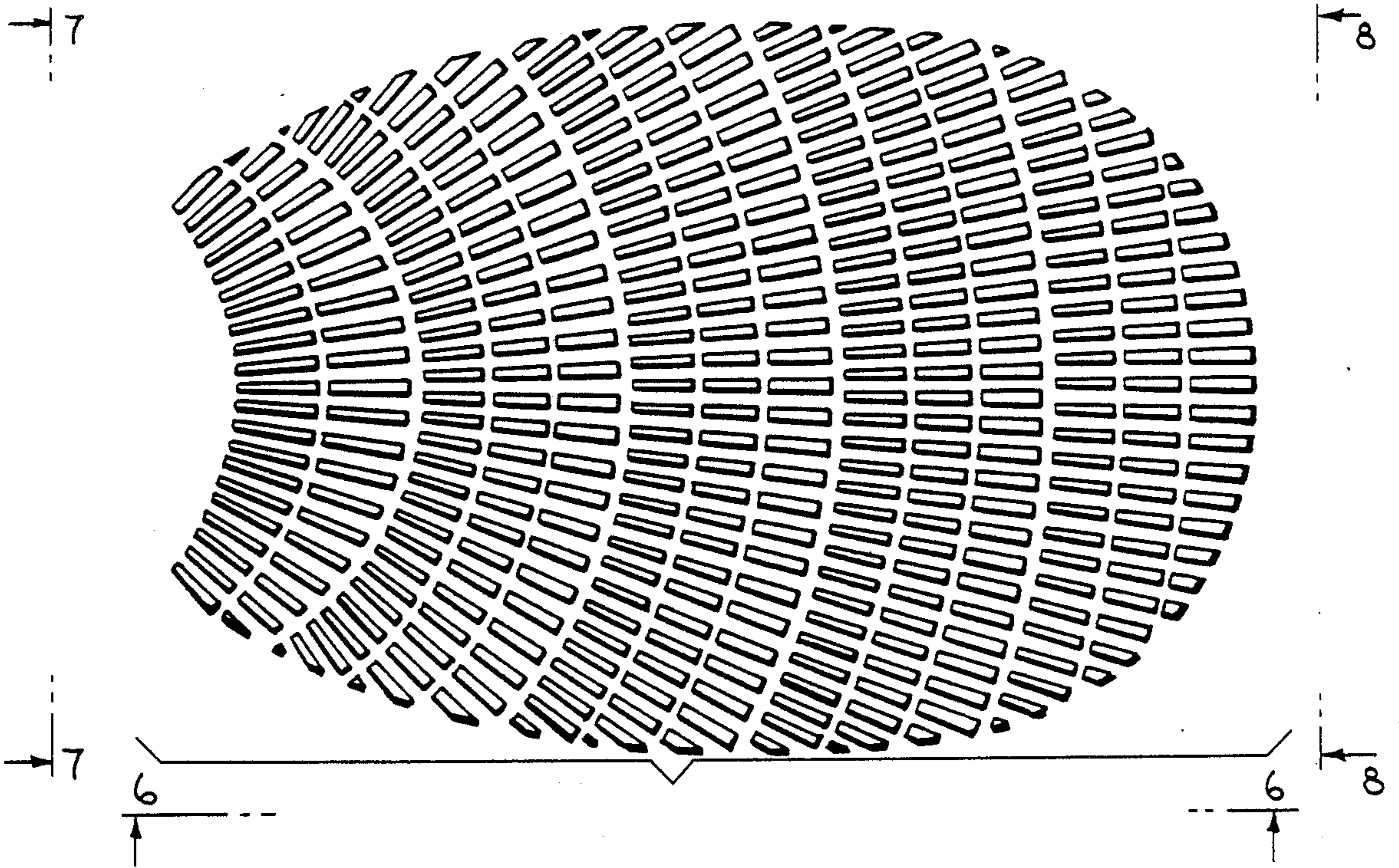


FIG. 5



FIG. 6



FIG. 7



FIG. 8

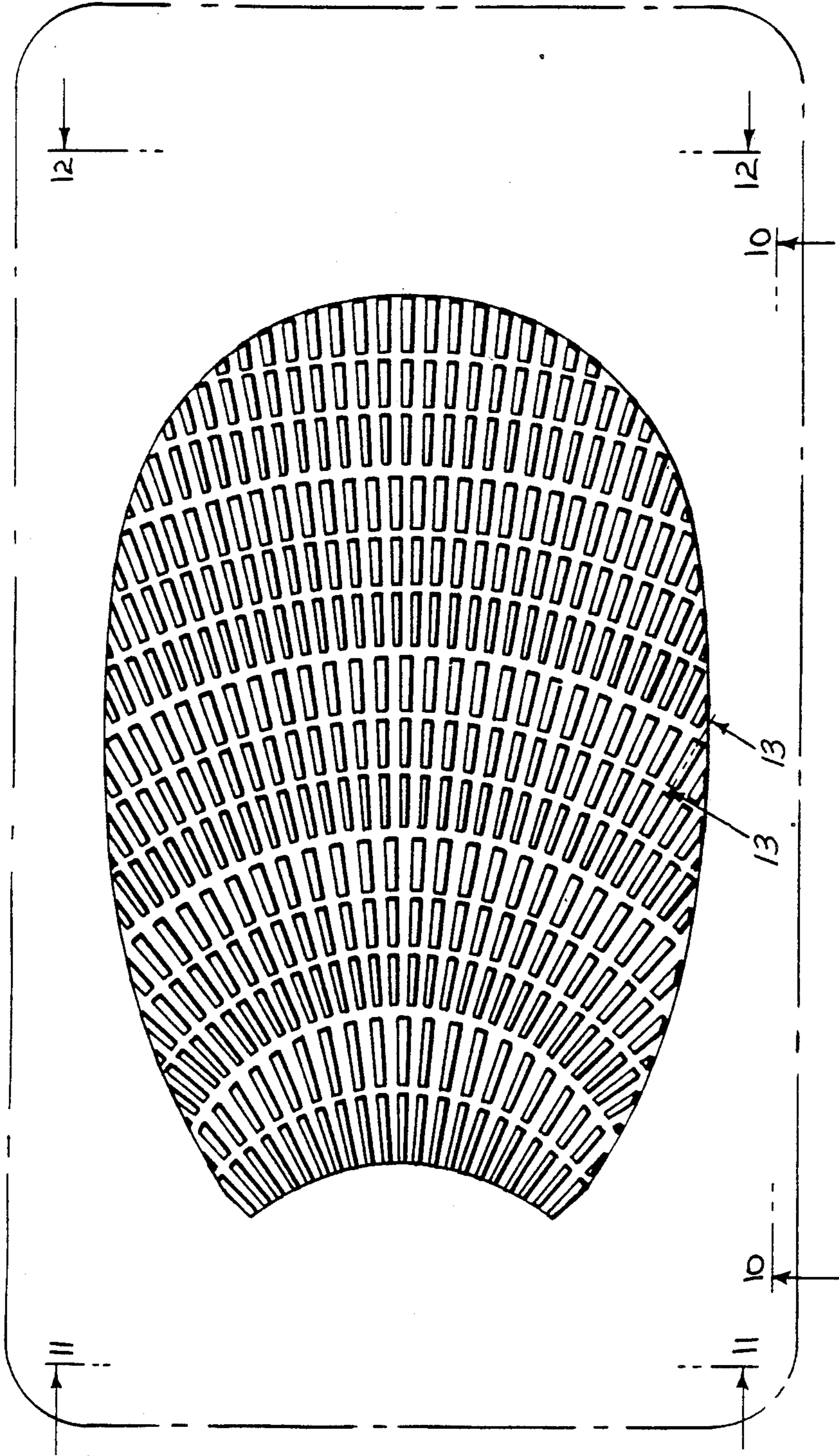


FIG. 9

FIG. 10





FIG. 11



FIG. 12



FIG. 13

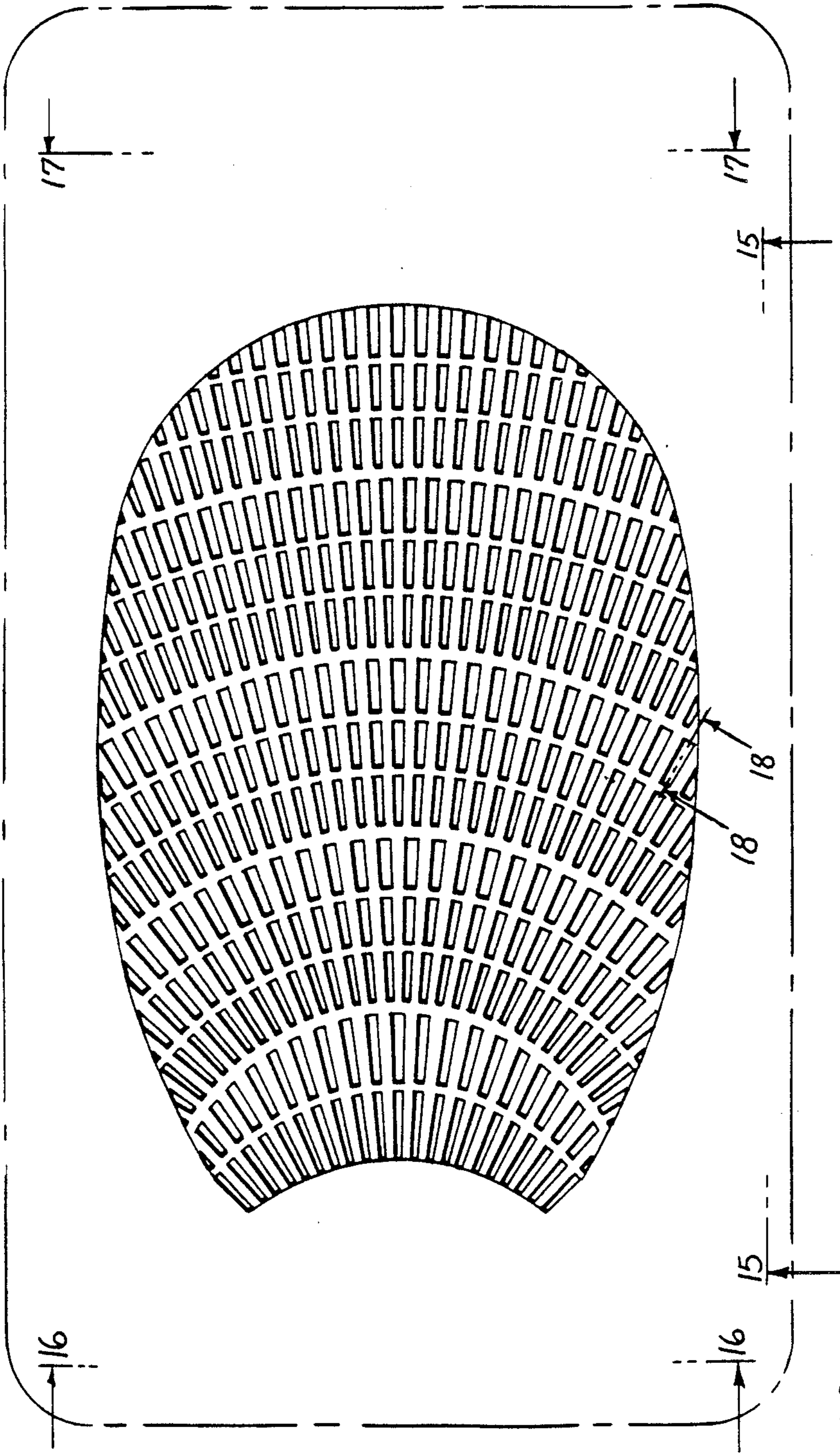


FIG. 14



FIG. 15

FIG. 18



FIG. 16



FIG. 17

